



REPLACEMENT PARTS CATALOG

For 1975

Commencing at Engine No. 325001
Frame No. F125001

COMMANDO 850
Mk. III

ELECTRIC START



01527 454158
sales@classicbikeshop.co.uk
www.classicbikeshop.co.uk

Classic Motorcycle Parts for BSA, Triumph, Norton, AMC, Matchless and More.

Spares include Exhausts, Silencers, British and Custom Seats, Brake and Wheel Components, Lucas Equipment, Cafe Racer Parts, Engine and Frame Parts and thousands more items.



Classic Bike Shop Ltd is a long established business with its roots dating back to the 1950's. Based in Redditch Worcestershire. We provide an online mail order service supplying classic motorcycle parts directly to customers both locally and worldwide. We have an extensive range of classic bike parts and spares for Triumph, BSA, Norton, AMC, Matchless models and other vintage bikes. We also have a section on the website for cafe racers, bobbers and custom bikes if you are looking for something a little different to get that unique look.





REPLACEMENT PARTS CATALOG

For 1975

COMMANDO 850 Mk. III

ELECTRIC START

Commencing at Engine No. 325001 — Frame No. F125001

IMPORTANT

PLEASE CONTACT YOUR RETAIL NORTON DEALER TO
OBTAIN REPLACEMENT PARTS

Published by:

© Copyright 1975

NORTON TRIUMPH INTERNATIONAL LIMITED

KITTS GREEN - BIRMINGHAM B33. 0LF - ENGLAND

TELEPHONE: BIRMINGHAM 021-783-3657 - TELEX: 339478

Group Index

- Air Box 14
- Alternator 11
- Assimilator 31
- Auto Advance Mechanism 4
- Battery 33
- Battery Carrier 33
- Brake Pedal 18
- Brake Fluid Preface
- Brake Pads 19, 22
- Breather 5, 20
- Cable, Air 24
- Cable, Throttle 24
- Caliper 22, 19
- Camshaft 1
- Capacitor Pack 31
- Capacitor, Electrolytic 31
- Carburetors 13
- Carburetor Mounts
- Chain Adjuster, Rear 16
- Chain Cases 10
- Chains 11
- Chain Tensioner 10
- Chain Guard
- Chain Spray 35
- Clutch 9
- Clutch Thrust 8
- Clutch Lever 24
- Coil, Ignition 31
- Connecting Rods 1
- Console 32
- Contact Breaker 4
- Cover, Battery 27
- Cover, Oil Tank 27
- Crankcases 5
- Crankshaft 1
- Crosshaft, Gear Shift 11
- Cylinder 2
- Cylinder Head 2
- Dampers 16
- Direction Indicator Lights 33
- Direction Indicator Flasher 32
- Disc, Brake 23
- Engine Breather 5, 20
- Engine Platers 15
- Exhaust Mountings 26
- Exhaust Pipes 26
- Fairing, Tail Light 29
- Fender, Front 29
- Fender Rear, 29
- Filler Cap, Oil 20
- Filler Cap, Petrol 30
- Filter, Air 14
- Filters, Oil 5, 20
- Flasher Lamps 33
- Flasher Unit 32
- Footpegs, Riders 18
- Footpegs, Passenger 26
- Forks, Telescopic 21
- Frame 17
- Gascap 30
- Petcock 30
- Gaskets Sets-Preface
- Gearbox Shell 6
- Gearbox Selector Mechanism 6, 7
- Gearbox Inner Cover 7
- Gearbox Outer Cover 8
- Gears and Shafts 6
- Gearshift Pedal 11
- Grab Rail 28
- Handlebar Controls 25
- Handlebars 25
- Harness, Headlight 32
- Harness, Main 31
- Head Steady 15
- Hinge, Seat 28
- Hydraulic Pipe 19, 24, 25
- Hydraulic System, Rear 19
- Horn Control Box 34
- Horn Relay 34
- Horn, Standard 34
- Horns, Interpol 34
- Hose, Hydraulic 19, 24, 25
- Instrument Cases 34
- Isolastic Mountings 15
- Junction Block 20
- Kickstart Pedal 8
- Kickstart Mechanism 7
- Line, Fuel 14
- Line, Hydraulic 19, 24, 25
- Line, Oil 20
- Line, Rocker Feed 4
- Light, Head 32
- Light, Tail 29
- Light, Warning 32
- Lock, Steering 21
- Main Bearings 5
- Major Assemblies — Preface
- Master Cylinder 25, 19
- Mirror 25
- Mountings 15
- Muffler 26
- Muffler Support 26
- Mudflaps 29
- Non Return Valve 4
- Numberplate, Front 35
- Oil Filter 5, 20
- Oil Pipes 20
- Oil Pump 4
- Oil Tank 20
- Oil Release Valve 4
- Oversize Parts — Preface
- Pedal, Rear Brake 18
- Petrol Taps 30
- Petrol Filler Cap 30
- Police Horns 34
- Pistons 1
- Pushrods 3
- Rectifier 31
- Reflector, Front 31
- Rim, Front 22
- Rim, Rear 23
- Reflector, Rear 29
- Rocker Gear 3
- Rocker Oil Pipes 4
- Seat 28
- Service Tools — Preface
- Shocks (Suspension Units) 16
- Skid Plate 35
- Spark Plugs 31
- Solenoid 12
- Speedometer 34
- Speedometer Gearbox 23
- Sprocket, Engine 11
- Sprocket, Rear 23
- Sprocket, Gearbox 6
- Stand, Centre 17
- Stand, Prop 17
- Starter, Electric 12
- Steering Head Bearings 21
- Sumpshield 35
- Support Plates, Footrests 18
- Swinging Arm 16
- Switch, Stop, Rear 19
- Switch, Light 24
- Switch, Dip etc. 24
- Switch, Direction Indicator etc. 24
- Switch, Master 32
- Switch, Neutral Indicator 6
- Tachometer 34
- Tachometer Drive 5
- Tail Unit 29
- Tank, Gas 30
- Tank, Oil 20
- Tap, Fuel 30
- Telescopic Fork 21
- Timing Cover 4
- Timing Gear 1
- Toolkit 35
- Tray, Battery 33
- Valves 3
- Valve Springs 3
- Wheel, Front 22
- Wheel, Rear 23
- Zener Diode 31

IMPORTANT

REPLACEMENT PARTS OR ACCESSORIES MUST BE AS MANUFACTURED OR APPROVED BY NORTON TRIUMPH INTERNATIONAL LIMITED OR NORTON TRIUMPH CORPORATION.

IN THIS RESPECT YOUR ATTENTION IS DRAWN TO THE TERMS AND CONDITIONS OF THE WARRANTY, A COPY OF WHICH CAN BE INSPECTED AT THE PREMISES OF YOUR DEALER OR DISTRIBUTOR.

INTRODUCTION

The information contained in this catalog was complete and correct at the time of printing. Distributors will be informed of any subsequent alterations.

Western U.S.A. Distributor:

Norton Triumph Corporation,
P.O. Box 275,
2765 East Huntington Drive,
Duarte,
California 91010

Telex — Triumph Duar 67-5469
Telephone — 213-359-3221
213-681-0255

Eastern U.S.A. Distributor:

Norton Triumph Corporation,
Towson,
Baltimore,
Maryland.

Telex — 134-527
Telephone — 201-288-9696
212-736-3940

ENGINE AND FRAME NUMBERS

The engine number is located on the left side of the engine, immediately below the cylinder block/crank case flange.

The frame number is located on the side of the frame headlug, forward of the gasoline tank.

The engine and frame number should be quoted in full in any correspondence relating to the machine.

SERVICE TOOLS

A complete range of Service Tools is contained in the Service Tools Catalog. They may be obtained through a Norton/Triumph dealer but, because they are costly and are rarely required, it may be advisable to have the work for which they are required, carried out by the dealer.

SERVICE MANUAL

For owners with sufficient knowledge and facilities for carrying out major overhauls, a Service Manual is available for the Trident. The Manual contains much useful information, in addition to providing detailed instructions on dismantling and rebuilding of all the major assemblies. It is obtainable from Norton/Triumph dealers.

USING THE REPLACEMENT PARTS LIST

LOCATING AND ORDERING THE PARTS

An index is provided on page ii to enable the parts or group of parts to be located.

Select the required component from the illustrations, note its reference number; and from the corresponding column on the opposite page, obtain the part number and correct name of the item.

If proprietary parts are listed under manufacturers part numbers only, they are not available from Norton Triumph International Ltd., but must be obtained direct from the manufacturers. (U.S.A. excepted)

Proprietary components should be ordered through the main distributors, whose addresses are given on page iv (U.S.A. only).

When ordering, quote the part number and the description of the item required. In most cases the illustrations show the assembly order which should assist in identifying the parts. Order items in single units, not "pairs", etc.

Throughout this catalog the components included in an assembled unit are indented and listed directly below in the description column, reverting to the original alignment when the assembly is completed. To order the assembled unit quote the assembly number only. The component parts may be obtained separately if desired.

ENGINE AND FRAME NUMBERS MUST BE QUOTED IN FULL WHEN ORDERING SPARE PARTS AND IN ANY CORRESPONDENCE RELATING TO THE MOTOR-CYCLE.

OBTAINING PARTS

Spare parts can be obtained from an authorised Triumph/Norton dealer only, and we advise owners to order parts through their nearest dealer. If the item is one which may have to be obtained specially, an additional charge for postage and carriage will be incurred.

SPARE PARTS ARE NOT SUPPLIED DIRECTLY TO PRIVATE OWNERS FROM THE FACTORY.

If the part number is quoted when ordering, it is unnecessary to send a pattern of the item. If however, it is necessary to send a pattern, this should bear the sender's name and address together with clear instructions. A copy of the advice should be sent under separate cover, together with a remittance and all parts forwarded carriage paid.

NORTON TRIUMPH CORPORATION AND NORTON TRIUMPH INTERNATIONAL LIMITED, WARN AGAINST THE PURCHASE OF PARTS WHICH ARE NOT MANUFACTURED OR APPROVED BY THEM, BECAUSE THIS WILL INVALIDATE THE WARRANTY.

COLORS

Gas tank	}	Red, Silver, Black — Interstate
		Red, White, Black — Roadster
Side Cover and Oil Tank	}	Black, White — Interpol
		Black — Hi-Rider (Tank Only)

When ordering colored parts, always quote the color required as well as using the part number suffix.

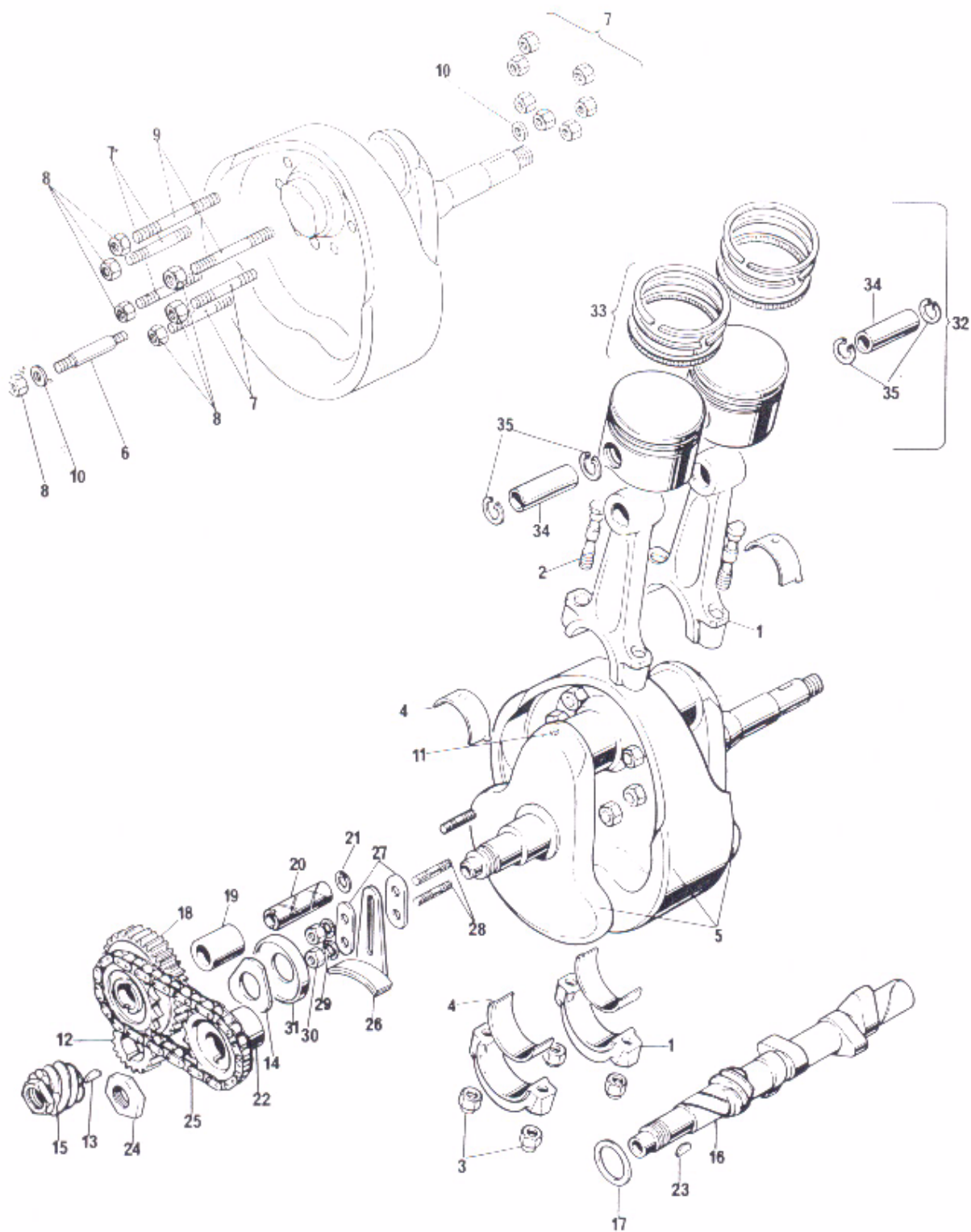
Service Tools – Mark III

The following tools are common to Mark II Models. Further Mark III tools will be available shortly and will be the subject of a separate Tools Catalogue.

<i>Part No.</i>	<i>Maker's or Superseded Part No.,</i>	<i>Description</i>	<i>Quantity</i>	<i>Bin No.</i>
06-4622		Wrench, Strap	
06-4297		Puller, Cam Sprocket/Engine Sprocket/Clutch Hub	
06-0949		Lockwasher, Auto Advance	
06-0999		Compression Tool, Clutch Spring	
06-4298		Slide Hammer, Rocker Spindle/Auto Advance	
06-3968		Spanner, Exhaust Lockring	
06-1359		Tool, Camshaft Oil Seal	
06-7624	NM12093	Box Spanner, Gearbox Sprocket Nut/Crankcase Filter	
06-7524	ET2003	Extractor, Timing Pinion	
06-3964		Extractor and Inserter, Valve Guide	
06-3965		Peg Spanner, Master Cylinder End Plug	
06-4292		Drift and Handle Set, Crankshaft/CB. Oil Seal	
06-3969		Face Cutter, Valve Seat	
06-6473		Peg Assembly Timing	
06-6532		Adjusting Tool, Isolastic	

Service Parts and Major Assemblies

<i>Part No.</i>	<i>Maker's or Superseded Part No.</i>	<i>Description</i>	<i>Quantity</i>	<i>Bin No.</i>
06-3838		Piston, Complete STD.		
06-4040		Piston, +.010 in Oversize		
06-4041		Piston, +.020 in Oversize		
*06-7958	R26640K	Ring Pack, Piston STD		
*06-7959	R26640K/10	Ring Pack, Piston, +.010 in Oversize		
*06-7960	R26640K/20	Ring Pack, Piston, +.020 in Oversize		
	*Comprising	1 Ring, Piston, Top (Chrome) 1 Ring, Piston, (Plain) 1 Ring, Piston, "SE" Scraper		
06-4285		Bearing Shell Set, Connecting Rod STD		
06-4286		Bearing Shell Set, Connecting Rod +.010 in		
06-4287		Bearing Shell Set, Connecting Rod +.020 in		
06-4288		Bearing Shell Set, Connecting Rod +.030 in		
06-4289		Bearing Shell Set, Connecting Rod +.040 in		
06-5024		Guide, Valve, Exhaust STD		
06-5025		Guide, Valve, Exhaust +.002 in		
06-5026		Guide, Valve, Exhaust +.015 in		
06-5027		Guide, Valve, Inlet STD		
06-5028		Guide, Valve, Inlet +.002 in.		
06-5029		Guide, Valve, Inlet +.015 in.		
06-8099		Gasket Set, Overhaul		
06-6093		Gasket Set, Decoke		
06-4897/060		Aerosol, Paint, Canary Yellow		
06-4897/090		Aerosol, Paint, Black		
06-4897/100		Aerosol, Paint, Signal Orange		
06-4897/140		Aerosol, Paint, Interstate Blue		
Not Yet Available		Wall Chart Set Mk III		
06-6226		Chain Spray (Aerosol)		
06-8003	622/172	Tickler Kit Carburetor		
06-4208		Plastic Gasket Kit		
06-4209		Loctite Nut Lock Adhesive Kit		
06-3111		Fluid Hydraulic, Disc Brake, Lockheed Series 329 to U.S.A. spec. DOT 3		
06-5206		Gearbox Complete, Less Sprocket		
06-8098		Engine Only		
06-5594		Power Unit (Engine/Gearbox/ Transmission)		



**Engine: Crankshaft, Connecting Rods, Pistons,
Camshaft, Timing Gear**

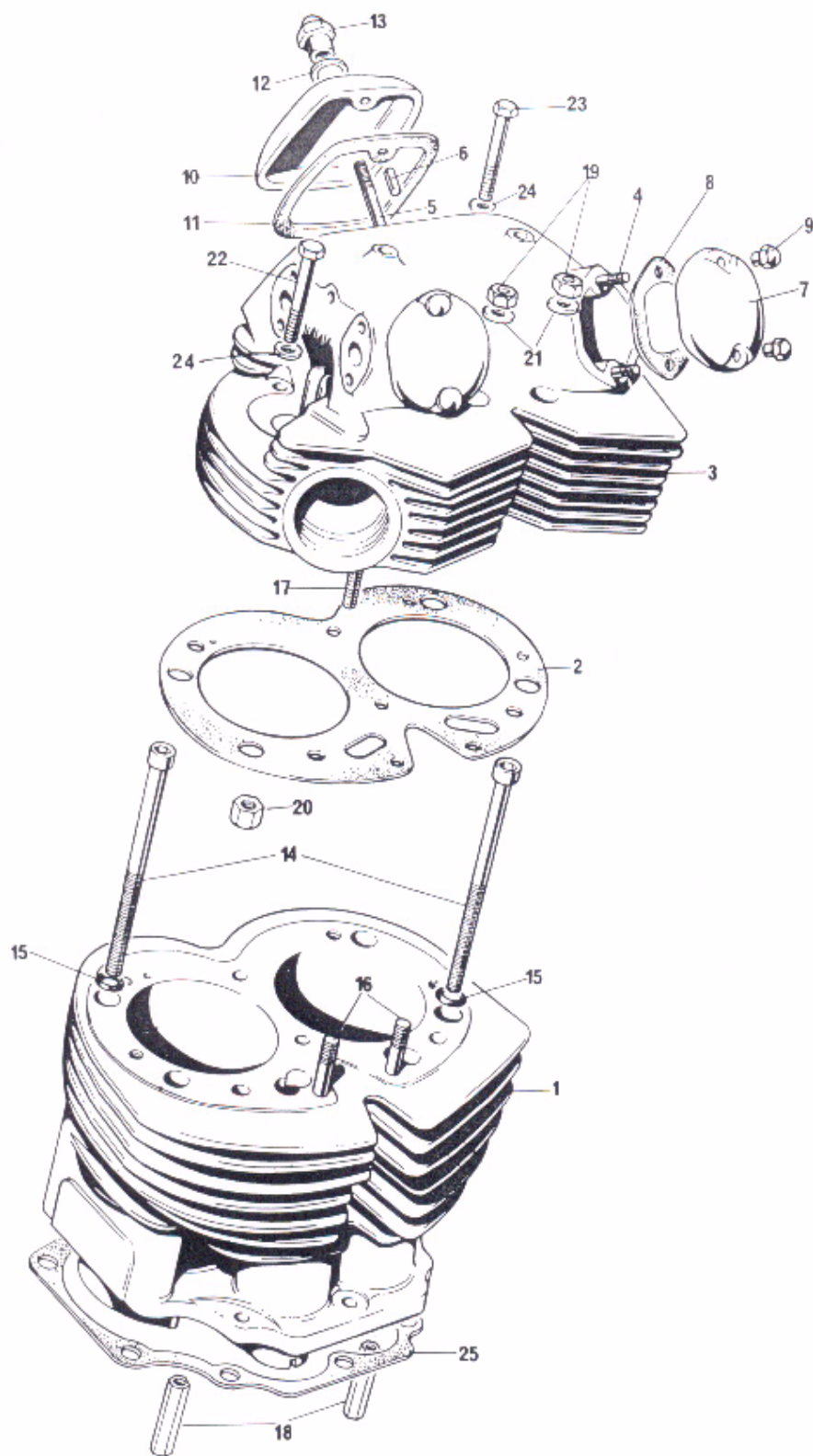
Engine: Crankshaft, Connecting Rods, Pistons, Camshaft, Timing Gear

1

<i>Ref. No.</i>	<i>Part No.</i>	<i>Maker's or Superseded Part No.</i>	<i>Description</i>	<i>Quantity</i>	<i>Bin No.</i>
1	06-4896		Connecting Rod with Cap	2
2	06-6486		Bolt, Connecting Rod	4
3	06-7827	NM23253	Nut, Self Locking	4
4	06-4285* †		Shell Set, Big End, Standard	2
5	06-5660		Crankshaft Assembled	1
6	06-5671	NMT 2105	Dowel Stud	1
7	06-6609		Stud, Crankshaft	4
8	06-5673		Nut, Crankshaft Stud	14
9	06-6607		Fitted Stud	2
10	60-2322	26076	Washer, Fitted Stud	2
11	06-7600	NME 4591	Screw, Crankshaft Oilway	1
12	06-5670		Pinion, Timing	1
13	06-5675		Key, Timing Pinion	1
14	06-7525	NMT 2007	Backing Plate, Timing Pinion	1
15	06-7889	NM 24732	Nut, Oil Pump Worm	1
16	06-2608		Camshaft	1
17	06-1086		Thrust Washer Camshaft	1
18	06-5667		Gear with Bush, Intermediate	1
19	06-5669		Bush	1
20	06-1078		Shaft, Intermediate Gear1	1
21	06-7690	NM 17823	Circlip, Intermediate Gear Shaft	1
22	06-1080		Sprocket, Camshaft	1
23	00-0572		Key, Camshaft Sprocket	1
24	06-7774	NM 20732	Nut, Camshaft Sprocket	1
25	06-7689	NM 17806	Chain, Camshaft	1
26	06-4647		Slipper, Tensioner	1
27	06-7575	NMT 2218	Backing Plate, Tensioner	2
28	06-2665		Stud, Tensioner	2
29	06-7700	NM 18202	Washer, Tensioner	2
30	06-2692		Nut Tensioner	2
31	06-7526	NMT 2008	Sealing Washer, T.S. Bearing	1
32	06-3838 †		Piston Complete	2
33	06-7958* †	R26640K	Ring Set, Piston, STD.	2
34	06-3842		Wrist Pin	2
35	06-7834	NM 23276	Circlip	4

† For undersizes/oversize see preface

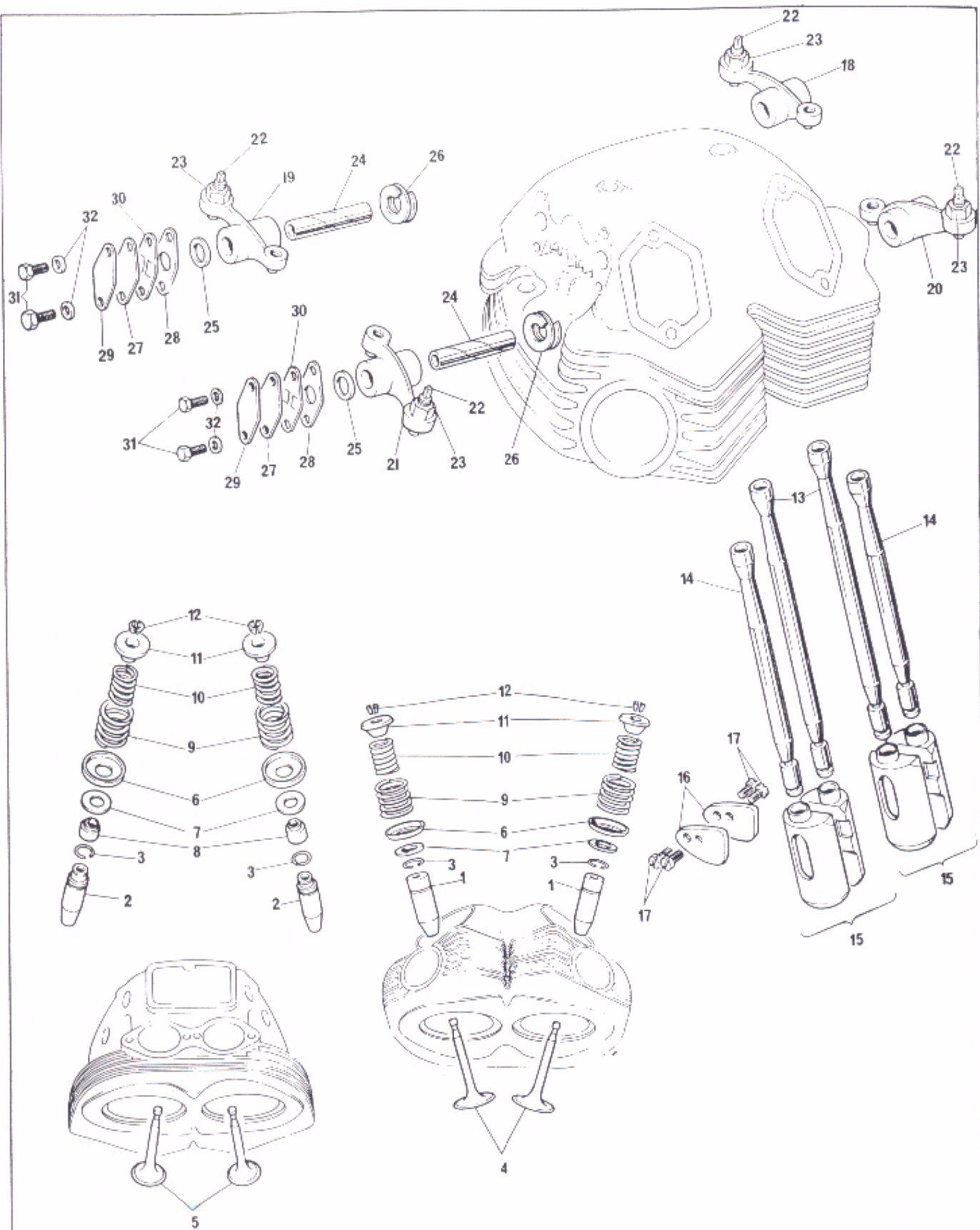
* Only available in sets



Engine: Cylinder, Cylinder Head

Engine: Cylinder, Cylinder Head

<i>Ref. No.</i>	<i>Part No.</i>	<i>Maker's or Superseded Part No.</i>	<i>Description</i>	<i>Quantity</i>	<i>Bin No.</i>
1	06-5074		Cylinder	1
2	06-5051		Gasket (Eyeletted), Cylinder Head	1
3	06-3830		Cylinder Head with Guides	1
4	06-7582	NMT2252	Stud, Front Rocker Cover	4
5	06-7693	NM18033	Stud, Rear Rocker Cover	1
6	00-0579		Dowel, Rocker Cover	1
7	06-7694	NM18093A	Cover, Rocker, Front	2
8	06-7554	NMT2088	Gasket, Front Cover	2
9	06-7552	NMT2085	Nut, Front Cover	4
10	06-7695	NM18094A	Cover, Rocker, Rear	1
11	06-7551	NMT2084	Gasket, Rear Cover	1
12	06-7549	NMT2082	Washer, Rear Cover	1
13	06-7562	NMT2162	Nut, Rear Cover	1
14	06-3085		Through-Bolt, Cylinder	4
15	06-4147		Washer	4
16	06-7561	NMT2161	Stud, Cylinder to Head	2
17	06-7885	NM24389	Stud, Cylinder to Head	3
18	06-3192		Nut,	2
19	06-7529	NMT2017	Nut	2
20	06-7870	NM24250	Nut	1
21	60-2321	000011	Washer	2
22	06-0401		Bolt, Cylinder to Head	4
23	06-7918	NM25313	Bolt, Short, Cylinder to Head	1
24	01-6213		Washer	5
25	06-3812		Gasket, Cylinder Base	1
Not Illus.	06-6591		Plate, Compression	Available	



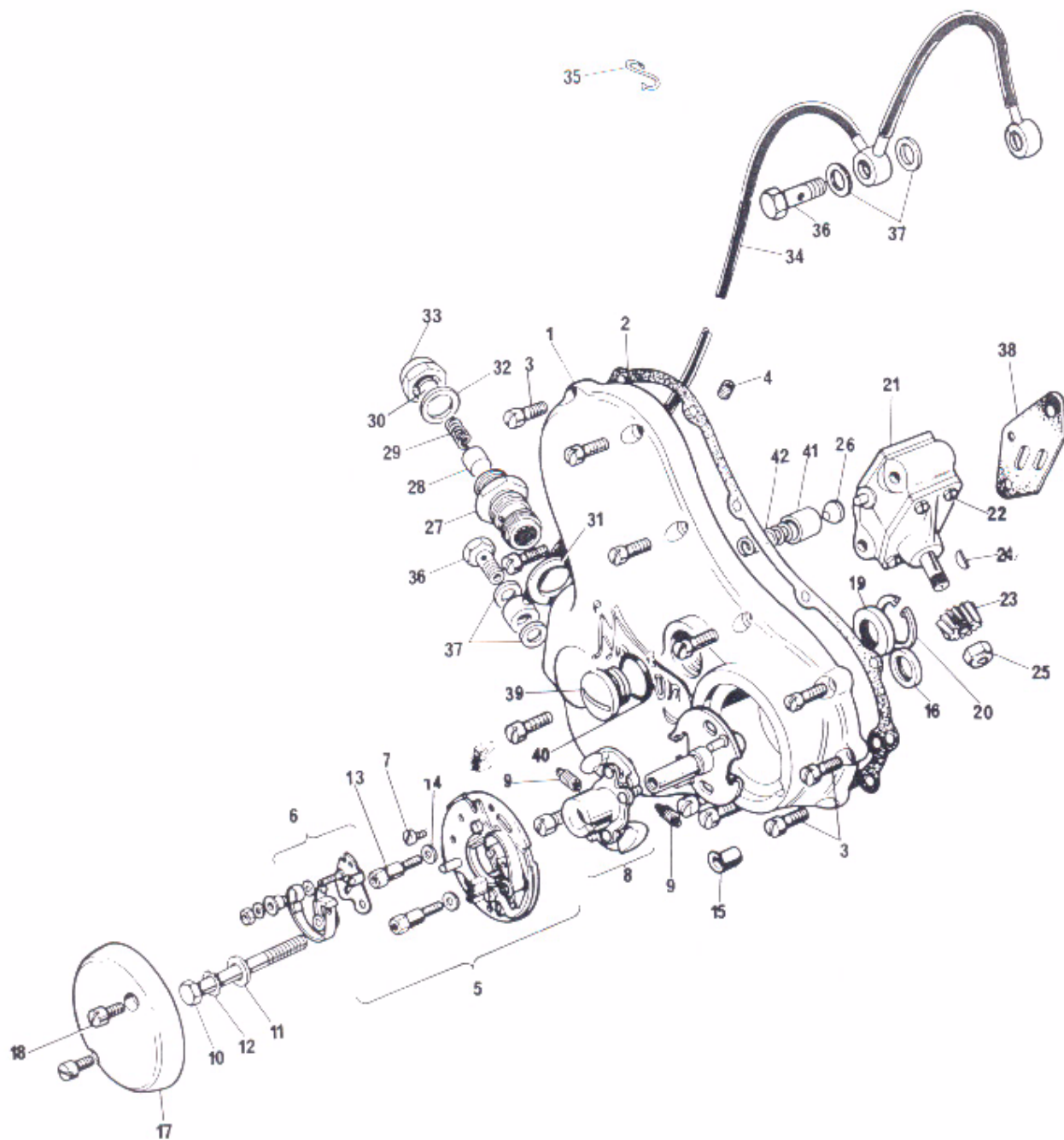
Engine: Valve Gear

Engine: Valve Gear

3

<i>Ref. No.</i>	<i>Part No.</i>	<i>Maker's or Superseded Part No.</i>	<i>Description</i>	<i>Quantity</i>	<i>Bin No.</i>
1	06-5024		Valve Guide, Exhaust	2
2	06-5027		Valve Guide, Inlet	2
3	01-1111		Circlip, Valve Guide	4
4	06-5115		Valve, Exhaust	2
5	06-4034		Valve, Inlet	2
6	06-1399		Seat, valve, Spring	4
7	06-7845	NM23392	Heat Insulator	4
8	06-7823		Seal, Valve Stem, Inlet	2
9	06-2726	NM22839	Spring, Valve, Inner	4
10	06-7822	NM22838	Spring, Valve, Outer	4
11	06-7506	NMT186	Collar, Valve	2 pairs
12	06-7507 *	NMT187	Split Collet	4
13	06-7940	NM25515	Pushrod, Inlet, Complete (pairs)	2
14	06-7941	NM25516	Pushrod, Exhaust, Complete (pairs)	2
15	06-7820 *	NM22771-2	Tappet	1 pair
16	06-3092		Plate, Tappet Location	2
17	06-7560	NMT2143	Screw, Location Plate	4
18	06-2473		Rocker, Inlet L.H. with Ball End	1
19	06-2471		Rocker, Inlet R.H. with Ball End	1
20	06-2474		Rocker, Exhaust, L.H. with Ball End	1
21	06-2472		Rocker, Exhaust, R.H. with Ball End	1
22	06-7546	NMT2074	Adjuster	4
23	06-7508	NMT232	Nut, Adjuster	4
24	06-7924	NM25350	Spindle, Rocker	4
25	06-7697	NM18102	Washer, Rocker Thrust	4
26	06-7698	NM18103	Spring Washer, Rocker	4
27	06-7580	NMT2240	Paper Gasket, Rocker Plate	4
28	06-7550	NMT 2083	Paper Gasket, Rocker Spindle	4
29	06-7579	NMT2239	Lock Plate	4
30	06-7578	NMT2238	Retaining Plate	4
31	06-3124		Bolt	8
32	06-3129		Copper Washer	8

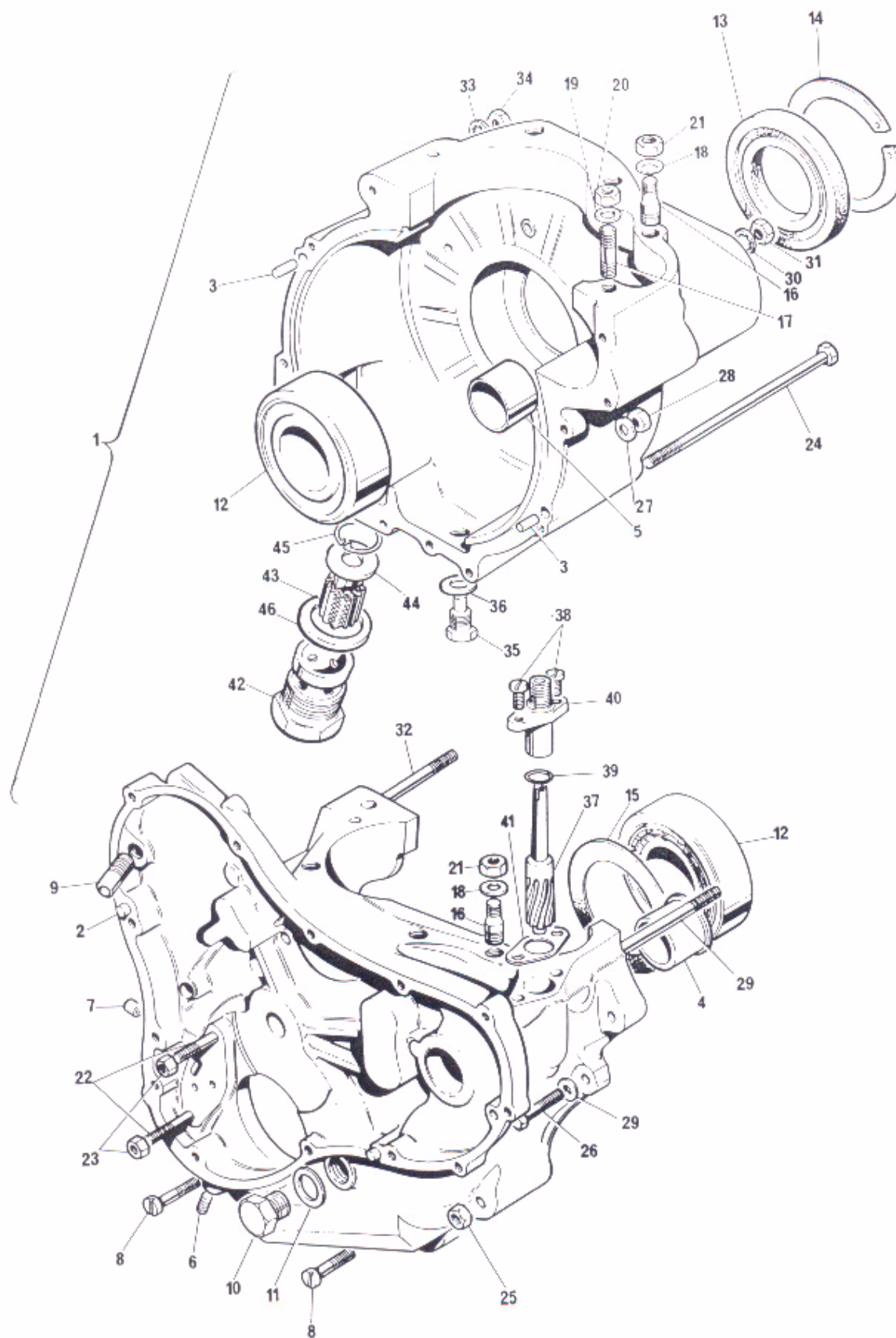
* Only available in pairs



**Engine: Contact Breaker, Timing Cover,
Oil Pump, Oil Pressure Relief Valve**

Engine: Contact Breaker, Timing Cover, Oil Pump, Oil Pressure Relief Valve

<i>Ref. No.</i>	<i>Part No.</i>	<i>Maker's or Superseded Part No.</i>	<i>Description</i>	<i>Quantity</i>	<i>Bin No.</i>
1	06-6161		Timing Cover	1
2	06-1092		Gasket, Timing Cover	1
3	06-5533		Screw, Timing Cover	12
4	06-7600	NME4591	Plug, Oilway	1
5	06-8110	54425160	Contact Breaker Plate Assembly	1
6	19-1948	60600271	Points Set	2
7	99-0769	54419220	Eccentric Screw	2
8	06-8047	54426429	Auto Advance Mechanism	1
9	06-8046	54412229	Spring Set	1
10	06-0720		Bolt, Contact Breaker Cam	1
11	06-7577	NMT2221	Plain Washer, Cam	1
12	01-5306		Spring Washer, Cam	1
13	06-1281		Screw, Contact Breaker	2
14	02-9984		Washer	2
15	06-1093		Seal for Lead	1
16	06-3609		Oil Seal, Contact Breaker	1
17	06-1087		Cover	1
18	06-1105		Screw, Cover	2
19	04-8023		Oil Seal	1
20	04-8079		Circlip, Oil Seal	1
21	06-6193		Oil Pump Complete	1
22	06-7648	NM15512	Screw, Cover	4
23	06-7890	NM24733	Worm Gear, Oil Pump	1
24	06-2609		Key, Worm Gear	1
25	06-3024		Nut, Worm Gear	1
26	06-6190		Sealing Washer, Feed Bush	1
27	06-6195		Body, Pressure Release Valve	1
28	06-7540	NMT2054	Piston	1
29	06-7544	NMT2061	Spring	1
30	06-7646	NM15404	Shim	5
31	06-7542	NMT2058	Washer, Relief Valve Union	1
32	06-7541	NMT2057	Washer, Relief Valve Nut	1
33	06-7543	NMT2060	Nut, Relief Valve	1
34	06-5561		Pipe, Rocker Feed	1
35	06-5050		Clip, Rocker Feed Pipe	1
36	06-7696	NM18101	Bolt, Banjo	3
37	06-7522	NMT1084	Alloy Washer	6
38	06-2447		Gasket, Pump to Crankcase	1
39	06-6165		Plug	1
40	06-6166		'O' Ring	1
41	06-6199		Plunger	1
42	06-6198		Spring	1



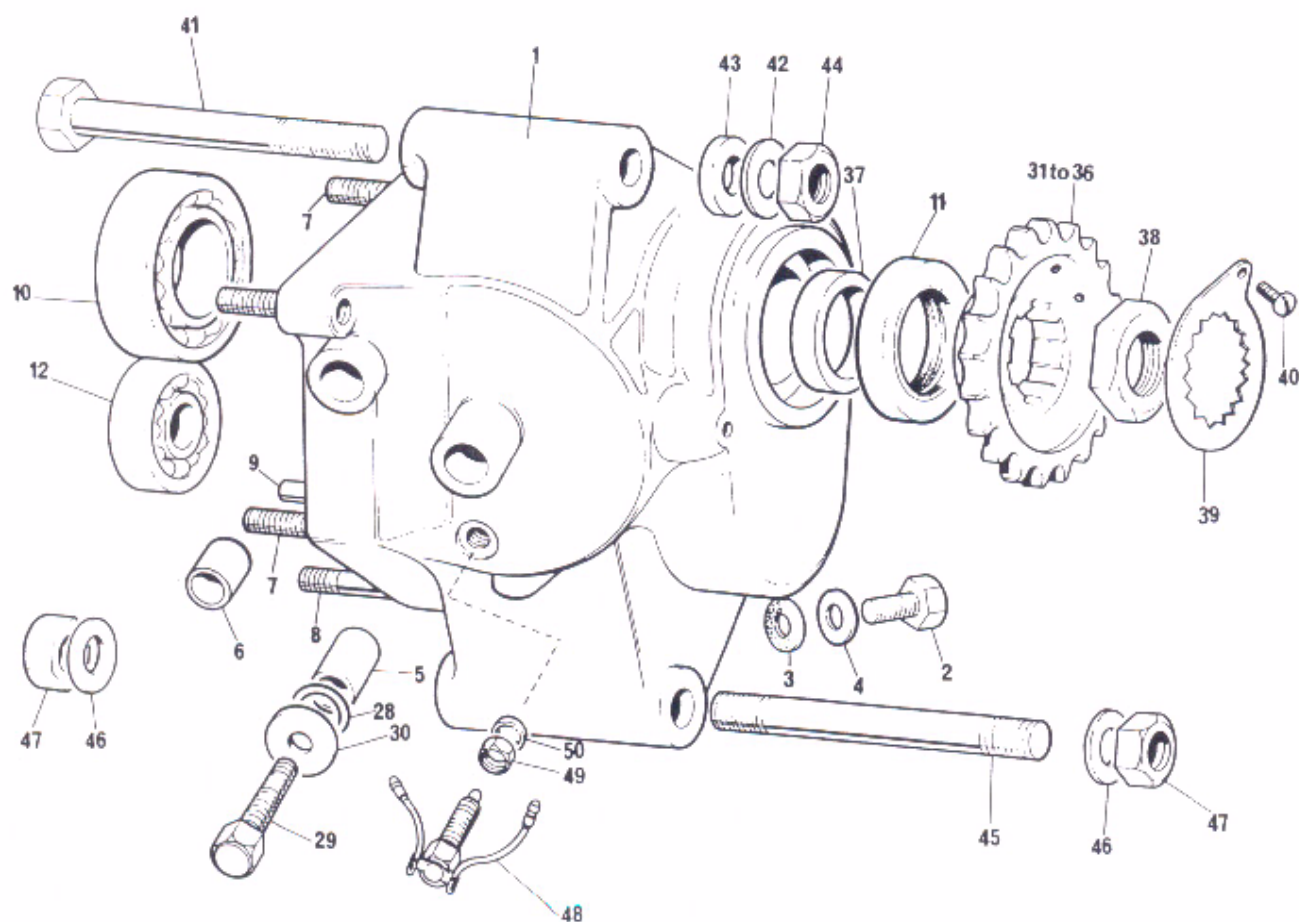
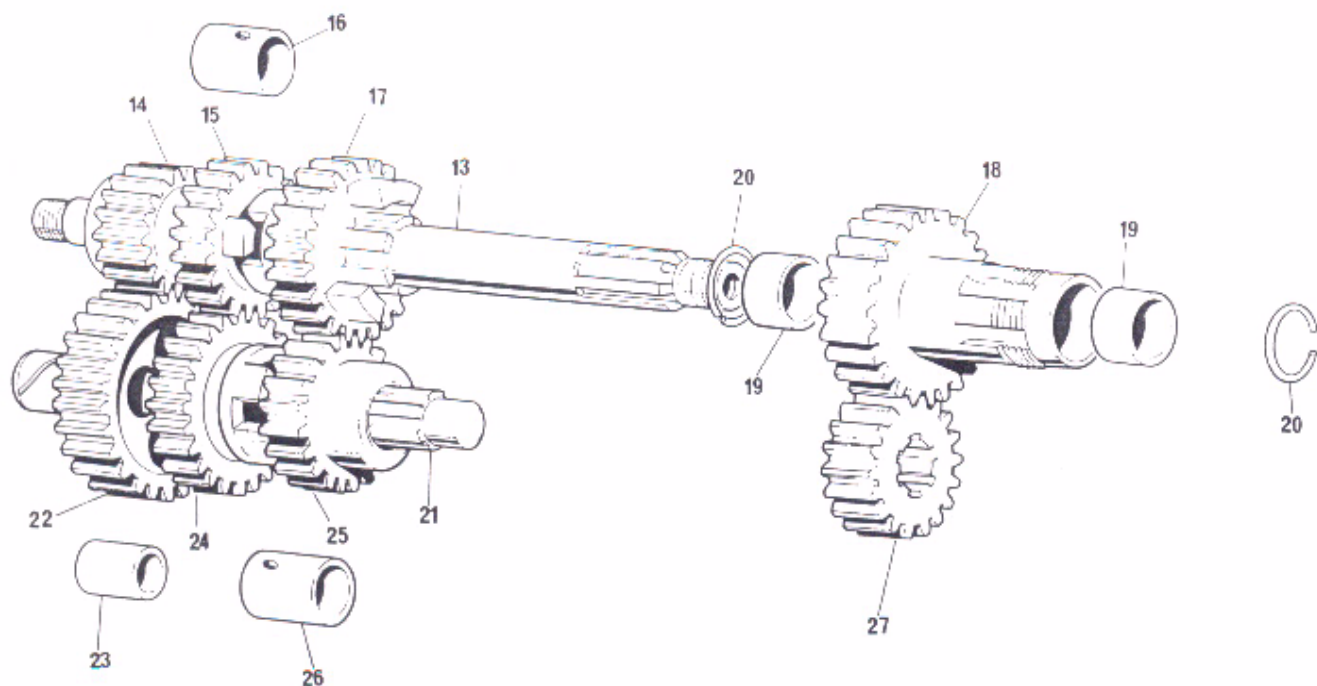
**Engine: Crankcases, Filter, Breather,
Tachometer Drive**

Engine: Crankcases, Filter, Breather, Tachometer Drive

GROUP

5

Ref. No.	Part No.	Maker's or Superseded Part No.	Description	Quantity	Bin No.
1	06-5666		Crankcase Halves Assembled	1
2	06-7621	NM11790	Dowel	2
3	06-2621		Dowel	2
4	06-5428		Bush, Camshaft, Timing Side	2
5	06-5425		Bush, Camshaft, Drive Side	2
6	06-2638		Grub Screw, Oil Stop	1
7	06-7786	NM21287	Dowel, Junction Block	1
8	06-2685		Screw, D.S. to T.S. Crankcase	2
9	06-4200		Tube, Breather	
10	06-6006		Plug Timing	1
11	06-6007		Washer	1
12	06-4118		Bearing, Main	2
13	06-7567	NMT2187	Oil Seal, Main Bearing	1
14	06-5245		Circlip	1
15	06-7569	NMT2196A	Shim	AR
16	06-3824		Stud, Stepped, Cylinder	4
17	06-2639		Stud, Front, Cylinder	1
18	06-6499		Washer	4
19	06-4147	NM24252	Washer	4
20	06-2651		Nut	1
21	06-3825		Nut	1
22	60-2321	18316	Oil Pump Washer	2
23	14-0219	27836	Oil Pump Bolt	2
24	06-2663		Bolt, Long, Crankcase	1
25	14-0302	060348	Nut	1
26	14-0218		Bolt, Short	1
27	60-2348	30859	Washer	1
28	14-0302	060348	Nut	1
29	06-2662		Stud, Crankcase Top Front	1
30	06-7577	NMT2221	Washer, Crankcase Stud	1
31	14-0301	26947	Nut, Crankcase Stud	1
32	06-4787		Stud, Crankcase Top Rear	1
33	01-6213		Washer, Crankcase Stud	1
34	14-0303	21998	Nut, Crankcase Stud	1
35	06-4188		Plug, Magnetic, Sump	1
36	06-2624		Washer, Plug	1
37	06-5201		Gear, Tachometer	1
38	06-2670		Screw	2
39	06-5203		'O' Ring	1
40	06-5200		Housing	1
41	06-3056		Gasket, Tachometer Housing	1
42	06-7676	NM16945	Body, Sump Filter	1
43	06-7677	NM16946	Filter Gauze	1
44	06-7678	NM16947	Washer, Filter	1
45	06-7679	NM16948	Circlip	1
46	06-7680	NM16949	Washer, Filter Body	1

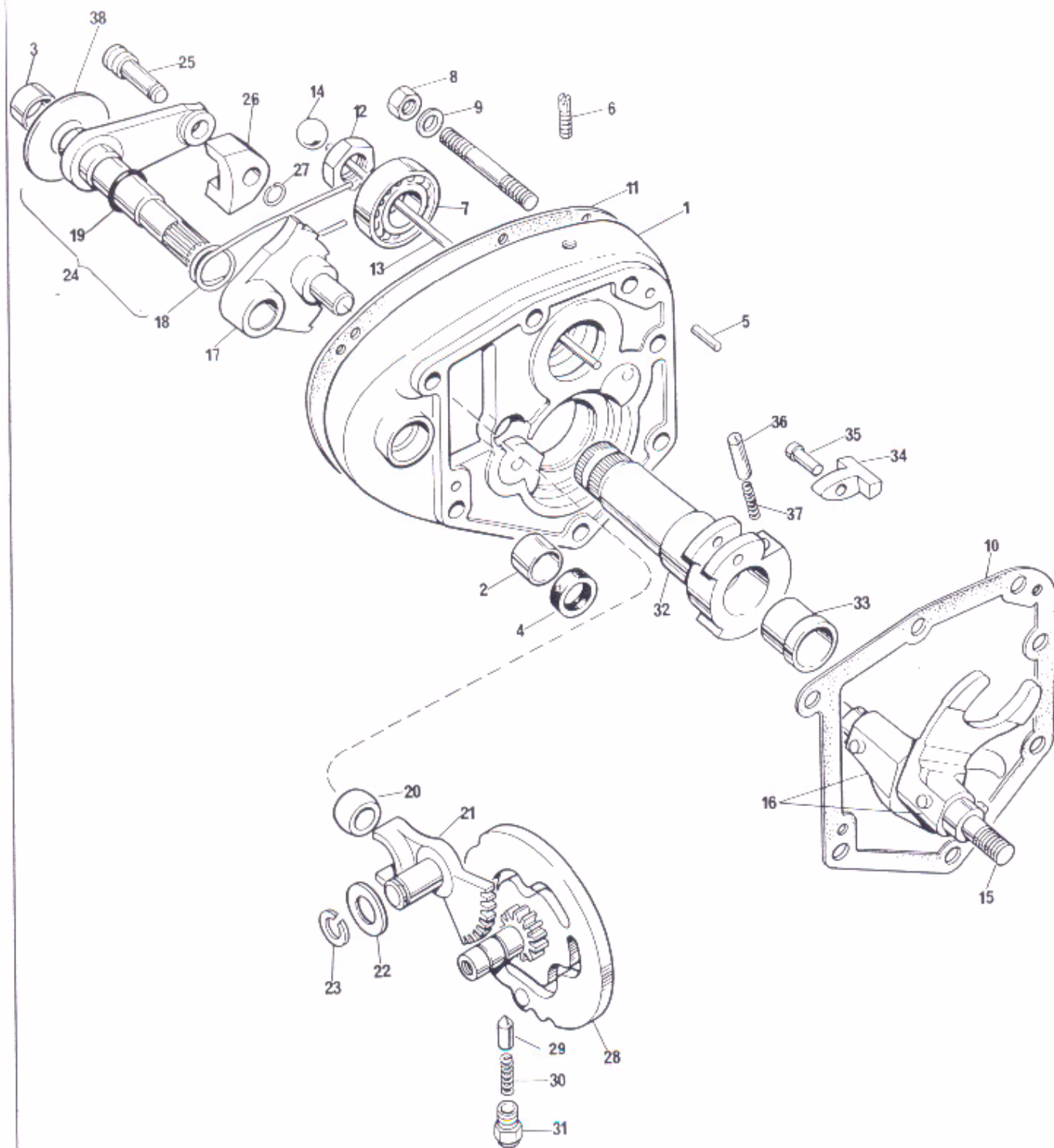


**Gearbox: Shell, Gear Cluster, Sprocket,
Mounting Bolt**

Gearbox: Shell, Gear Cluster, Sprocket, Mounting Bolt

6

Ref. No.	Part No.	Maker's or Superseded Part No.	Description	Quantity	Bin
1	06-5207		Gearbox Shell	1
2	04-0138		Bolt, Drain	1
3	00-0200		Joint Washer, Drain Bolt	1
4	60-2322	000010	Washer, Steel	1
5	04-0056		Bush, Cam , Spindle	1
6	06-5209		Bush, Quadrant	1
7	04-0061		Stud, Inner Case	2
8	00-0271		Stud, Inner Case	5
9	00-0577		Dowel	2
10	04-0098		Bearing, Sleeve Gear	1
11	04-0132		Oil Seal, Sleeve Gear Bearing	1
12	06-7710	040100	Bearing Layshaft	1
13	06-0384		Mainshaft	1
14	04-0026		Gear, 1st. Mainshaft	1
15	06-4640		Gear, 2nd. Mainshaft	1
16	04-0048		Bush, 2nd Gear	1
17	04-0635		Gear, 3rd. Mainshaft	1
18	06-5954		Gear, Sleeve, With Bushes	1
19	06-6203		Bush, Sleeve Gear	2
20	06-4989		Circlip	2
21	04-0025		Layshaft	1
22	04-0115		Gear, 1st, Layshaft	1
23	04-0046		Bush, 1st Gear	1
24	06-4639		Gear, 2nd, Layshaft	1
25	04-0634		Gear, 3rd, Layshaft	1
26	04-0047		Bush, 3rd Gear	1
27	06-1058		Gear, 4th, Layshaft	1
28	04-0129		'O' Ring	3
Not Illus.	06-8094	E4150	Shim, for 'O' Ring	1
29	04-0136		Bolt, Spindle	1
30	00-0174		Washer, Spindle Bolt	1
31	04-0480		Sprocket, Countershaft (19T)	Available
32	06-0931		Sprocket, Countershaft (20T)	(Std. N. America) 1
33	06-0721		Sprocket, Countershaft (21T)	Available
34	06-0759		Sprocket, Countershaft (22T)	All markets except N. America } 1
35	06-3420		Sprocket, Countershaft (23T)	
36	06-3421		Sprocket, Countershaft (24T)	Available
37	04-0131		Spacer, Sprocket	1
38	04-0070		Nut, Sprocket	1
39	04-0076		Lock Washer, Sprocket	1
40	00-0450		Screw, Lock Washer	1
41	06-4697		Bolt, Top, Gearbox	1
42	00-0013		Washer, Top Bolt	1
43	03-0023		Spacer	1
44	06-4730		Nut	1
45	06-0597		Stud, Bottom	1
46	00-0008		Washer	2
47	06-0625		Nut	2
48	06-5390		Switch, Neutral Indicator	1
49	14-0403	26078	Locknut	1
50	06-6364		Ring, Sealing	1



Gearbox: Inner Cover

Gearbox: Inner Cover

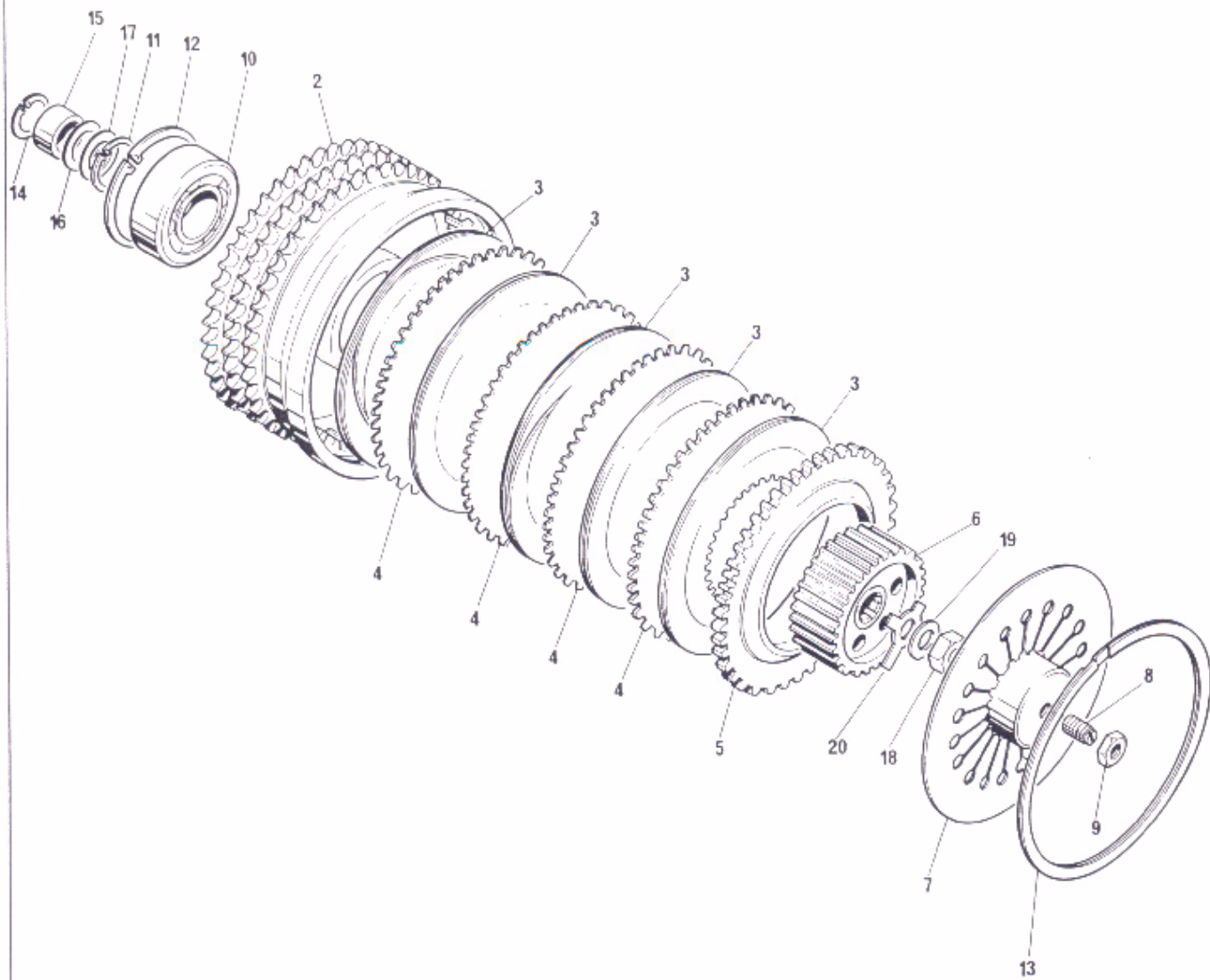
7

<i>Ref. No.</i>	<i>Part No.</i>	<i>Maker's or Superseded Part No.</i>	<i>Description</i>	<i>Quantity</i>	<i>Bin No.</i>
1	06-5210		Cover, Inner	1
2	06-5184		Bush, Inner, Gear Shift	1
3	04-0473		Bush, Cover	1
4	06-5183		Oil Seal, Gearshaft	1
5	00-0577		Dowel, Outer to Inner Cover	2
6	06-5199		Tube, Breather	1
7	04-0099		Bearing, Mainshaft	1
8	00-0004	014734	Nut, Gearbox Inner Cover Stud	7
9	60-2330		Washer	7
10	04-0030		Gasket, Cover to Shell	1
11	04-0055		Gasket, Inner to Outer Cover	1
12	04-0023		Nut, Mainshaft	1
13	04-0084		Pushrod, Clutch	1
14	04-0031		Ball, Clutch Operating	1
15	04-0035		Spindle, Selected Fork	1
16	04-0022		Fork, Selector	2
17	06-5212		Ratchet Plate Assembled	1
18	04-0038		Ratchet Spring	1
19	04-0079		'O' Ring Ratchet Spring	1
20	06-5150		Roller, Knuckle Pin	1
21	06-5148		Quadrant	1
22	06-5149		Washer, Quadrant	1
23	01-9512		Circlip	1
24	06-5216		Carrier, Pawl Assembly	1
25	04-0067		Pin, Pawl Pivot	1
26	04-0024		Pawl	1
27	04-0049		Circlip	1
28	06-5504		Camplate	1
29	04-0034		Plunger	1
30	04-0442		Spring	1
31	04-0036		Bolt, Plunger Spring	1
32	06-6169		Shaft, Kickstart, with Bush	1
33	04-0146		Bush	1
34	06-2015		Pawl, Kickstart	1
35	04-0033		Pin, Kickstart Paul	1
36	04-0069		Plunger, Kickstart Pawl	1
37	04-0044		Spring, Kickstart Pawl	1
38	04-0135		Washer, Spindle	1

Gearbox: Outer Cover, Kickstart

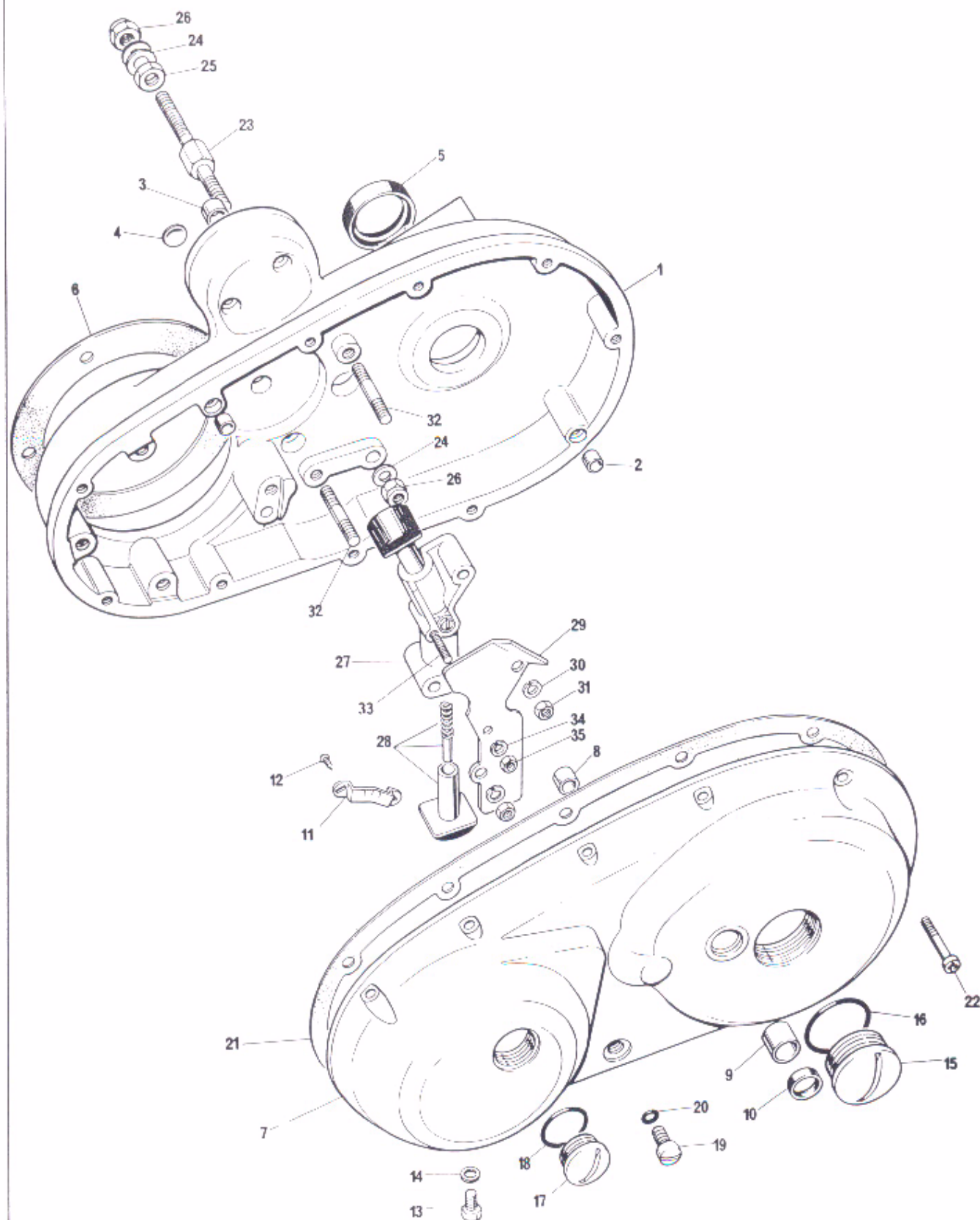
8

<i>Ref. No.</i>	<i>Part No.</i>	<i>Maker's or Superseded Part No.</i>	<i>Description</i>	<i>Quantity</i>	<i>Bin No.</i>
1	06-5211		Cover, Gearbox Outer	1
2	06-5184		Bush, Outer, Gearshift	1
3	04-0472		Bush, Outer, Kickstart	1
4	06-6145		Oil Seal, Kickstart Shaft	1
5	00-0482		Screw, Outer Cover	5
6	06-5517		Cover, Inspection	1
7	04-0057		Gasket, Inspection Cover	1
8	00-0450		Screw, Inspection Cover	2
9	04-0137		Bolt, Oil Level	1
10	00-0203		Sealing Washer, Level Bolt	1
11	12-1018		Kickstart Complete	1
12	06-6397		Crank	1
13	06-6398		Pin	1
14	06-6400		Ball	1
15	06-6399		Spring	1
16	06-0550		Domed Nut	1
17	60-2349		Plain Washer	1
18	04-0433		Spring Washer	1
19	03-3218		Rubber	1
20	06-0599		Pinch Bolt	1
21	04-0475		Spring, Kickstart Return	1
22	06-4049		Plate, Stop, Gearshift	1
23	04-1400		Bolt, Stop Plate	2
24	01-4117		Washer	2
25	04-0479		Spring, Return	1
26	06-0715		Lever, Clutch Operating	1
27	04-0059		Body, Operation Lever	1
28	04-0003		Lockring	1
29	04-0060		Roller, Clutch Operating	1
30	04-0065		Sleeve, Roller	1
31	00-0457		Screw, Roller	1
32	01-1846		Nut, Roller	1



Clutch

<i>Ref. No.</i>	<i>Part No.</i>	<i>Maker's or Superseded Part No.</i>	<i>Description</i>	<i>Quantity</i>	<i>Bin No.</i>
1	06-4644		Clutch Complete	1
2	06-2482		Sprocket with Backplate	1
3	06-3741		Plate, Sintered, Friction	5
4	06-0746		Plate, Plain	4
5	06-3768		Plate, Pressure	1
6	06-3979		Centre	1
7	06-0770		Plate, Spring	1
8	06-1179		Adjuster	1
9	06-0005		Nut, Clutch Adjuster	1
10	06-0750		Bearing	1
11	06-0753		Circlip, Inner	1
12	06-0754		Circlip, Outer	1
13	06-0751		Circlip, Spring	1
14	06-0752		Circlip, Clutch Location	1
15	06-0747		Spacer, Clutch Location	1
16	06-0894		Shim, Clutch Location .036 in	AR
17	06-0895		Shim, Clutch Location .036 in	AR
18	04-0373		Nut, Clutch Securing	1
19	06-3447		Washer	1
20	06-3459		Tab Washer	1



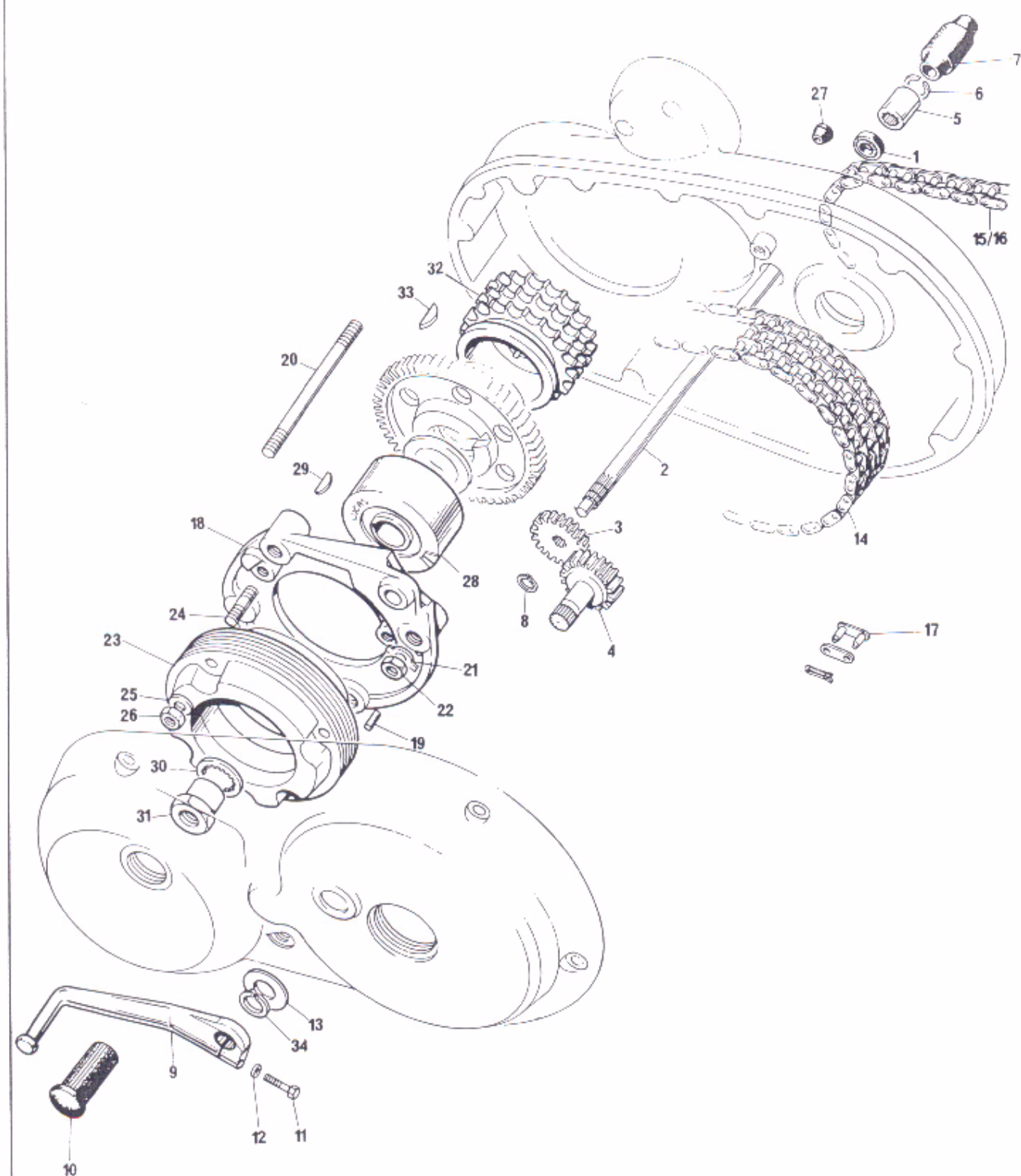
Inner and Outer Chaincase,
Hydraulic Tensioner

Inner and Outer Chaincase, Hydraulic Tensioner

GROUP

10

<i>Ref. No.</i>	<i>Part No.</i>	<i>Maker's or Superseded Part No.</i>	<i>Description</i>	<i>Quantity</i>	<i>Bin No.</i>
1	06-6023		Chaincase, Inner	1
2	06-7952	25615	Dowel	1
3	14-6301	21865	Nut	1
4	06-4727		Plug, Welch or Sealing	1
5	06-5956		Seal, Oil	1
6	06-4689		Gasket, Inner Case to Crankcase	1
7	06-4691		Chaincase Outer	1
8	06-5185		Bush, Cross Shaft	1
9	06-6189		Bush, Pedal Shaft	1
10	06-5181		Seal, Oil	1
11	06-4694		Plate, Indicator	1
12	06-0787		Screw, Self Tapping	2
13	06-8075	27027	Screw, Drain	1
14	04-1123		Sealing Washer, Drain Screw	1
15	06-0388		Cap, Clutch Adjuster	1
16	06-2581		'O' Ring	1
17	06-0659		Cap, Timing Inspection	1
18	06-2580		'O' Ring	1
19	06-2582		Plug, Level	1
20	06-2583		Seating Washer, Level Plug	1
21	06-5534		Gasket, Inner to Outer Chaincase	1
22	06-5533		Screw, Chaincase Outer	10
23	06-6257		Steady, Chaincase	1
24	60-2322	000010	Washer	1
25	14-0403	26078	Locknut	1
26	06-0397		Nut, Nyloc	1
27	06-4718		Body, Tensioner	1
28	06-5341		Plunger Assembly	2
29	06-6001		Plate, Cover	1
30	60-2418	22528	Washer	1
31	14-0302	27815	Nut	2
32	06-4717		Stud	2
33	06-3189		Stud	1
34	60-2417	18320	Washer	1
Not Illus.	06-6570		Gasket, Tensioner Body	1

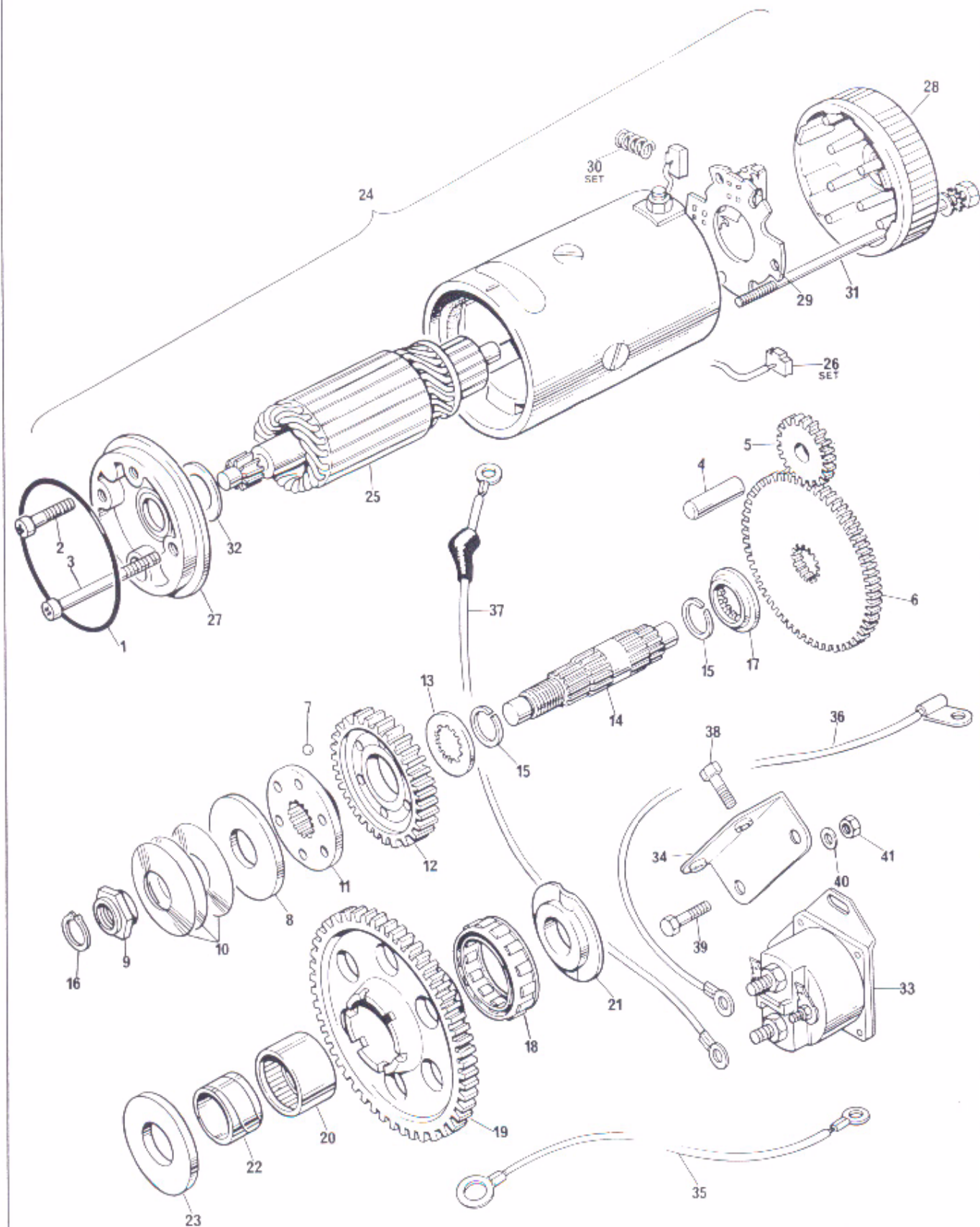


Gear Linkage, Chains, Alternator, Engine Sprocket

Gear Linkage, Chains, Alternator, Engine Sprocket

GROUP
11

<i>Ref. No.</i>	<i>Part No.</i>	<i>Maker's or Superseded Part No.</i>	<i>Description</i>	<i>Quantity</i>	<i>Bin No.</i>
1	06-5183		Seal, Cross Shaft	1
2	06-6187		Cross, Shaft	1
3	06-6181		Gear, Cross Shaft	1
4	06-6180		Spindle	1
5	06-5607		Connector	1
6	06-6401		Circlip, Connector	1
7	06-5753		Sleeve, Protector	1
8	06-8089	E9732 -	Circlip	2
9	06-6188		Pedal, Gearshift	1
10	04-0086		Rubber, Gear Pedal	1
11	14-6105	25613	Bolt, Gear Pedal	1
12	04-5062		Washer	1
13	06-5646		Washer, Locating	1
14	06-0366		Chain, Primary (Front)	1
15	06-5441		Chain, Rear, 100 Links (For 22T)	1
16	06-4025		Chain, Rear, 99 Links (For 20T)	1
17	06-6000		Split Link, Rear Chain No. 26	AR
18	06-4708		Plate Outrigger	1
19	06-7621	NM11790	Dowel	1
20	06-4688		Stud, Outrigger Plate	4
21	06-4728		Tab Washer	4
22	14-0402	28681	Nut	4
23	06-8101	47239	Stator RM23	1
24	06-4716		Stud, Stator Fixing	3
25	60-2321	18316	Washer	3
26	06-0700		Nut	3
27	06-0903		Alternator Grommet	1
28	06-8100	60600444	Rotor RM23	1
29	06-5718		Key, Rotor	1
30	06-7894	NM24948	Washer, Rotor	1
31	06-4680		Nut, Rotor	1
32	06-4681		Sprocket, Engine	1
33	06-7595	NME3682	Key, Engine Sprocket	1
34	06-6050		Circlip	1



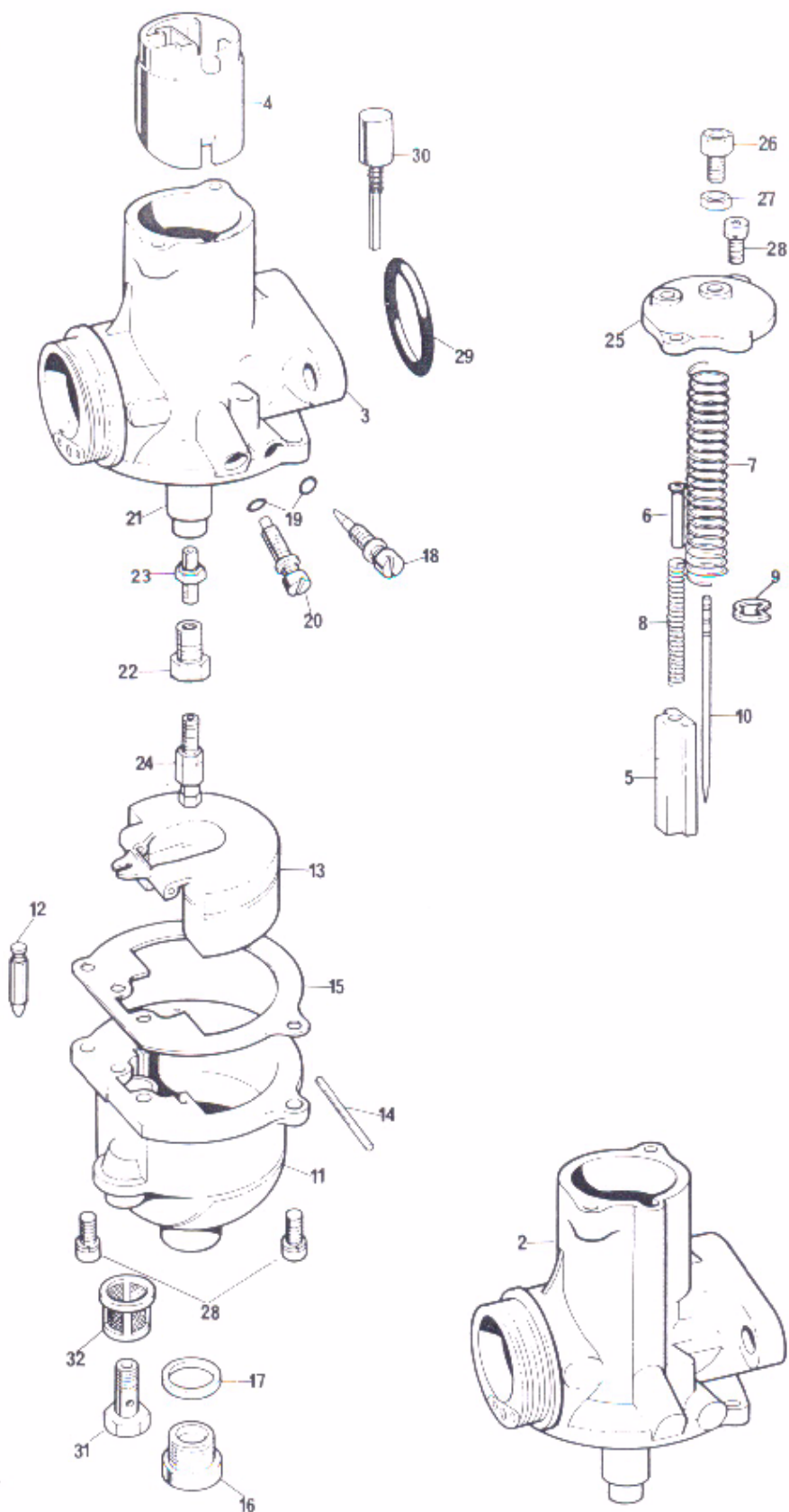
Electric Start

Electric Start **12**

<i>Ref. No.</i>	<i>Part No.</i>	<i>Maker's or Superseded Part No.</i>	<i>Description</i>	<i>Quantity</i>	<i>Bin No.</i>
1	06-4704		'O' Ring	1
2	06-4729		Screw	2
3	06-5532		Screw, Long	1
4	06-4703		Spindle, Idler	1
5	06-4702		Gear, Idler	1
6	06-4705		Gear, Idler	1
7	06-4743		Ball	6
8	06-4741		Thrust Washer	1
9	06-4745		Nut	1
10	06-4740		Disc Spring	3
11	06-4744		Carrier	1
12	06-4707		Gear	1
13	06-5652		Thrust Washer	1
14	06-4706		Shaft	1
15	06-8072	27804	Circlip	2
16	06-4754		Circlip	1
17	06-5652		Thrust Washer	1
18	06-4733		Sprag	1
19	06-4731		Gear, Crank	1
20	06-4711		Needle Roller Bearing	1
21	06-5761		Washer, Outer	1
22	06-5820		Race, Inner	1
23	06-5828		Washer, Inner	1
24	06-4791	MGD4111	Starter Motor — Prestolite	1
25	06-6310	MGD2044	Armature	1
26	06-6311	MGD2032S	Brush Set	1
27	06-6312	MGD1002	Head Assembly — Commutator End	1
28	06-6313	MGD2030	Head Brush and Seal, Drive End	1
29	06-6314	MGD1033B	Brush Plate and Holder	1
30	06-6315	MGD18S	Spring Set (Bush)	1
31	06-6316	MJM20CS	Through Bolt PKG	1
32	06-6317	90-2077	Thrust Washer PKG	1
33	06-5508		Solenoid	1
34	06-5978		Bracket Solenoid	1
35	06-5909		Lead, Earth, Starter	1
36	06-5910		Lead, Battery to Solenoid	1
37	06-5911		Lead, Solenoid to Starter	1
38	14-0101	26484	Bolt, Solenoid Bracket	2
39	06-0915		Bolt	2
40	60-2391	27758	Washer	2

Prestolite Supply

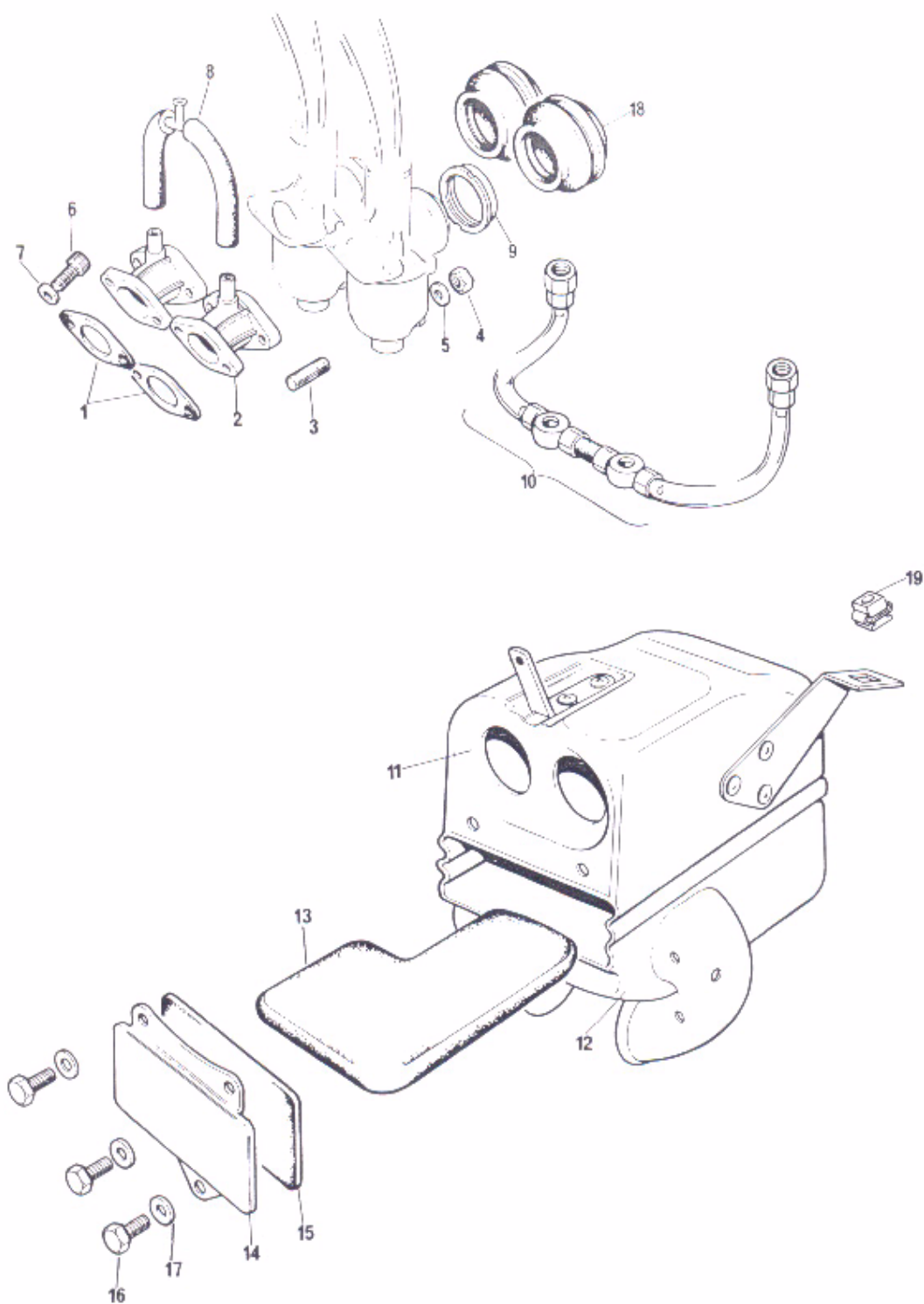
1/1A



Carburetors

Carburetors 13

<i>Ref. No.</i>	<i>Part No.</i>	<i>Maker's or Superseded Part No.</i>	<i>Description</i>	<i>Quantity</i>	<i>Bin No.</i>
1	06-5749	L932-24	Carburetor L.H. 32mm	1
1A	06-5750	R932-33	Carburetor R.H. 32mm	1
2	06-8105	L932-016	Mixing Chamber L.H. 32mm	1
3	06-8106	R932-016	Mixing Chamber R.H. 32mm	1
4	99-0527	928-060	Throttle Valve (quote size)	2
5	99-0528	928-062	Air Valve	2
6	19-3139	928-103	Guide Air Valve	2
7	99-1033	622-131	Spring, Throttle Valve	2
8	99-1038	633-129	Spring, Air Valve	2
9	99-0510	622-067	Needle Clip	2
10	06-8102	928-104	Throttle Needle	2
11	99-0509	622-056	Float Bowl	2
12	06-8103	622-197	Float Needle	2
13	99-0512	622-069	Float	2
14	99-0513	622-071	Spindle, Float	2
15	99-0514	622-073	Gasket	2
16	99-1152	622-147	Drain Plug, Float Bowl	2
17	99-1153	622-151	Sealing Washer, Drain Plug	2
18	99-0515	622-076	Pilot Air Screw	2
19	99-0520	622-082	Friction Ring	2
20	99-0516	622-077	Throttle Stop	2
21	06-8104	928-107	Spray Tube	2
22	99-1034	622-128	Jet Holder	2
23	19-3136	622-122	Needle Jet	2
24	06-8114	376-100	Main Jet (220)	2
25	06-8006	928-064	Top, Mixing Chamber	2
26	99-1024	4-035	Adjuster, Cable	4
27	06-7972	5-077	Locknut, Adjuster	4
28	99-0521	622-086	Screw, Top and Float Bowl	4
29	99-0502	033281	'O' Ring	2
30	06-8003	622-172	Waterproof Tickler Complete	Available
31	99-0517	622-078	Bolt, Banjo	2
32	99-0438	376-093	Filter	2



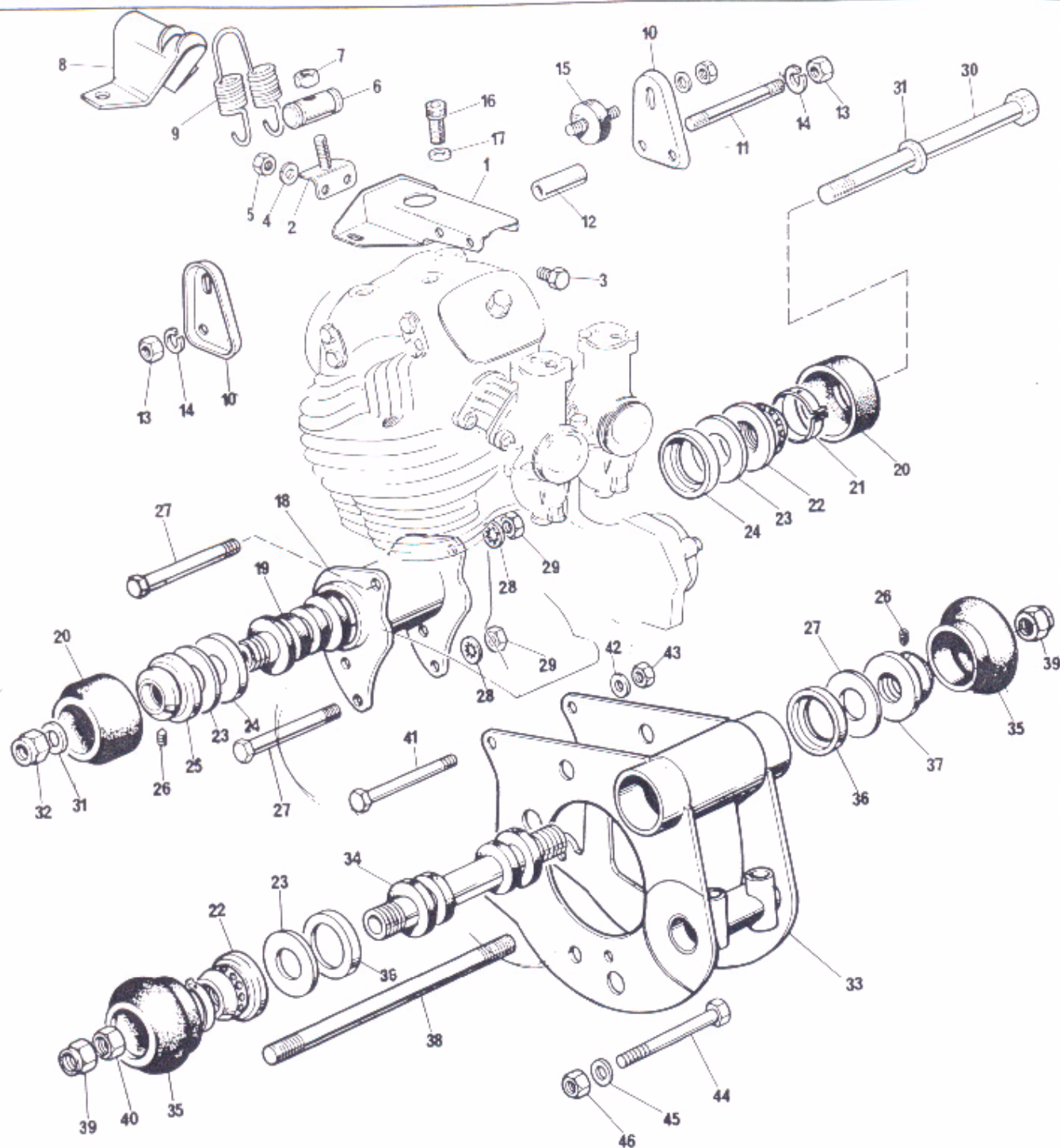
**Carburetor Mountings, Air Box,
and Fuel Line**

Carburetor Mountings, Air Box, and Fuel Line

GROUP

14

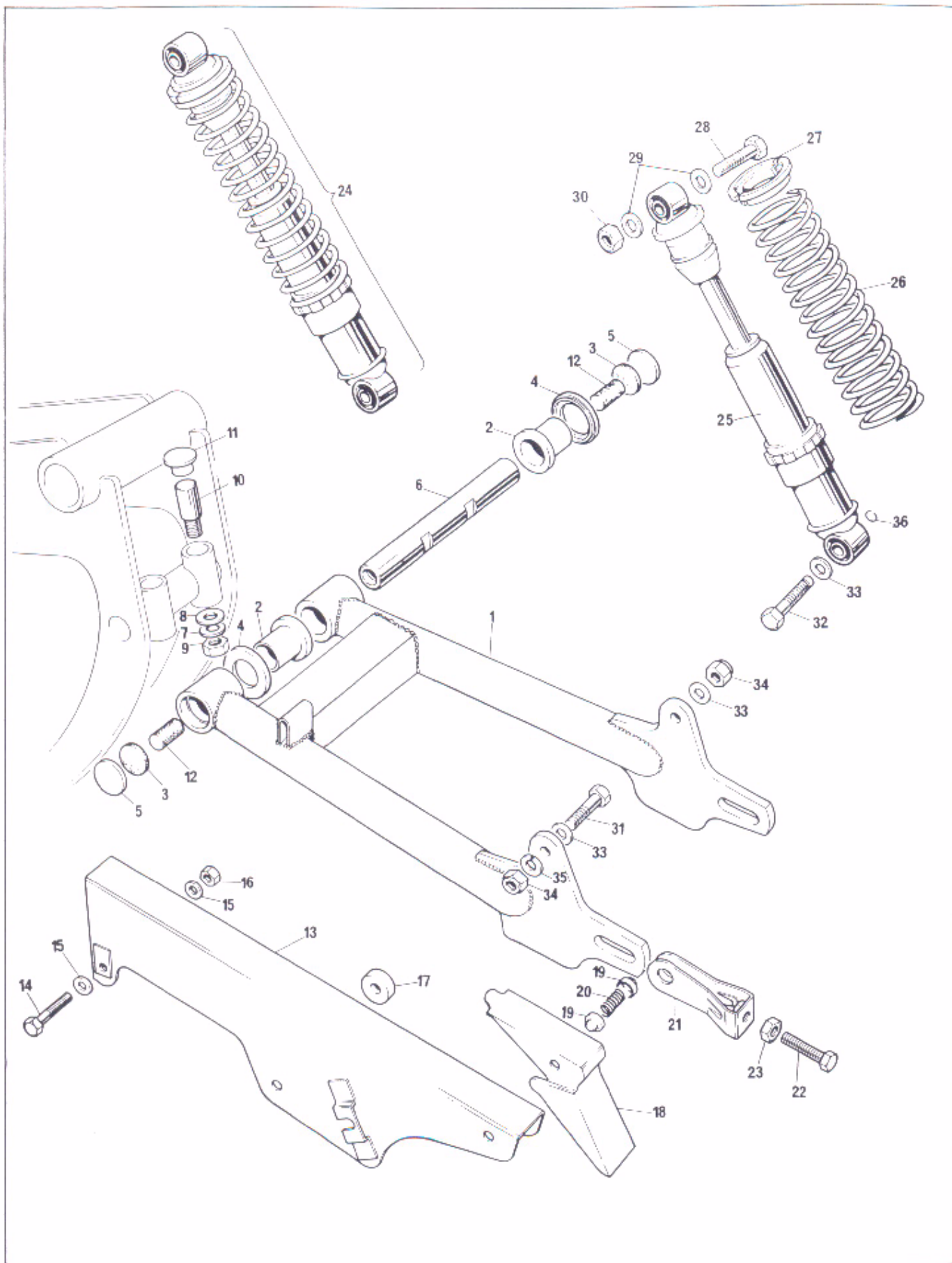
<i>Ref. No.</i>	<i>Part No.</i>	<i>Maker's or Superseded Part No.</i>	<i>Description</i>	<i>Quantity</i>	<i>Bin No.</i>
1	06-3458		Heat Insulator, Carburetor	2
2	06-2711		Spacer, Carburetor	2
3	06-0577		Stud	4
4	14-0302	060348	Nut	4
5	60-2418		Washer	4
6	06-2536		Screw, Fixing Caruretor	4
7	06-3458	11796	Washer	4
8	06-5316		Hose, Balance Pipe	2
9	03-3027		Sleeve, Carburetor Adaptor	2
10	06-5192		Fuel Line	2
11	06-6322		Airbox	1
12	06-4839		Venturi	2
13	06-4536		Element	1
14	06-4133		Plate, Cover	1
15	06-4174		Joint	1
16	06-0677		Bolt	3
17	60-2391	27758	Washer	3
18	06-4180		Hose	2
19	06-4066		Receptacle, Fastener	1



Engine Mountings, Spring Head Steady

Engine Mountings, Spring Head Steady

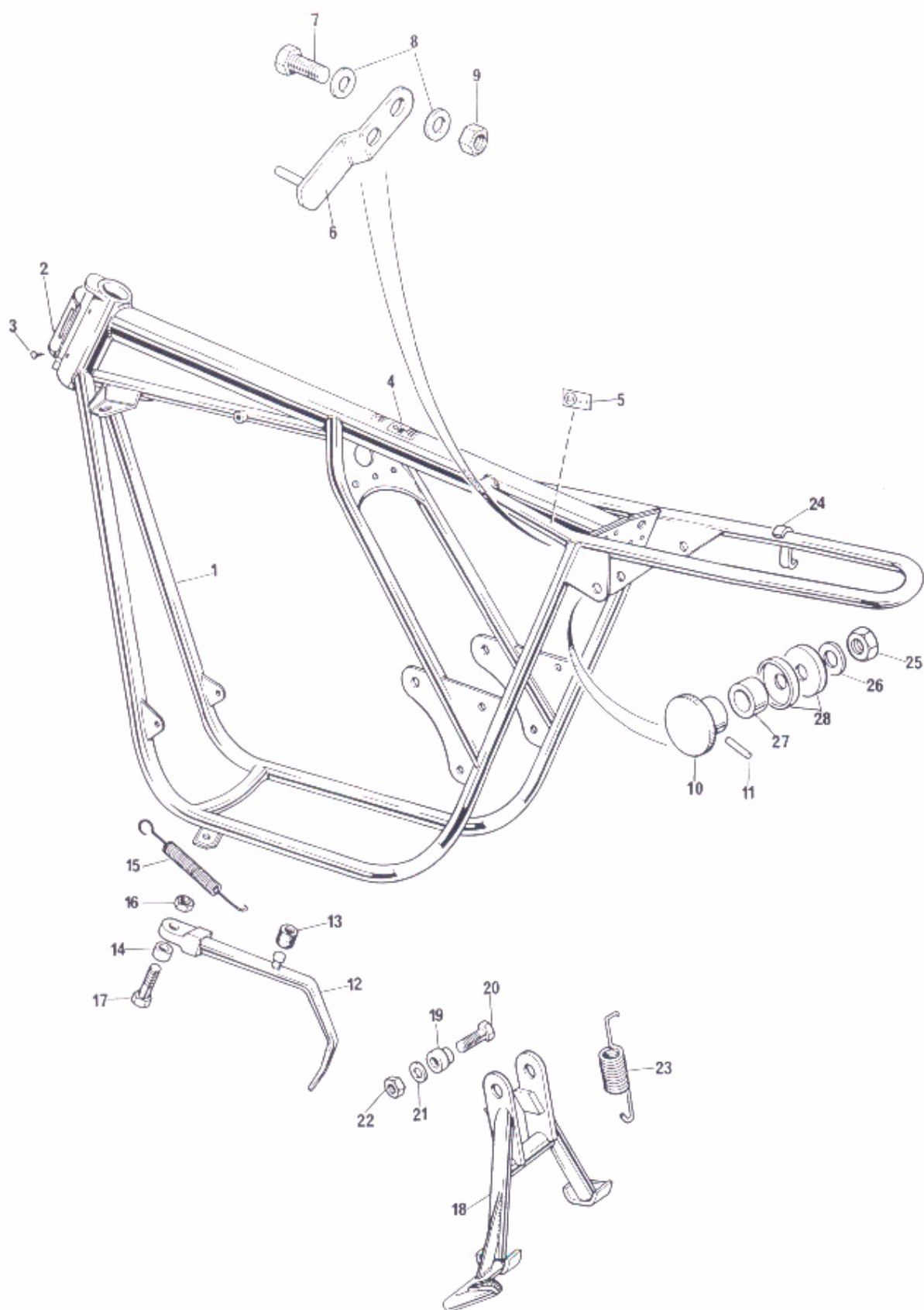
<i>Ref. No.</i>	<i>Part No.</i>	<i>Maker's or Superseded Part No.</i>	<i>Description</i>	<i>Quantity</i>	<i>Bin No.</i>
1	06-5459		Head Steady	1
2	06-5458		Bracket	1
3	14-0102	26146	Bolt, Steady to Bracket	2
4	60-2320	18315	Washer	2
5	14-0301	0700593	Nut	1
6	06-5456		Trunnion	1
7	06-7892	0700184	Nut	1
8	06-5585		Retainer	1
9	06-5454		Spring	1
10	06-1128		Plate, Side	2
11	060493		Stud	2
12	06-0490		Spacer	2
13	14-0302	27815	Nut	4
14	60-2417	18320	Washer	4
15	06-0622		Mounting	2
16	06-7745	NM19437	Screw, Steady to Cylinder Head	3
17	01-4117		Washer	3
18	06-5510		Mounting, Front, Engine	1
19	06-6125		Mounting, Bonded Rubber	1
20	06-4674		Gaiter	2
21	06-4723		Clip, Spring	1
22	06-4665		Adjuster	2
23	06-4748		Thrust Washer	4
24	06-5525		End Cap, Front	2
25	06-5514		Abutment, Front	1
26	06-5531		Set, Screw	2
27	06-3213		Bolt, Front Engine Plate	2
28	60-2322	26076	Washer	4
29	063024		Nut	2
30	06-0423		Bolt, Plate to Frame	1
31	00-0008		Washer	2
32	06-0438		Nut	1
33	06-5140		Mounting, Rear, Engine	1
34	06-6126		Mounting, Bonded Rubber	1
35	06-4666		Gaiter, Rear	2
36	06-5526		End Cap, Rear	1
37	06-5518		Abutment, Rear	1
38	06-2442		Stud, Rear Engine Mounting	1
39	06-0438		Nyloc Nut	2
40	00-0008		Nut	2
41	06-3212		Bolt	6
42	60-2322		Washer	6
43	06-3024		Nut	6
44	06-3211		Bolt, Rear Engine Plate	1
45	60-2348	30859	Washer	2
46	06-7892	0700184	Nut	2



Swinging Arm, Suspension Units, Chainguard

Swinging Arm, Suspension Units, Chainguard

<i>Ref. No.</i>	<i>Part No.</i>	<i>Maker's or Superseded Part No.</i>	<i>Description</i>	<i>Quantity</i>	<i>Bin No.</i>
1	06-5888		Swinging Arm	1
2	06-5320		Bearing	2
3	06-5229		Disc Wick	1
4	06-5227		Seal Assembly	2
5	06-6623		Welch Plug (Zinc Passivated "Gold" Finish)	1
6	06-4699		Pivot Spindle	1
7	60-2320	000012	Washer	2
8	04-5057		Fibre Washer	2
9	14-0301	0700593	Nut	2
10	06-4700		Cotter	2
11	06-4772		Rubber Plug	2
12	06-5230		Oil Wick	2
13	06-4837		Chainguard	1
14	14-0206	27436	Bolt, Guard to Swinging Arm	1
15	60-2320	000012	Washer	3
16	14-0301	033057	Nut	2
17	06-6544		Spacer, Chainguard Rear	1
Not Illus.	14-0206		Bolt for Spacer	1
18	06-4822		Extension	1
19	06-4823		Button	2
20	06-4824		Spring	1
21	06-6109		Adjuster, Chain	2
22	06-6405		Screw	2
23	14-0301	26947	Nut	2
24	06-6489		Suspension Unit	2
25	06-6488		Damper	2
26	06-2178		Spring	2
27	06-2290		Collar	4
28	06-0465		Bolt, Top, Suspension Unit	2
29	60-2322	000010	Washer	6
30	14-0303	060029	Nut	2
31	06-6490		Bolt, Suspension Unit, Chain Side	1
32	06-6434		Bolt, Suspension Unit, Caliper Side	1
33	06-7808	NM22636	Washer	2
34	063024		Locknut	2
35	60-2322	26076	Washer	1
36	06-8070	NM21383	Circlip, Caliper Plate to Bolt	1

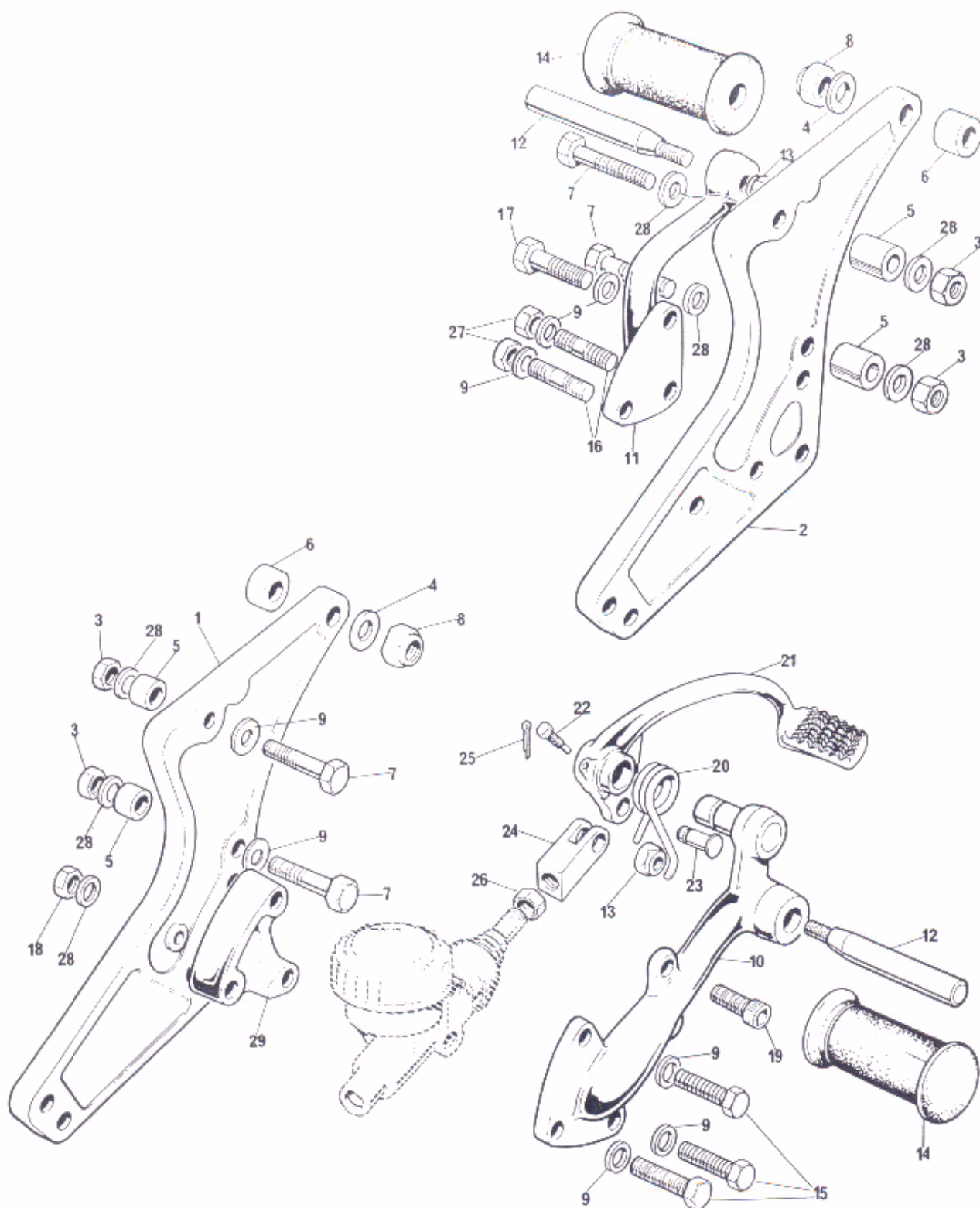


Frame and Fittinos Stands

Frame and Fittings, Stands

17

<i>Ref. No.</i>	<i>Part No.</i>	<i>Maker's or Superseded Part No.</i>	<i>Description</i>	<i>Quantity</i>	<i>Bin No.</i>
1	06-5632	Frame	Frame	1
2	06-6580		Label, Certification USA/CANADA	1	Available to Distributors only
3	06-1287		Rivet	4
4	06-6611		Decal, Oil Recommendation	1
5	06-5333		Decal, European Suppression Approval	1
6	06-1204		Bracket, Panel Support	1
7	14-0102	26146	Bolt, Bracket	1
8	60-2320	000012	Washer	2
9	14-0301	033057	Nut	1
10	06-4009		Nut, Knurled	2
11	06-0695		Pin, Knurled Nut	2
12	06-5490		Stand, Prop (Side) with Rubber	1
13	06-3324		Buffer, Rubber	1
14	06-5491		Spacer, Pivot	1
15	06-2592		Spring	1
16	06-5492		Nut	1
17	06-5436		Bolt	1
18	06-4031		Stand, Centre	1
19	06-4057		Bush, Pivot	2
20	06-2040		Bolt	2
21	60-2323	000009	Washer	2
22	06-1702		Nut	2
23	06-4643		Spring	1
24	06-6360		Clip Caliper Support	1
25	14-0303	21998	Nut, Seat and Suspension Unit to Frame	2
26	60-2322	26076	Washer	2
27	03-3195		Spacer, Hinge Side	1
28	06-7613	NME6742	Washer, Lipped	4

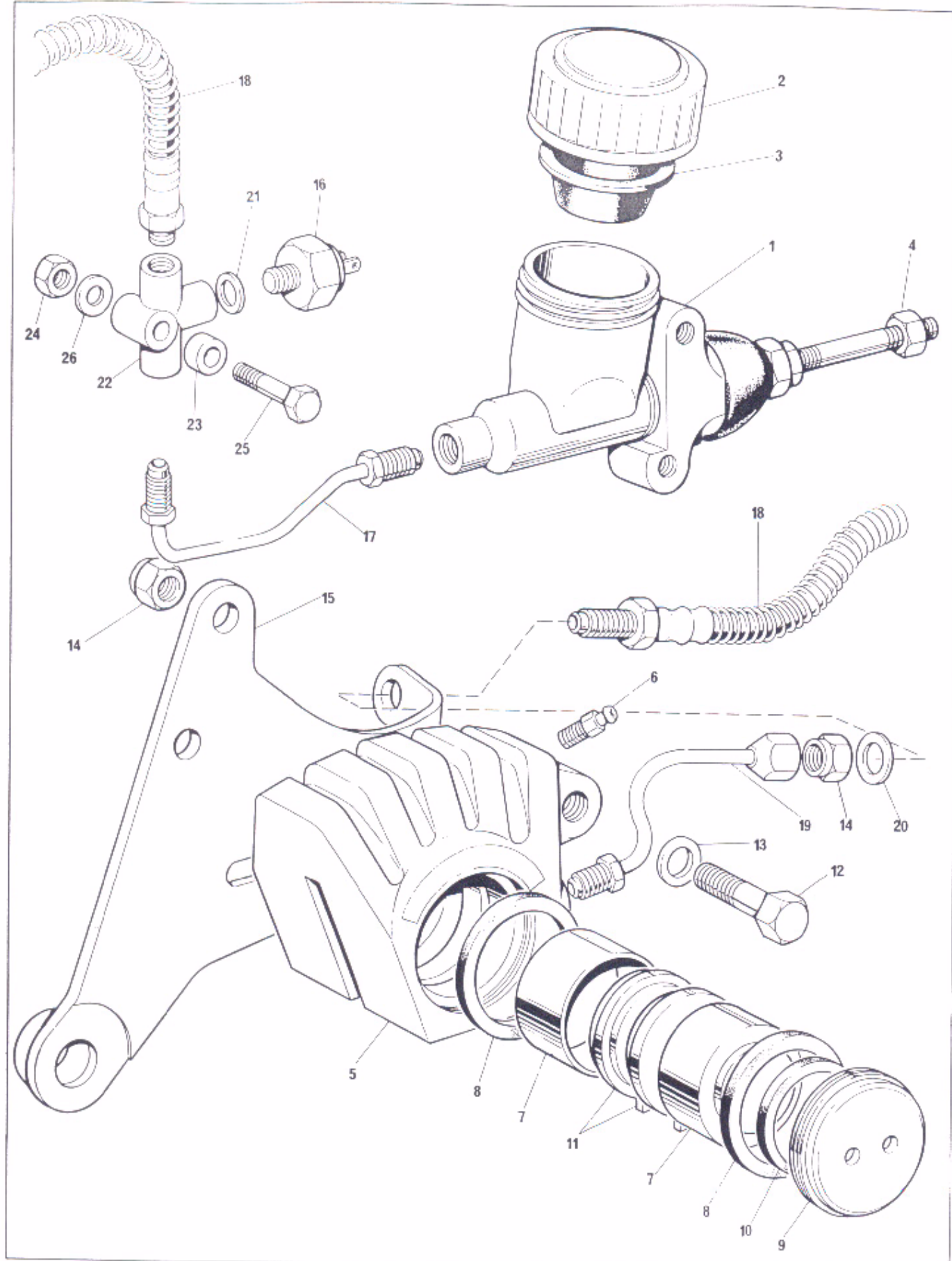


**Support Plates, Riders Footpegs, Rear Brake
Pedal and Linkage**

Support Plates, Riders Footpegs, Rear Brake Pedal and Linkage

18

<i>Ref. No.</i>	<i>Part No.</i>	<i>Maker's or Superseded Part No.</i>	<i>Description</i>	<i>Quantity</i>	<i>Bin No.</i>
1	06-6076		Plate, Support R.H.	1
2	06-5961		Plate, Support L.H.	1
3	14-0303		Nut	4
4	00-0008		Washer	2
5	06-0471		Spacer	4
6	06-0472		Spacer	2
7	06-0858		Bolt	4
8	06-0438		Nut, Self Locking	2
9	60-2321	18316	Washer	11
10	06-6263		Footpeg R.H. Less Rubber	1
11	06-6726		Footpeg L.H. Less Rubber	1
12	06-5407		Footpeg	2
13	06-5774		Nut, R.H. Peg	1
13A	14-0304	20948	Nut, L.H. Peg	1
14	06-7760	NM19983	Rubber	2
15	14-6222		Bolt, R.H. Footpeg	3
16	06-3383		Stud, L.H. Footpeg	2
17	06-1246		Bolt, L.H. Footpeg	1
18	06-1247		Nut, L.H. Footpeg	1
19	06-0333		Screw, Master Cylinder to Footrest	2
20	06-5773		Spring	1
21	06-5777		Pedal, Brake	1
22	06-0481		Bolt/Nipple Pedal Securing	1
23	06-5781		Pin, Clevis	1
24	06-6265		Clevis	1
25	06-5782		Clip, Safety	1
26	14-0402		Locknut	1
27	14-0302	27815	Nut	2
28	60-2322	26076	Washer	11
29	06-5770		Spacer	1

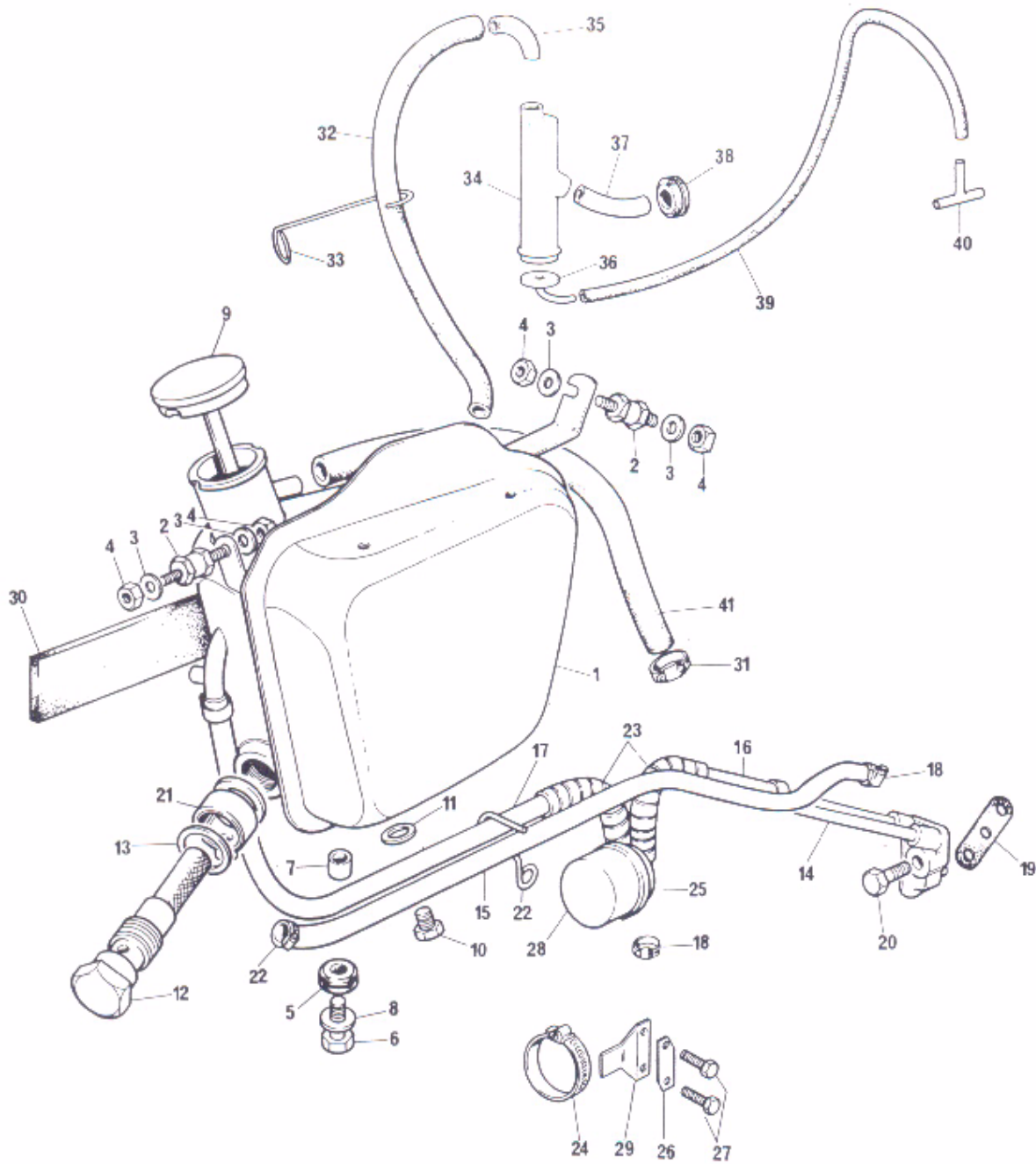


Hydraulic System - Rear Brake

Hydraulic System – Rear Brake 19

<i>Ref. No.</i>	<i>Part No.</i>	<i>Maker's or Superseded Part No.</i>	<i>Description</i>	<i>Quantity</i>	<i>Bin No.</i>
1	06-5776		Master Cylinder, Rear	1
2	06-5740		Cap	1
3	06-6032		Seal, Bellows	*
Not Illus.	06-4244		Service Kit for Above	1
4	14-0402		Locknut	1
5	06-1926		Caliper, Rear	1
6	06-1929		Bleed Nipple	1
7	06-1896		Piston	2
8	06-1930		Seal, Piston	*
9	06-2185		Plug	1
10	06-2187		Ring, Sealing	*
11	06-6186		Pad, Friction	2
12	06-7969	26074	Bolt, Caliper Securing	2
13	60-2424	26634	Washer	2
14	14-0403	26078	Nut	3
15	06-6206		Plate, Mounting	1
16	06-1934	34619A	Switch, Brake Stop	1
17	06-6217	ZTB2257N	Pipe, Hydraulic (Lockheed)	1
18	06-6218		Hose, Hydraulic 9.5 in long	1
19	06-6216	ZTA2258N	Pipe, Hydraulic (Lockheed)	1
20	60-2424	26634	Washer	1
21	04-0606		Washer, Sealing	2
22	06-6088		Tee Piece	1
23	06-6123		Spacer, Tee Piece	1
24	14-0401	067971	Nut	1
25	14-0206	27436	Bolt	1
26	60-2320	18315	Washer	1
Not Illus.	06-6005		Service Brake Pad (Heavy Duty)	Available

* Not available separately

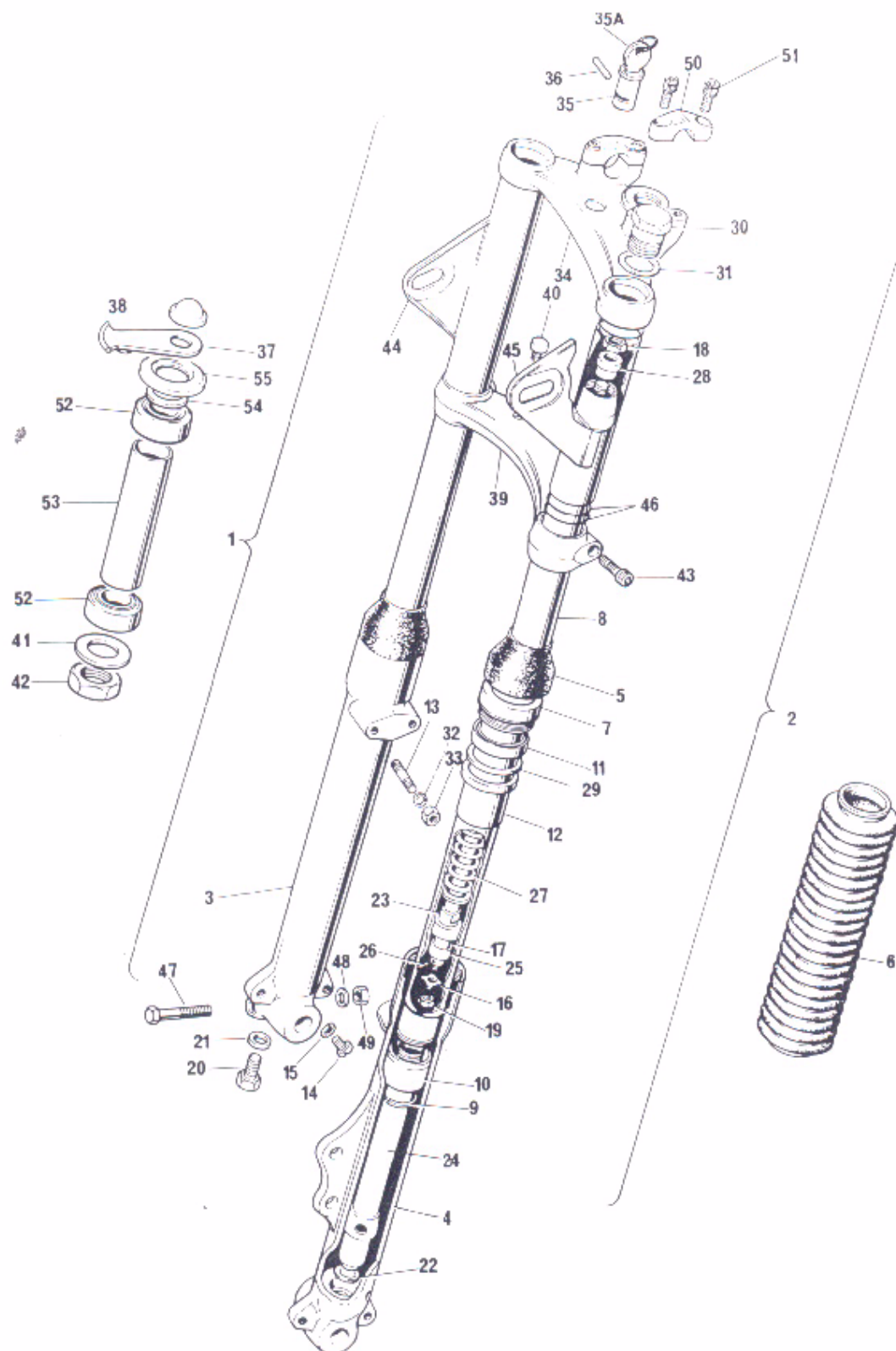


Oil Tank and Fittings, Oils, Lines,
Cartridge Filter

Oil Tank and Fittings, Oils, Lines, Cartridge Filter

GROUP
20

<i>Ref. No.</i>	<i>Part No.</i>	<i>Maker's or Superseded Part No.</i>	<i>Description</i>	<i>Quantity</i>	<i>Bin No.</i>
1	06-3456		Tank, Oil	1
2	06-0636		Mounting, Oil Tank	2
3	60-2320	000012	Washer	4
4	14-0301	03-3057	Nut	4
5	06-0811		Rubber, Mounting	1
6	14-0105	060652	Bolt	1
7	06-1650		Spacer	1
8	60-2320	000012	Washer	2
9	06-5509		Cap	1
10	06-0668		Plug	1
11	06-2624		Washer	1
12	06-1159		Filter	1
13	04-2065		Washer	2
14	06-4134		Block, Oil Junction	1
15	06-5420		Pipe, Feed	1
16	06-5393		Pipe, Return	1
17	06-3144		Pipe, Return	1
18	06-3248		Clip	2
19	03-2044		Gasket	1
20	06-2763		Bolt	1
21	06-2207		Banjo	1
22	06-1677		Clip	1
23	06-3367		Spring, Protection	2
24	06-3369		Clip, Screw	1
25	06-3139		Mounting, Head, Filter	1
26	06-5006		Tab Washer	1
27	14-0114	22403	Screw	2
28	06-3371		Filter	1
29	06-3368		Strip, Retainer	1
30	06-3961		Rubber, Battery	1
31	06-3370		Clip, Breather Hose	1
32	06-5571		Pipe, Breather (Separator to Tank)	1
33	06-5569		Clip	1
34	06-5496		Body, Oil Separator	1
35	06-5570		Tube, Metal	1
36	06-5495		Breather Tube, Metal	1
37	06-5497		Tube, Metal	1
38	06-7709	NM18285	Grommet	1
39	06-5499		Pipe, Breather (Separator to Balance Tube)	1
40	06-5315		'T' Piece	1
41	06-2619		Tube, Breather (From Crankcase)	1

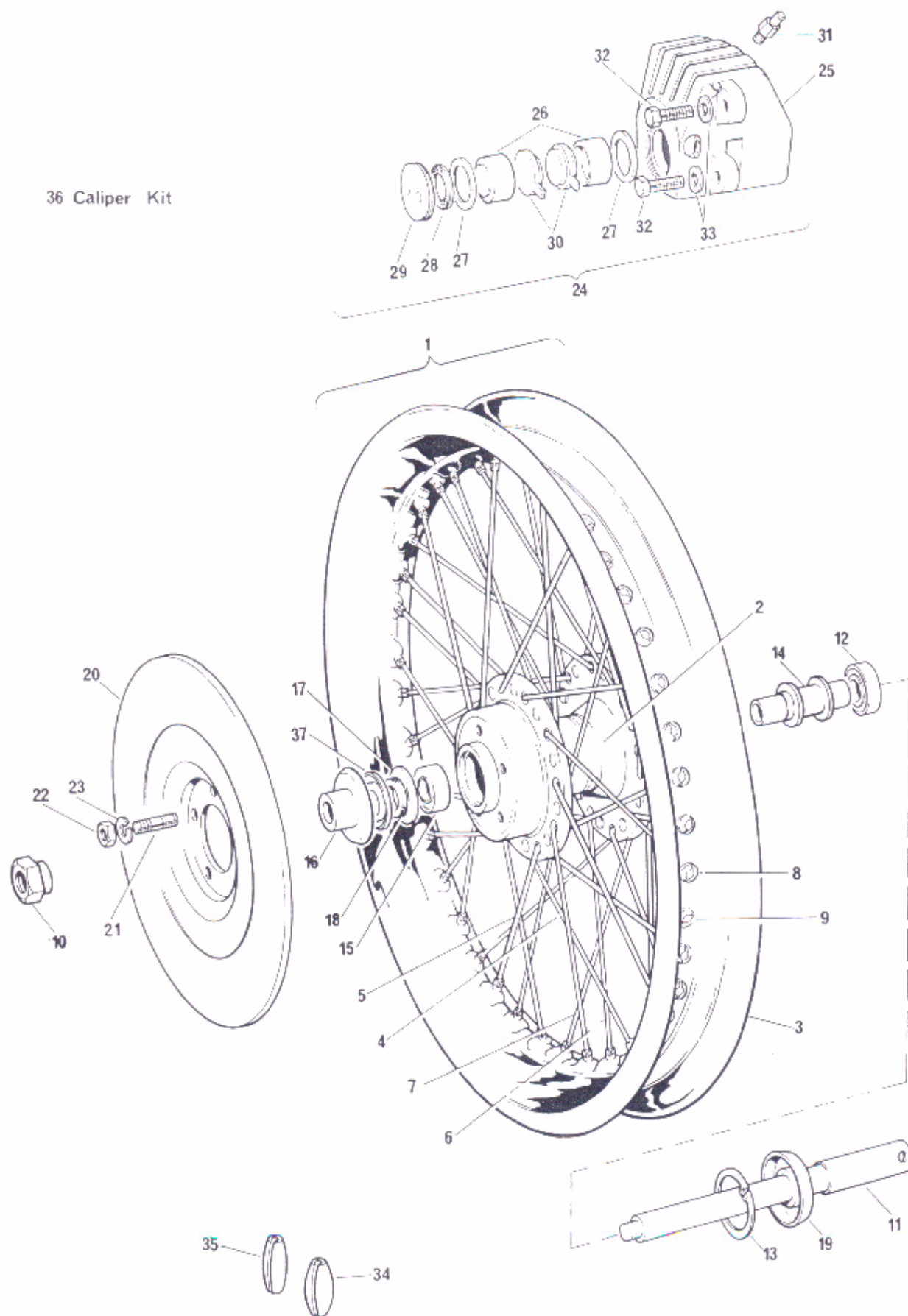


Front Forks, Steering Lock,
Steering Head Bearings

Front Forks, Steering Lock, Steering Head Bearings

Ref. No.	Part No.	Maker's or Superseded Part No.	Description	Quantity	Bin No.
1	06-2533		Leg Assembly (Supplied with USA gaiter)	1
2	06-2456		Leg Assembly, Caliper Side	1
3	06-3318		Slider, R.H.	1
4	06-3316		Slider, L.H.	1
5	06-1115		Gaiter, U.S.A. Type	2
6	06-5743		Gaiter, European Type	2
7	06-1137		Collar	2
8	06-3423		Tube, Main	2
9	06-7636	NM14298	Circlip, Fork Tube Bush	2
10	06-7519	NMT1048	Bush, Fork Tube	2
11	06-5483		Oil Seal	2
12	06-7521	NMT1055	Guide Bush, Fork Tube	2
13	06-3189		Stud	4
14	06-0354		Drain Plug	2
15	00-0203		Washer	2
16	03-0584		Seat, Damper Rod	2
17	06-0346		Rod, Damper	2
18	14-0403		Cap Nut, Damper Rod	2
19	14-0302	060348	Locknut, Damper Rod	2
20	14-0113	06-0359	Bolt, Damper Tube Anchor	2
21	06-7517	NMT1009	Washer	2
22	06-7514	NMT814	Washer	2
23	06-1347		Cap, Damper Tube	2
24	06-1888		Tube, Damper	2
25	06-7633	NM14118B	Valve, Damper	2
26	06-7634	NM14119	Stop Pin, Damper Valve	2
27	06-7723	NM18813	Spring, Fork Main	2
28	06-7896	NM25003	Bush, Fork Spring Locating	2
29	06-7520	NMT1049	Washer	1
30	06-0345		Bolt, Fork Tube Top	2
31	06-7511	NMT320	Washer	2
32	60-2320	000012	Washer	4
33	06-0355		Nut	4
34	06-6649		Yoke, Upper, Less Lock and Keys	1
35	06-5448		Lock and Keys	1
35A	—		Key, Replacement (State Key or Engine No.)	AR
36	06-5447		Rollpin	1
37	06-5445		Cover	1
38	06-2305		Blanking Plug	1
39	06-6228		Yoke Lower	1
40	06-2332		Plug, Lower Yoke	2
41	06-1912		Washer	1
42	06-7781	0700101	Nut	1
43	06-1911		Screw, Socket	2
44	06-2028		Bracket, Headlamp R.H. (With Top Cover)	1
45	06-2029		Bracket, Headlamp L.H. (With Top Cover)	1
46	99-0502		'O' Ring	6
47	14-0221	22688-2	Bolt	1
48	60-2321	000011	Washer	1
49	14-0302	27815	Nut	1
50	06-7727	NM19021A	Clip Handlebar	2
Not Illus.	06-6484		Plug, Blanking for Clips	4
51	06-0333		Screw	4
52	06-7604	0700099	Bearing, Steering Head	2
53	06-7742	0700100	Spacer, Bearing	1
54	06-7685	NM17429	Washer	1
55	06-7651	NM15628	Cover	1
Not Illus.	06-2829		Cable Tie (U.K. & Europe)	4

36 Caliper Kit



Front Wheel and Brake

Front Wheel and Brake

GROUP

22

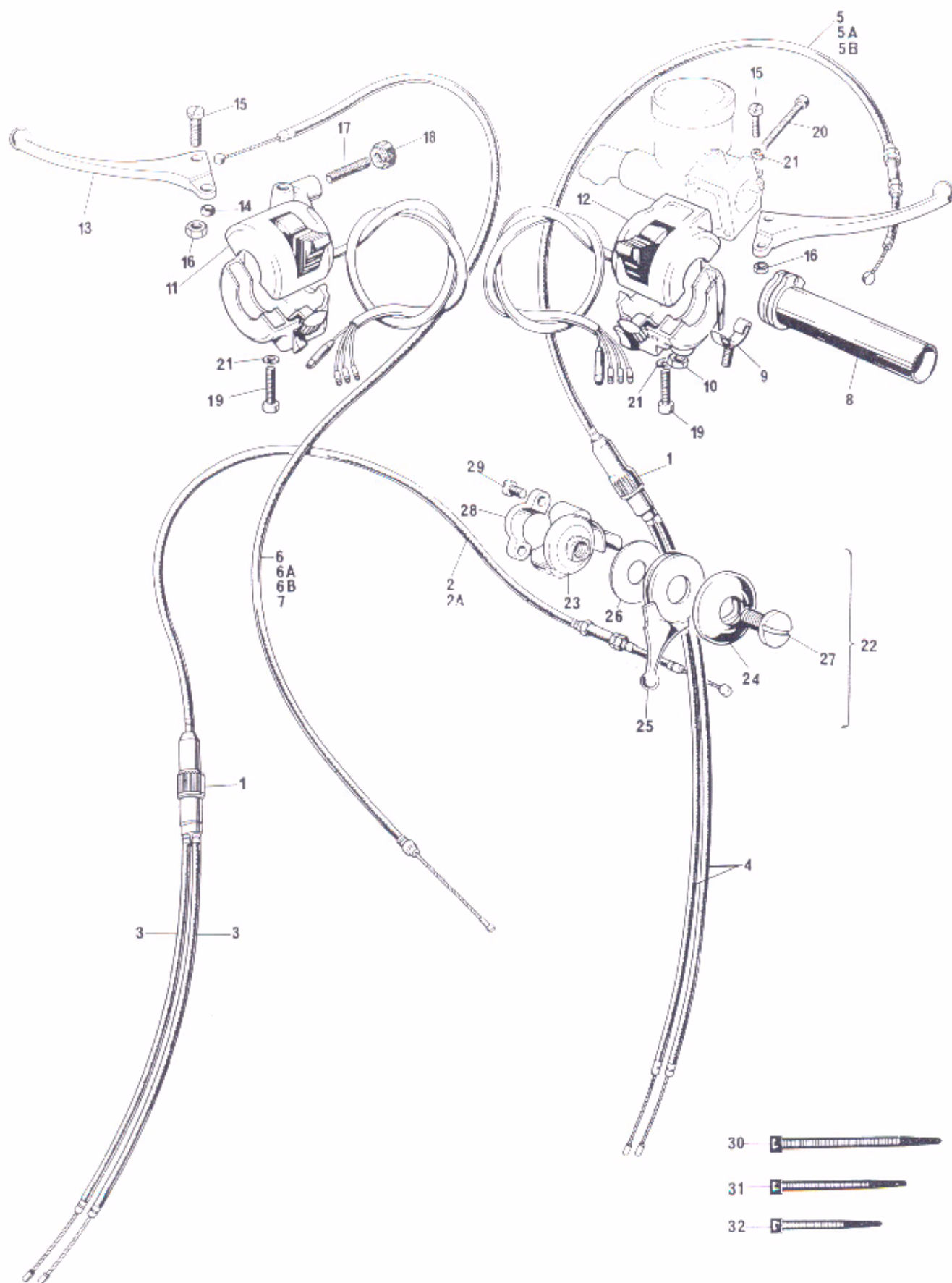
Ref. No.	Part No.	Maker's or Superseded Part No.	Description	Quantity	Bin No.
11	06-6025		Rim and Hub Assembly	1
2	06-6024		Hub c/w Bearings, Spacer etc.	1
3	06-1951		Rim WM2-19	1
4	06-3924		Spoke, Disc Side, Inner	10
5	06-3925		Spoke Disc Side Outer	10
6	06-3922		Spoke, Inner	10
7	06-3923		Spoke, Outer	10
8	06-2595		Nipple, Spoke, Disc Side	20
9	06-3207		Nipple, Spoke	20
10	06-0361		Nut, Axle	1
11	06-0362		Axle, Wheel	1
12	06-5542		Bearing, Right Side	1
13	06-2090		Circlip, Bearing	1
14	06-1955		Spacer, Bearing	1
15	06-7688	NM17721	Bearing, Disc Side	1
16	06-6034		Spacer, Disc Side	1
17	06-2071		Washer	1
18	06-7614	NME6885	Seal	2
19	06-2448		Spacer, Disc Side	1
20	06-1885		Disc	1
21	06-1960		Stud	5
22	14-0302	27815	Nut	5
23	60-2418	22528	Washer	5
24	06-1926		Caliper, Assembly	1
25	06-1927		Caliper	*
26	06-1896		Piston	2
27	06-1930		Seal	*
28	06-2187		Seal	*
29	06-2185		End Plug	1
30	06-6186		Friction Pads	2
31	06-1929		Nipple, Bleed	,1
32	06-7969	0700291	Screw	2
33	60-2424	26634	Washer, Spring	2
34	371197		Weight, Balance ¾ oz	AR
35	37-1198		Weight, Balance ½ oz.	AR
36	06-4243		Kit, Repair, Caliper	AR
37	06-3012		Washer, Retaining	1
Not illus.	06-6005		Friction Pads (Heavy Duty)	2

* Not available separately

GROUP

Rear Wheel : (Disc Type) 23

<i>Ref. No.</i>	<i>Part No.</i>	<i>Maker's or Superseded Part No.</i>	<i>Description</i>	<i>Quantity</i>	<i>Bin No.</i>
1	06-6128		Rim Hub and Spokes Assembly	1
2	06-6127		Hub	1
3	06-6119		Rim	1
4	06-6117		Spoke R.H.	20
5	06-6116		Spoke L.H. Inner	10
6	06-6115		Spoke L.H. Outer	10
7	06-3207		Nipple, Spoke	40
8	06-5550		Sleeve, Bearing	1
9	06-5541		Bearing	1
10	06-5542		Bearing	1
11	06-5547		Spacer, Sprocket Bearing	1
12	14-0302	27815	Nut	5
13	60-2418	22528	Washer	5
14	06-1960		Stud	5
15	06-1885		Disc	1
16	06-6232		Drive Centre	1
17	06-4810		Plate	1
18	06-5548		Lockring	1
19	06-4812		Rubber, Drive	5
20	06-4811		Rubber, Drive	5
21	06-5557		Seal, Oil	1
22	06-6011		Sprocket	1
23	06-7688	NM17721	Bearing, Ball Journal	1
24	06-2090		Circlip	1
25	06-5562		Seal, Oil	1
26	06-5552		Shaft, Dummy	1
27	06-5984		Washer	2
28	14-1306		Nut, Axle	1
29	06-5553		Axle Assembly	1
30	06-5545		Sleeve, Seal	1
31	06-5540		Gearbox, Speedometer	1
32	06-5549		Washer	1
33	37-1197		Weight, Balance	AR
34	37-1198		Weight, Balance	AR
35	06-8090	0700272	Security Bolt	1



Controls and Control Cables

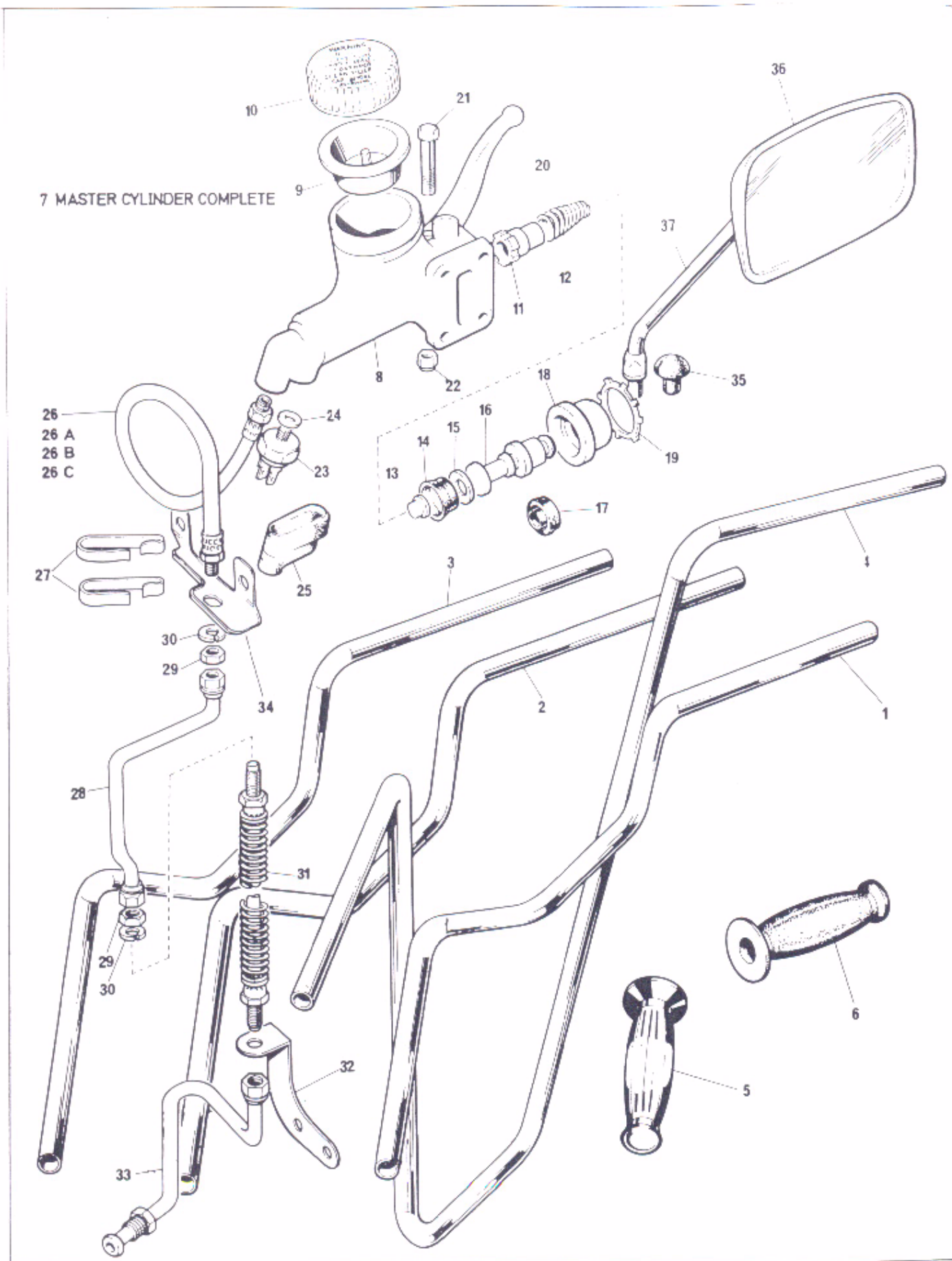
GROUP

24

Controls and Control Cables

<i>Ref. No.</i>	<i>Part No.</i>	<i>Maker's or Superseded Part No.</i>	<i>Description</i>	<i>Quantity</i>	<i>Bin No.</i>
1	01-9824		Junction Box-Air/ Throttle Cables	2
2	06-6565		Air Cable (Control End) U.S.A.	1
2A	06-6565		Air Cable (Control End) Europe	1
3	06-6085	530-112	Air Cable (Carburetor End)	2
4	06-6084	530-111	Throttle Cable (Carburetor End)	2
5	06-6341		Throttle Cable (Twistgrip End) U.S.A.	1
5A	06-6714		Throttle Cable (Twistgrip End) Europe	1
5B	06-6345		Throttle Cable-Hi-Rider Only	1
6	06-6477		Clutch Cable U.S.A.	1
6A	06-6476		Clutch Cable Europe	1
7	06-6478		Clutch Cable Hi-Rider Only	1
8	06-6251		Rotor, Twistgrip	1
9	06-6008		Spring	1
10	06-6010		Nut	1
11	06-5930		Switch Cluster, L.H.	1
12	06-5929		Switch Cluster, R.H.	1
13	06-5878		Clutch Lever with Bush	1
14	—		Bush	*
15	06-2235		Bolt, Pivot	1
16	14-0401	062240	Locknut, Pivot Bolt	1
17	06-2027		Adjuster, Clutch Cable	1
18	06-2237		Nut, Cable Adjuster	1
19	06-2488		Screw, Short, Switch Clusters	4
20	06-8074	38122-45	Screw, Long, Master Cyl.to Right Switch	4
21	06-8107	0710287	Washer, Switch Screws	8
22	06-2535	12-609	Lever, Air Complete	1
23	06-7979	12-620	Body	1
24	06-7976	12-606	Cap	1
25	06-7974	12-557	Lever	1
26	06-7973	12-033	Washer, Spring	1
27	06-7977	12-657	Screw, Pivot	1
28	99-0230	12-595	Clip	1
29	99-0226	11-014	Screw	2
30	06-2828		Tie, Cable	4
31	06-2829		Tie, Cable	9
32	06-2830		Tie, Cable	1

* Not available separately



Handlebars, Front Brake Master Cylinder
and Hose Group

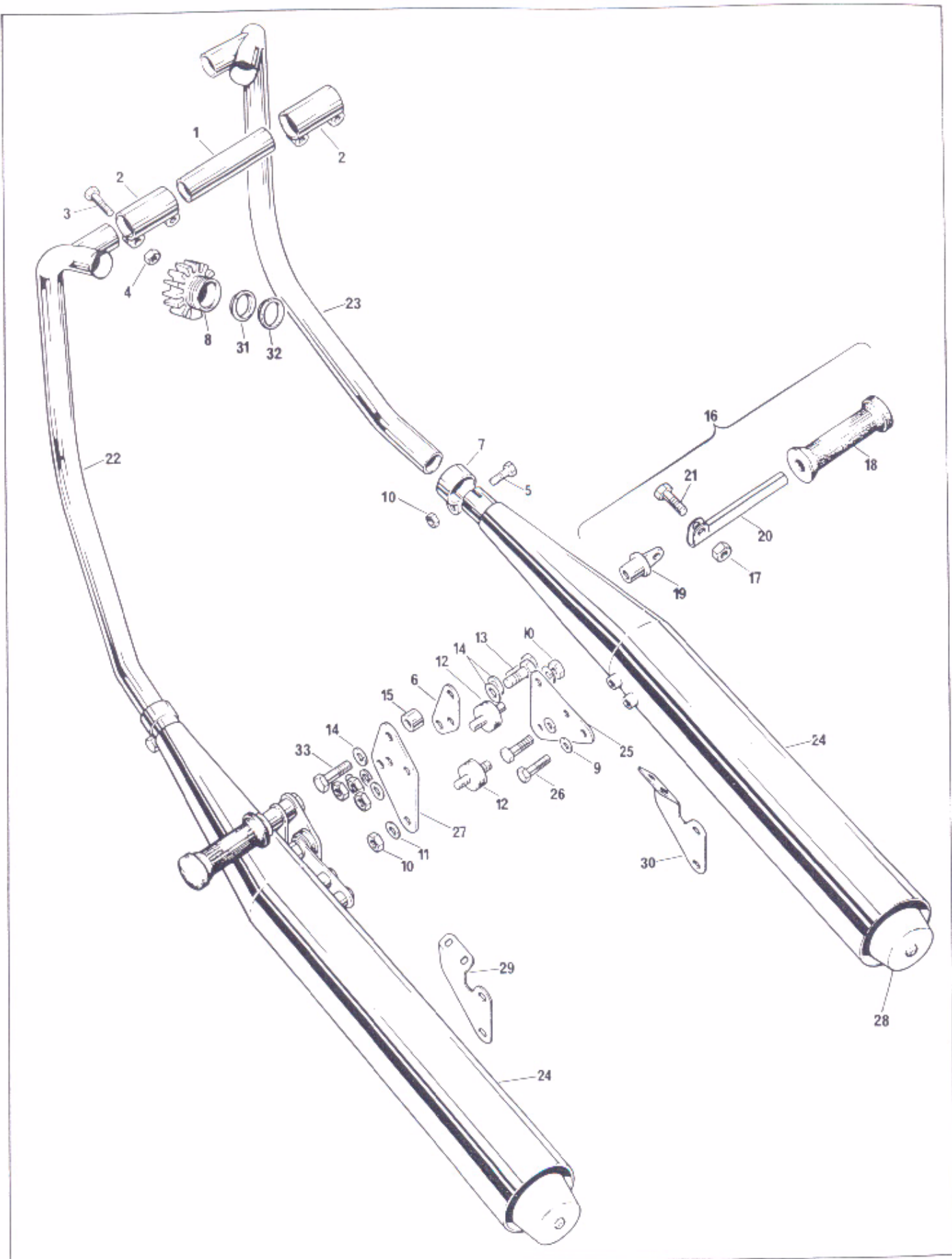
Handlebars, Front Brake Master Cylinder and Hose Group

GROUP

25

Ref. No.	Part No.	Maker's or Superseded Part No.	Description	Quantity	Bin No.
1	06-1046		Handlebar (Semi Western)	1
2	06-2306		Handlebar (Interpol)	1
3	06-5748		Handlebar (Europe)	1
4	06-2599		Handlebar (Hi-Rider)	1
5	06-1879		Grip, Dummy	1
6	06-1830		Rubber, Twistgrip	1
7	06-5742		Master Cylinder Assembly	1
8	06-5741		Body, Master Cylinder (Not Available)	1
9	06-1946		Seal	*
10	06-5740		Cap	1
11	06-1944		Valve	*
12	06-1906		Spring	1
13	06-1972		Spreader	*
14	06-1942		Cup, Primary	*
15	06-1943		Washer, Primary Cup	*
16	06-1898		Piston	1
17	06-1945		Cup, Secondary	*
18	06-1941		Boot	*
19	06-1947		Circlip	1
20	06-5604		Lever, Brake	1
21	14-0105	26948	Bolt, Pivot	1
22	14-0401	062240	Nut, Pivot Bolt	1
23	06-1934	34619A	Switch, Brake Light	1
24	06-3544		Washer, Brake Light Switch	1
25	06-2524		Cover, Switch	1
26	06-6236		Hose Assembly, (Hi-Rider Only)	1
26A	06-6237		Hose Assembly (U.S.A. Bars)	1
26B	06-6235		Hose Assembly (European Bars)	1
26C	06-6238		Hose Assembly (Interpol Only)	1
27	06-6359		Clip, Hose (Hi-Rider Only)	2
28	06-6227		Brake Pipe	1
29	14-0403	26078	Nut	1
30	01-4119		Washer	1
31	06-6243		Hose, Hydraulic	1
32	06-6160		Bracket, Fork Leg	1
33	06-6183		Pipe, Bracket to Caliper	1
34	06-6241		Bracket, Front Brake Pipe	1
35	06-3668		Plug, Blanking (Where Mirror Not Fitted)	AR
36	06-4102		Mirror	AR
37	06-4103		Stem	AR
lot illus.	06-3111		Fluid Hydraulic, Lockheed Series 329 (8fl.oz. Imp)	AR
lot illus.	06-4244		Kit, Repair, Master Cylinder	AR

* Not available separately

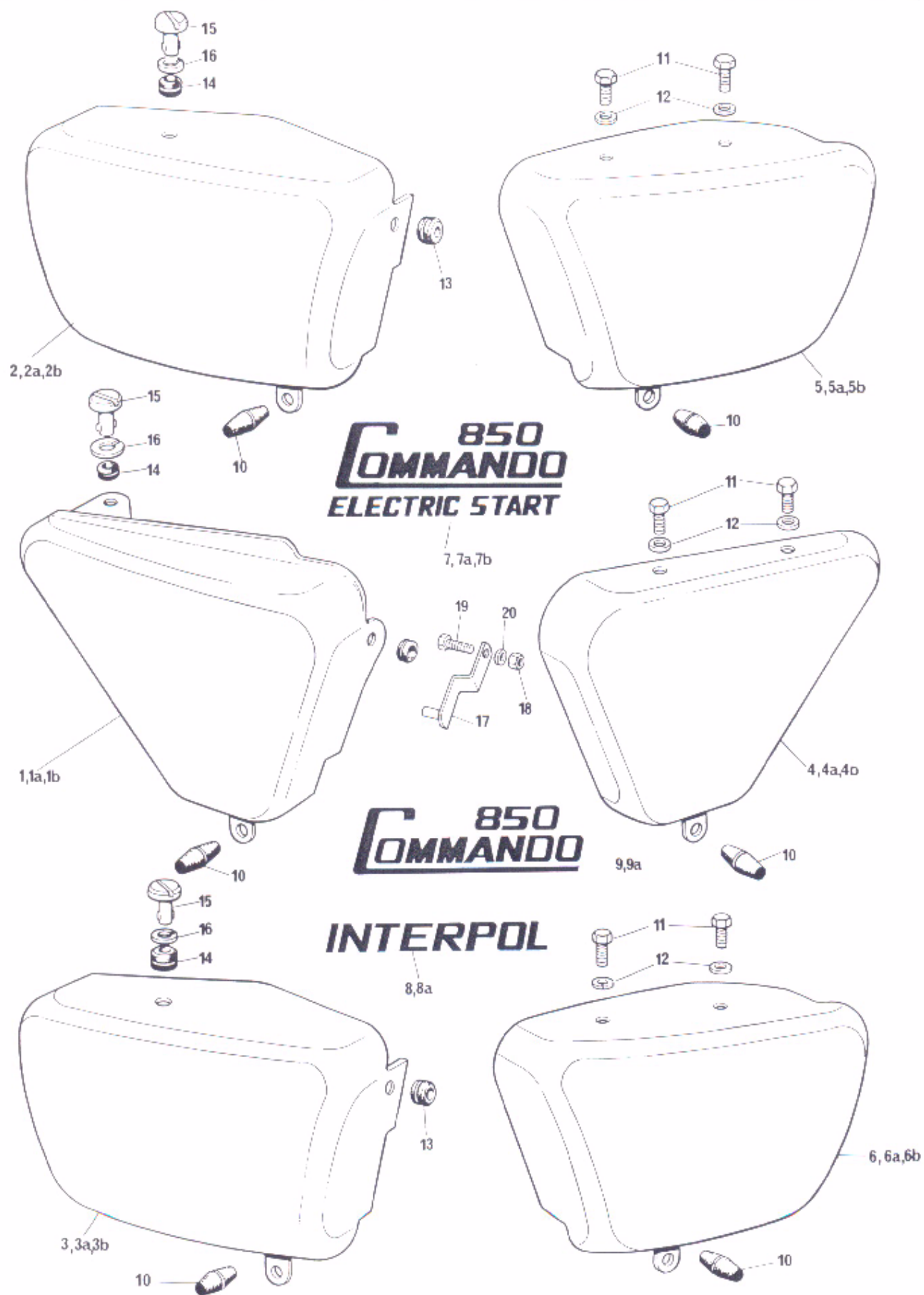


Exhausts, Mufflers, Passenger Footpegs

Exhausts, Mufflers, Passenger Footpegs

GROUP
26

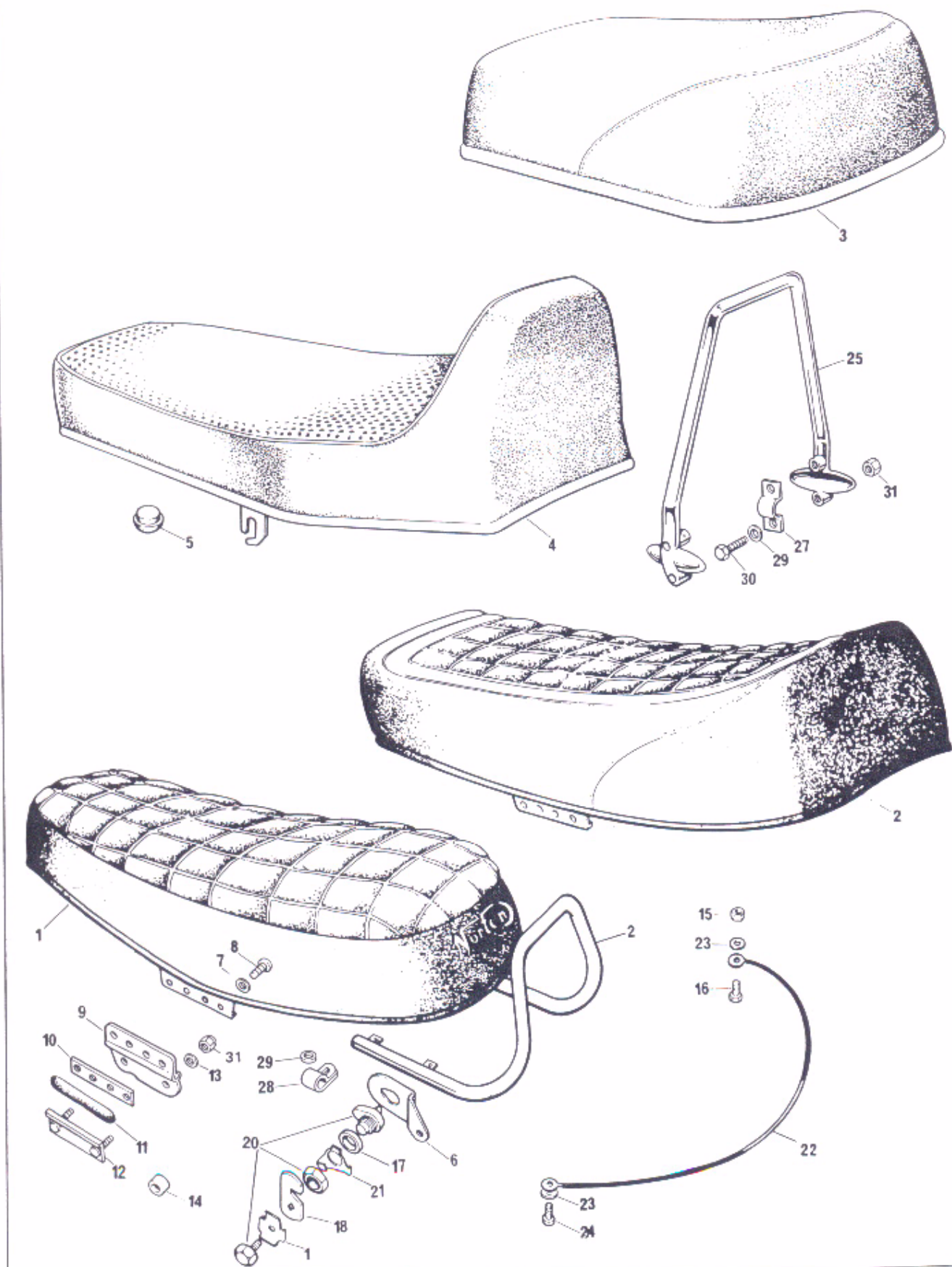
<i>Ref. No.</i>	<i>Part No.</i>	<i>Maker's or Superseded Part No.</i>	<i>Description</i>	<i>Quantity</i>	<i>Bin No.</i>
1	06-6332		Tube, Cross	1
2	06-3991		Connector	2
3	14-0203	25599	Bolt	4
4	14-0301	0700593	Nut	4
5	14-0217	07-00106	Bolt	2
6	06-4149		Gusset Footpeg Support	2
7	06-1328		Clip	2
8	06-3988		Lockring, Exhaust	2
9	06-7700	NM18202	Washer	2
10	14-0302	27185	Nut	6
11	60-2321	000011	Washer	8
12	06-0622		Mounting Rubber	4
13	06-0863		Bolt	4
14	60-2322	000010	Washer	10
15	06-0471		Spacer, Mounting Plate	2
16	06-2006		Footpeg, Passenger, Complete	2
17	14-0301	07-00267	Nut	1
18	04-2569		Rubber	1
19	06-0487		Lug	1
20	06-0616		Footpeg	1
21	06-1798		Bolt	1
22	06-5257		Pipe, Exhaust L.H.	1
23	06-5256		Pipe, Exhaust R.H.	1
24	06-4170		Muffler	2
25	06-4150		Bracket, Muffler	2
26	14-0113		Bolt	4
27	06-4148		Bracket, Muffler	2
28	06-5527		End Cap, Muffler, (Required Riveting)	2
29	06-4649		Bracket, Muffler, L.H. —Interpol Only	1
30	06-4650		Bracket, Muffler, R.H. —Interpol Only	1
31	06-5259		Seating, Spherical	2
32	06-5260		Collet	2
33	06-0618		Bolt	2



Battery and Oil Tank Covers

Battery and Oil Tank Covers

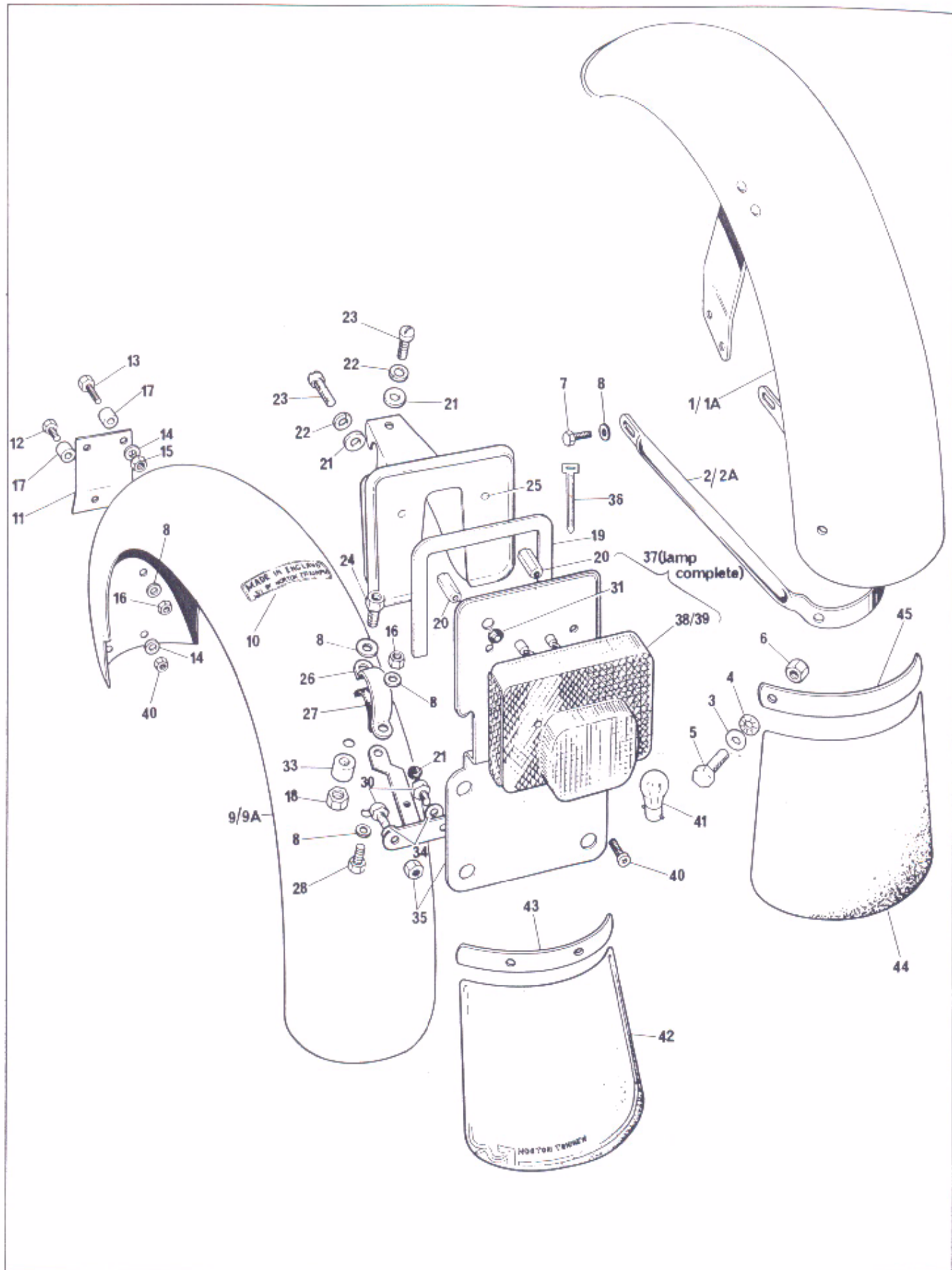
<i>Ref. No.</i>	<i>Part No.</i>	<i>Maker's or Superseded Part No.</i>	<i>Description</i>	<i>Quantity</i>	<i>Bin No.</i>
1	06-6330-092		Cover, Battery, Roadster/Hi-Rider, Black	1
1A	06-6330-152		Cover, Battery, Roadster, Red	1
1B	06-6330-163		Cover, Battery, Roadster, White	1
2	06-6329-090		Cover, Battery, Interstate, Black	1
2A	06-6329-150		Cover, Battery, Interstate, Red	1
2B	06-6329-170		Cover, Battery, Interstate, Silver	1
3	06-6329-090		Cover, Battery, Interpol, Black	1
3A	06-6329-160		Cover, Battery, Interpol, White	1
4	06-3504-092		Cover, Oil Tank, Roadster/Hi-Rider, Black	1
4A	06-3504-152		Cover, Oil Tank, Roadster, Red	1
4B	06-3504-163		Cover, Oil Tank, Roadster, White	1
5	06-4136-090		Cover, Oil Tank, Interstate, Black	1
5A	06-4136-150		Cover, Oil Tank, Interstate, Red	1
5B	06-4136-170		Cover, Oil Tank, Interstate, Silver	1
6	06-4136-090		Cover, Oil Tank, Interpol, Black	1
6A	06-4136-160		Cover, Oil Tank, Interpol, White	1
7	06-6388		Decal "Electric Start" Gold	2
7A	06-6390		Decal "Electric Start" Black	2
7B	06-6389		Decal "Electric Start" Silver	2
8	06-2215		Decal "Interpol", Gold	2
8A	06-2214		Decal "Interpol", Black	2
9	06-5097		Decal, "850 Commando", Gold	Interpol Only 2
9A	06-5096		Decal, "850 Commando", Black	
10	06-1686		Grommet, Oil Tank Cover	1
11	14-0103	0700117	Bolt	2
12	60-2320	000012	Washer	2
13	06-3143		Grommet, Battery Cover	1
14	03-4072		Grommet, Battery Cover	1
15	06-6435		Fastener	1
16	06-4067		Retainer	1
17	06-1204		Bracket, Cover Bracket	1
18	14-0301	26947	Nut	2
19	14-0102	26146	Bolt	2
20	60-2320	18315	Washer	2



Seats, Seat Fittings, Grab Rails

Seats, Seat Fittings, Grab Rails

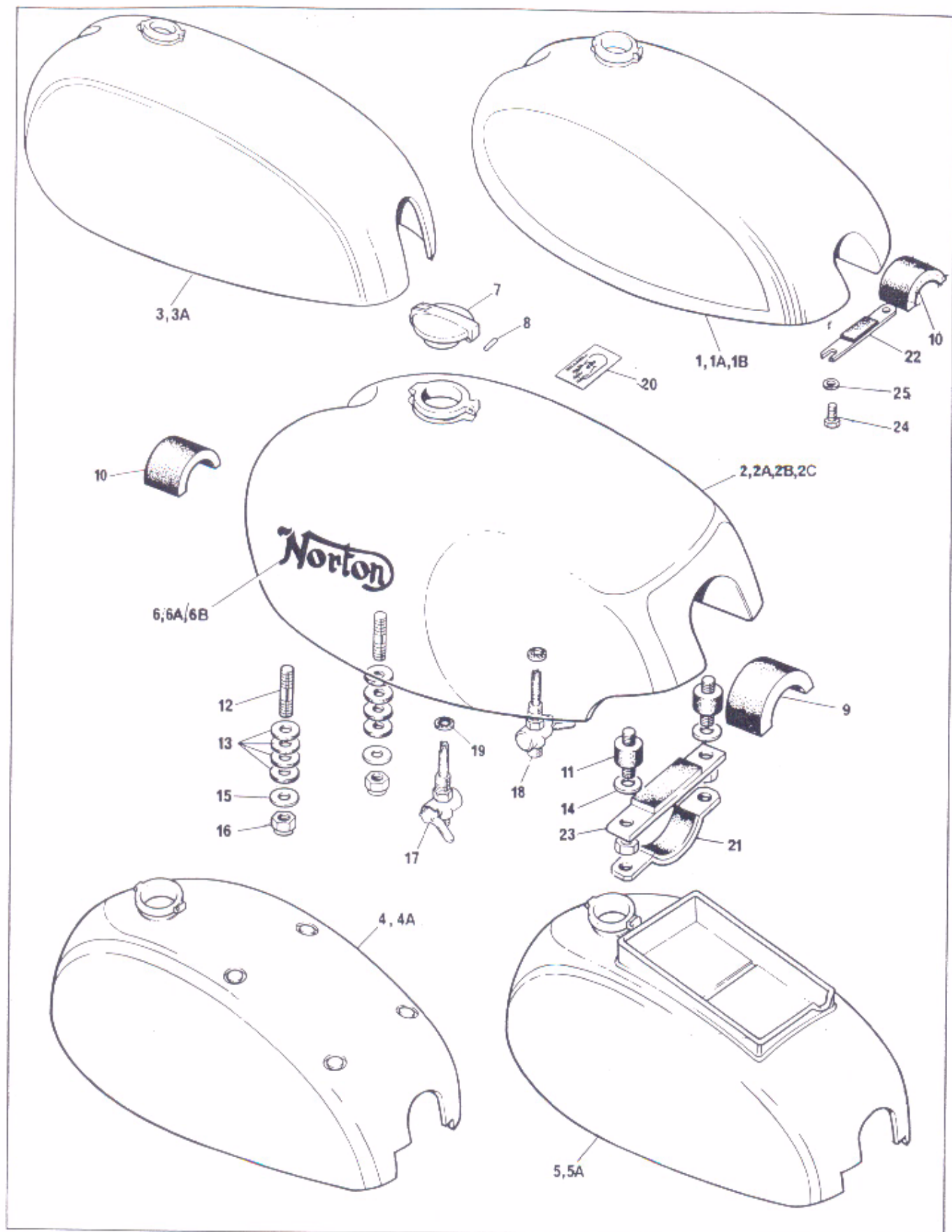
<i>Ref. No.</i>	<i>Part No.</i>	<i>Maker's or Superseded Part No.</i>	<i>Description</i>	<i>Quantity</i>	<i>Bin No.</i>
1	06-5612		Seat, Roadster	1
2	06-5613		Seat, Interstate	1
3	06-6211		Seat, Interpol	1
4	06-6416		Seat, Hi-Rider	1
5	06-7791	NM21852	Buffer, Seat	8
6	06-5617		Bracket, Lock	1
7	60-2391	27758	Washer, Seat Hinge	4
8	06-7963	30802	Screw, Seat, Hinge	4
9	06-6349		Hinge, Seat	1
10	06-6253		Plate, Upper	1
11	06-6254		Cover, Upper Plate	1
12	06-6353		Plate, Lower	1
13	60-2320	18315	Washer	6
14	06-6350		Spacer	1
15	06-7797	22061	Nut	1
16	06-8089	28048	Screw	2
17	06-5626		Collar, Lock	1
18	06-6447		Latch, Lock	1
19	06-5627		Tab Washer, Lock	1
20	06-5621		Lock Assembly	1
21	06-5624		Tab Washer	1
22	06-5623		Check Wire	1
23	60-2391	27758	Washer	2
24	06-5724		Screw	1
25	06-4088		Grab Rail, Hi-Rider	1
26	06-4978		Grab Rail, Roadster/Interstate	1
27	06-2379		Clip, Hi-Rider Only	2
Not illus.	14-0103	0700117	Bolt, Hi-Rider Clip	4
28	06-3798		Clip, Roadster/Interstate	4
29	60-2427	NM25592	Washer, Hi-Rider, Grab Rail	4
Not illus.	60-2347	30858	Washer, Roadster/Interstate	8
30	14-0205	26948	Bolt, Grab Rail	4
31	14-0401	06-2240	Nut	4



Fenders, Mudflaps, Tail Lamp Support

Fenders, Mudflaps, Tail Lamp Support

Ref. No.	Part No.	Maker's or Superseded Part No.	Description	Quantity	Bin No.
1	06-6204		Fender, Front, Stainless Steel	1
1A	06-6281		Fender, Front, Interpol White	1
2	06-2323-100		Stay, Front Fender, Silver	1
2A	06-2323-130		Stay, Front Fender, White	1
3	00-0039	27758	Washer, Plain	4
4	00-0190		Washer, Serrated	2
5	06-0677		Screw	2
6	06-7797	22061	Nut	2
7	06-0357		Bolt	2
8	60-2321	000011	Washer, Plain	7
9	06-3887		Fender, Rear, Stainless Steel	1
9A	06-6365		Fender, Rear, Interpol White	1
10	60-4556		Decal, "Made in England"	1
11	06-2169		Bracket, Fender	1
12	14-0114	22403	Bolt	1
13	14-0105		Bolt	2
14	60-2320	000012	Washer	4
15	06-0029		Nut	2
16	14-0302		Nut	2
17	06-2170		Spacer	2
18	14-0402		Nut	1
19	06-3733		Beading	1
20	06-3921		Pillar Nut	2
21	00-0039		Washer	3
22	06-7802	22401	Lockwasher	3
23	06-0946		Screw	3
24	06-3926		Screw (Special)	1
25	06-3731		Fairing	1
26	06-1121		Clip Bracket	1
27	06-4220		Rubber	1
28	14-0113		Bolt	1
29	06-3727		Bracket, Support	1
30	14-0102	26146	Bolt, Tail Lamp and Mudflap	2
31	06-4152		Grommet	2
32	06-3724		Mounting	1
33	06-4016		Spacer	1
34	60-2320		Washer, Shakeproof	2
35	14-0301	26947	Nut	2
36	06-2828		Tie, Cable	1
37	06-8028	56513	Lamp, Rear, Type L917	1
38	06-8056	54584930	Lens	1
39	06-8058	54585314	Lens, Germany/Italy	1
40	—	Not Available	Screw, Lens	2
41	99-0542	380	Bulb, 12v 5/21w	1
42	06-6415		Mudflap, Rear	1
43	06-5046		Backing Strip, Rear Mudflap	1
44	06-5225		Mudflap, Front	1
45	06-5226		Backing Strip, Front Mudflap	1



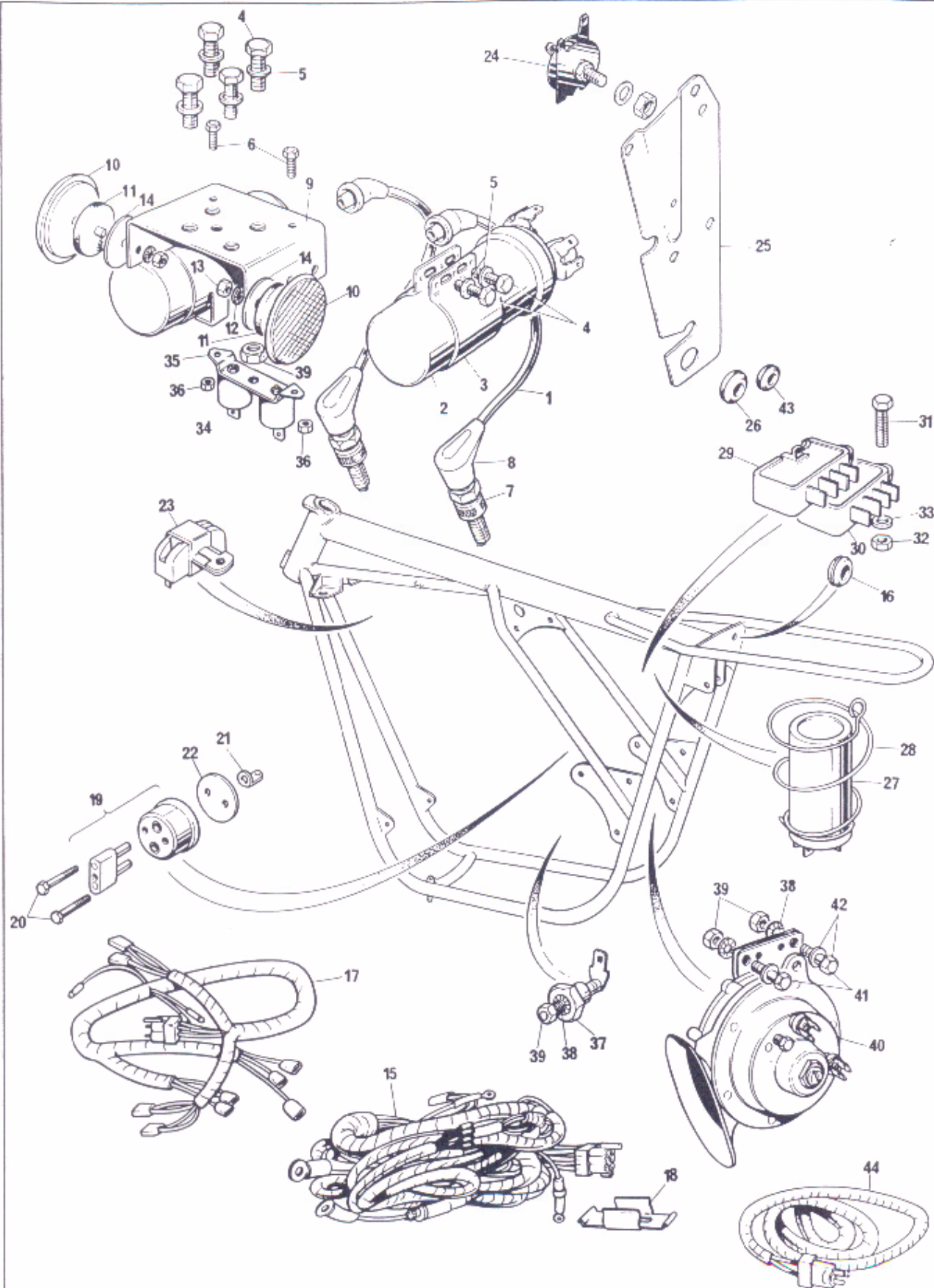
Fuel Tanks and Fittings

Fuel Tanks and Fittings

30

Ref. No.	Part No.	Maker's or Superseded Part No.	Description	Quantity	Bin No.
1	06-5364-152		Tank, Interstate, Red	1
1A	06-5364-172		Tank, Interstate, Silver	1
1B	06-5364-092		Tank, Interstate, Black	1
1C	06-5364-130		Tank, Interstate, White	1
2	06-2701-152		Tank, Roadster, Red	1
2A	06-2701-092		Tank, Roadster, Black	1
2B	06-2701-163		Tank, Roadster, White	1
3	06-2371-092		Tank, Hi-Rider, Black	1
4	06-2224-090		Tank, Interpol with Pommels, Black	1
4A	06-2224-130		Tank, Interpol with Pommels, White	1
5	06-1764-090		Tank, Interpol with Recess, Black	1
5A	06-1764-130		Tank, Interpol with Recess, White	1
6	06-4880		Decal, "Norton", Gold	1
6A	06-4882		Decal, "Norton", Silver	1
6B	06-4881		Decal, "Norton", Black	1
7	06-0681		Cap, Filler	1
8	06-0882		Pin, Filler Cap	1
9	06-2567		Rubber, Thick (Roadster)	1
10	02-6359		Rubber, Thin (Interstate/Hi-Rider)	2
11	06-0622		Mounting, Rubber, (Roadster)	2
12	06-3215		Stud	2
13	06-0648		Washer, Rubber (10 Hi-Rider)	8
14	60-2320	00-0012	Washer	2
15	01-4999		Washer	2 *
16	06-3123		Nut, Self Locking	4 *
17	60-4511		Tap, Fuel	1
18	60-4512		Tap, Fuel, Reserve	1
19	06-5329		Washer, Sealing	2
20	06-6179		Decal, Gear Pattern	1
21	06-3239		Strap, Fuel Tank, Hi-Rider	1
22	06-3239		Strap, Fuel Tank, Interstate/Interpol	1
23	06-3121		Strap, Fuel Tank, Roadster	1
24	14-0113		Bolt, Tank Strap	2
25	06-7700	NM18202	Washer, Tank Strap	2
Not Illus.	06-5831		Cap, Filler, Lockable	1
	06-3120		Rubber	1
	21-2109		Stud	2

* 4 for Roadster

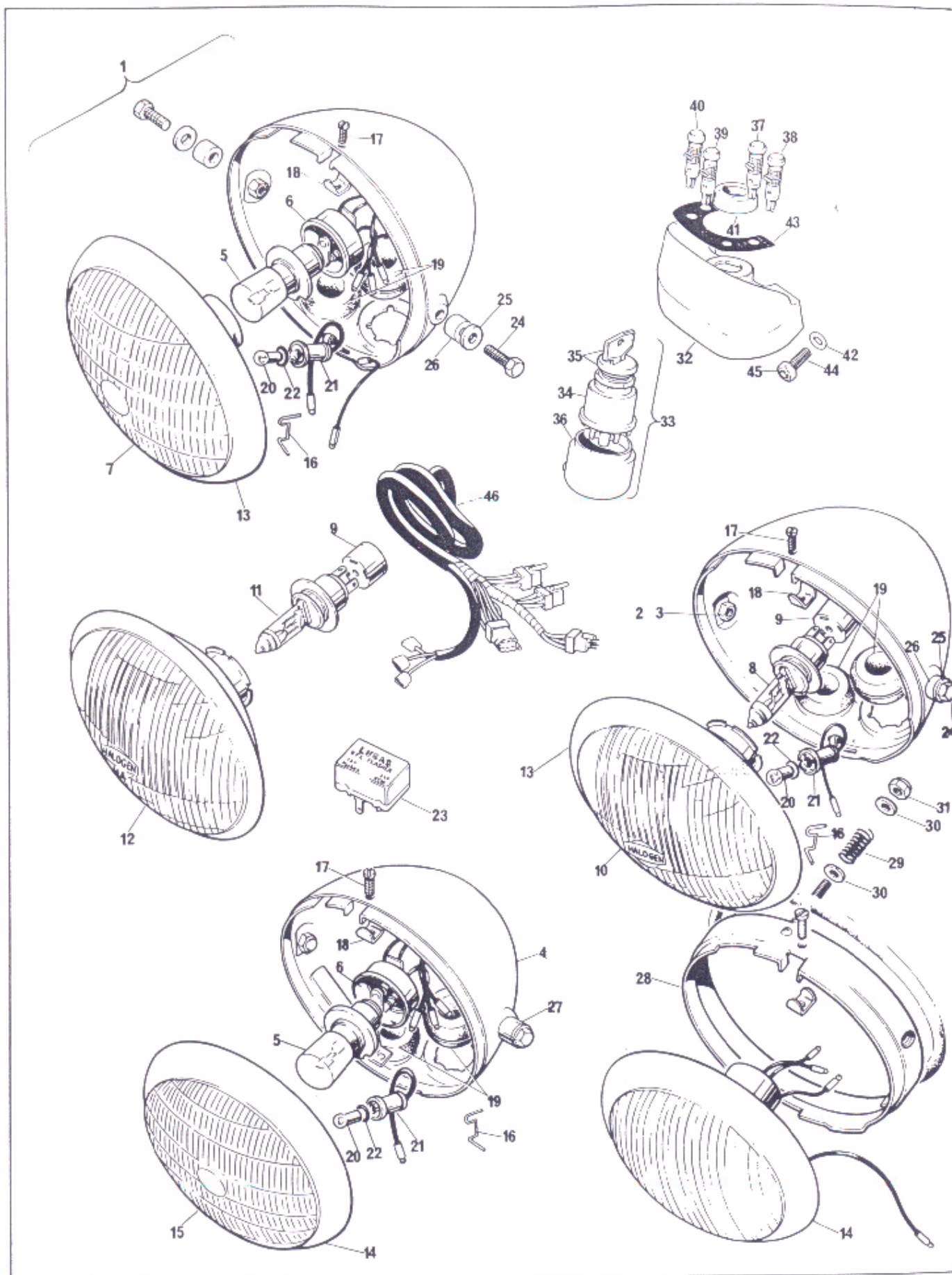


Basic Electric Equipment

Basic Electric Equipment

31

<i>Ref. No.</i>	<i>Part No.</i>	<i>Maker's or Superseded Part No.</i>	<i>Description</i>	<i>Quantity</i>	<i>Bin No.</i>
1	06-2263		Lead H.T.	2
2	99-0576	45222A	Coil with Clip (Type 17M6)	2
3	99-1151	54419974	Clip	2
4	14-0603	0700117	Bolt	8
5	60-2320	00-0012	Washer	9
6	06-7950	25607	Bolt	2
7	06-2348		Spark Plug N7Y	2
8	03-2221		Cap, Spark Plug	2
9	06-2577		Bracket, Coil	1
10	99-1161	57183A	Reflector, Amber	2
11	06-0648		Rubber	2
12	06-7802	22401	Washer	2
13	00-0008	M1002/15E	Nut	2
14	01-4999		Washer, Large Plain	2
15	06-6396		Harness, Main	1
16	01-9490		Grommet	1
17	06-6242		Harness, Ignition	1
18	06-6139		Clip, Spring	6
19	06-2666		Plug/Socket	1
20	06-2722		Screw	2
21	06-3041		Terminal, Accessory Socket	1
22	06-3025		Washer, Insulating	1
23	06-2098	47225A	Ballast Resistor 3BR	1
24	06-5916	49181	Rectifier (Type 2DB 406)	1
25	06-4974		Bracket, Rectifier	1
26	06-7655	NM15689	Grommet	1
27	99-0737	54170009	Capacitor 2MC	1
28	06-1628		Spring	1
29	06-6393		Control Unit, Warning Light	1
30	06-6392		Operating Unit, Headlamp CANADA ONLY	1
31	06-7804	22470	Bolt	2
32	06-7797	22601	Nut	2
33	60-2391	27758	Washer	2
34	99-1043	54420128	Capacitor	2
35	99-1160	54418526	Plate, Base	1
36	06-7797	22061	Nut	2
37	99-0590	49345	Zener Diode	2
38	01-5306		Washer	5
39	14-0301	26947	Nut	3
40	03-2010	54068152	Horn	1
41	14-0105		Bolt, Horn	2
42	60-2320		Washer	2
43	03-4072		Grommet	1
44	06-6033		Harness, Front Brake	1
Not illus.	06-6625		Switch Master, CANADA	1



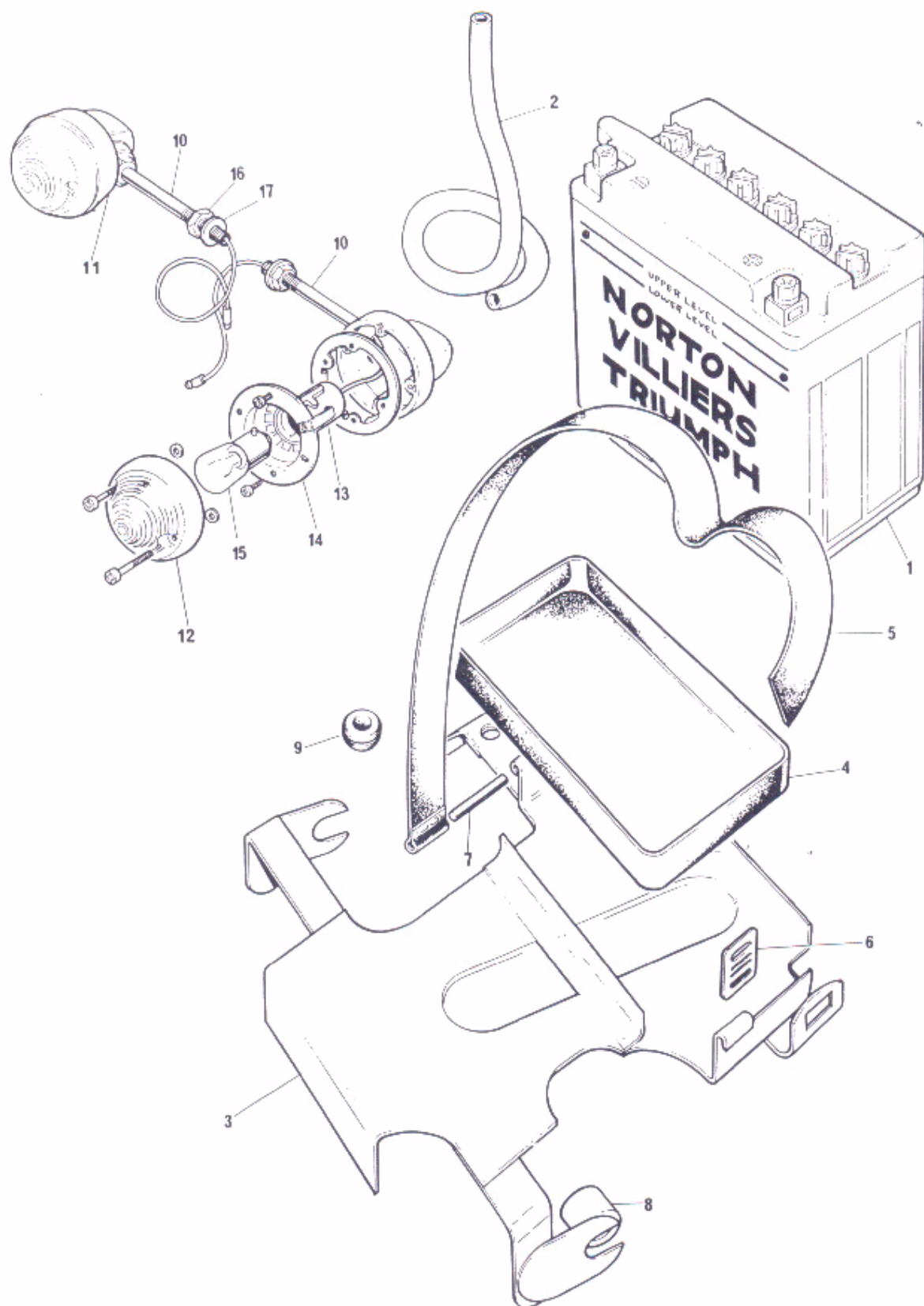
Console and Headlamps

Console and Headlamps

32

Ref. No.	Part No.	Maker's or Superseded Part No.	Description	Quantity	Bin No.
1	06-6142	60867A	Headlamp USA. Type SS700P	7 in. 1
2	06-6143	60868A	Headlamp UK. Type SS700P	7 in. 1
3	06-6141	60869A	Headlamp Continental, Type SS700P	7 in. 1
4	06-6362		Headlamp Hi-Rider U.S.A. Type MCH66	5 1/4 in. 1
5	99-1214	370	Bulb, Main U.S.A.	1
6	99-0694	554602	Bulbholder, Main U.S.A.	1
7	99-1249	54525927	Light Unit, U.S.A.	1
8	06-8021	463	Bulb, Main U.K. Quartz Halogen	7 in. 1
9	06-8033	553738	Adaptor, Main Bulb, Quartz Halogen	Lamp 1
10	06-8052	54526114	Light Unit U.K.	1
11	06-8022	472	Bulb Main, Continental Quartz Halogen	1
12	06-8053	54526323	Light Unit, Continental	1
13	99-0692	553248	Rim	1
14	99-0691	534343	Rim	5 1/4 in. 1
15	99-1212	54525272	Light Unit, Hi-Rider U.S.A.	Lamp 1
16	99-0683	504665	Wire, Reflector Fixing	6
17	99-1189	144921	Screw, Rim Fixing	1
18	99-0690	534296	Plate, Rim Fixing	1
19	06-8042	862217	Grommet	2
20	99-0548	989	Bulb, Pilot	1
21	99-1213	54573590	Bulbholder, Pilot	1
22	06-8190	554354	Ring, Pilot Bulbholder	1
23	99-1201		Flasher Unit	1
24	99-1157	54115106	Screw, Lamp Fixing	2
25	14-3086	1430086	Washer, Lamp Fixing	2
26	06-6547		Spacer, Headlamp 7 in.	2
27	06-6571		Spacer, Headlamp 5 1/4 in.	2
28	06-5839		Ring, Headlamp Mounting	2
29	06-5939		Spring, Headlamp Mounting	Cafe 6
30	06-8108	29143	Washer	Racer 12
31	06-6047		Stiff Nut	Model 6
32	06-5719		Console	1
33	12-1015		Switch, Master, with Lock	1
34	06-6395	30552	Switch Only	1
35	03-3044		Lock and Key	1
36	—		Cover, Switch	*
37	06-6408		Light, Warning, Amber	1
38	06-6409		Light, Warning, Green	1
39	06-6410		Light, Warning, Blue	1
40	06-6411		Light, Warning, Red	1
41	60-4335		Cover	1
42	60-2320		Washer	2
43	06-5722		Decal	1
44	06-6541		Stud, Console	2
45	14-0301	26947	Nut, Console	2
46	06-6438		Harness, Headlamp	1
Not illus.	06-6677		Clip	4

* Not available separately



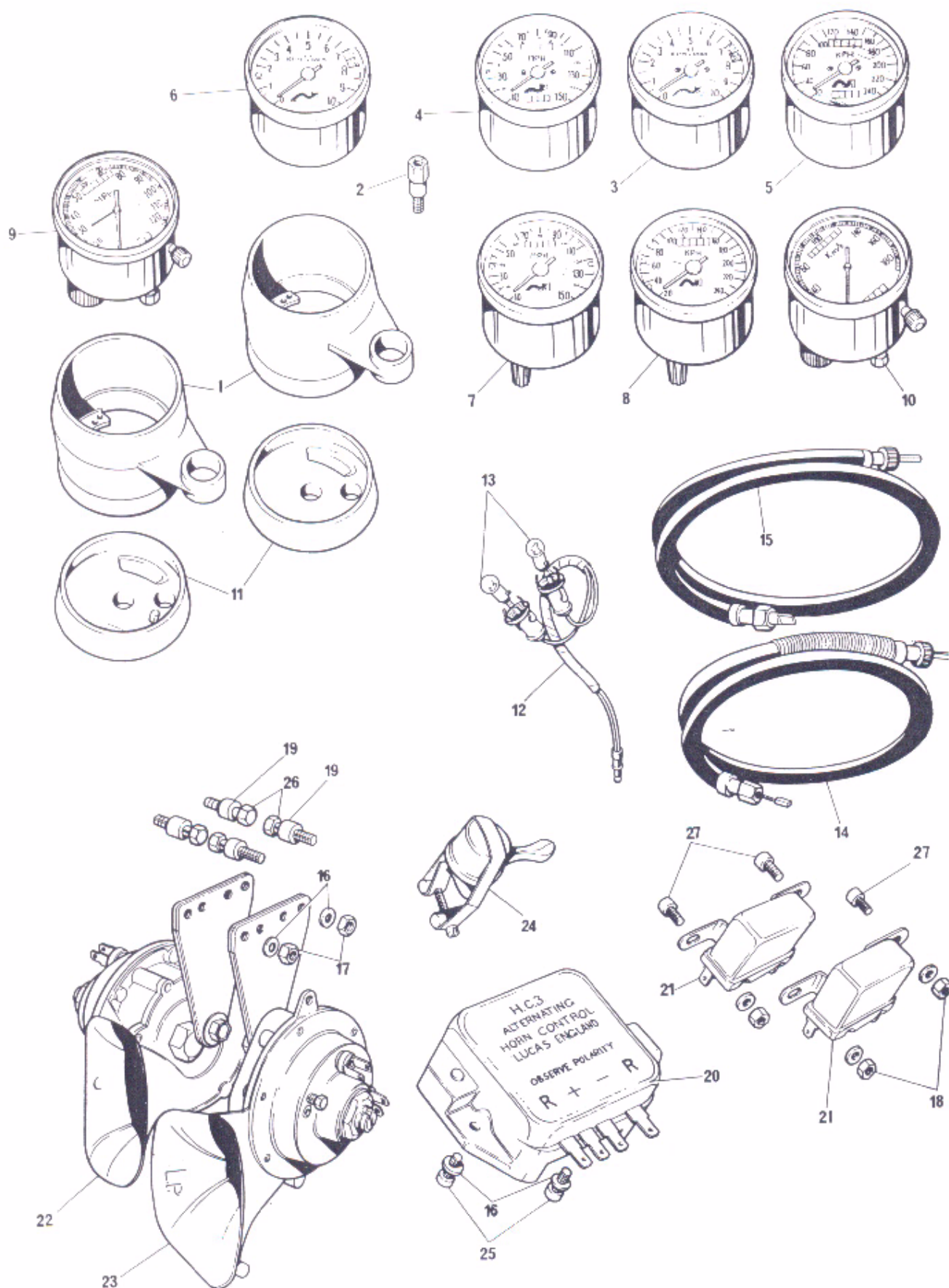
Batteries, Battery Tray, Direction Indicators

Batteries, Battery Tray, Direction Indicators

GROUP

33

<i>Ref. No.</i>	<i>Part No.</i>	<i>Maker's or Superseded Part No.</i>	<i>Description</i>	<i>Quantity</i>	<i>Bin No.</i>
1	06-3300	12N14-3A	Battery	1
1A	06-6515	YB-14-L	Battery, Heavy Duty (U.S.A.)	AR
2	06-3227		Tube, Breather	1
3	06-6268		Tray, Battery, Metal	1
4	06-4082		Tray, Battery, Rubber	1
5	06-4070		Strap, Battery	1
6	06-4064		Buckle	1
7	06-4065		Pin	1
8	06-1650		Spacer	1
9	06-0811		Grommet	1
10	99-1237	60600091	Mounting, Indicator Lamp	4
11	99-1190	56147	Lamp, Indicator	4
12	99-1191	54581638	Lens	4
13	06-8055	54580322	Bulbholder	4
14	06-8038	573832	Interior Assembly	4
15	99-1192	382	Bulb	4
16	14-0304	20948	Nut	2
17	60-2430		Washer	2
Not Illus.	06-2329		Kit, Direction Indicator	1
Not Illus.	14-0105	87-2810	Bolt, Battery Tray/Airbox	2
Not Illus.	14-0301	26947	Nut, Battery Tray/Airbox	2



Speedometer, Tachometer, Drive Cables,
and Police Horns

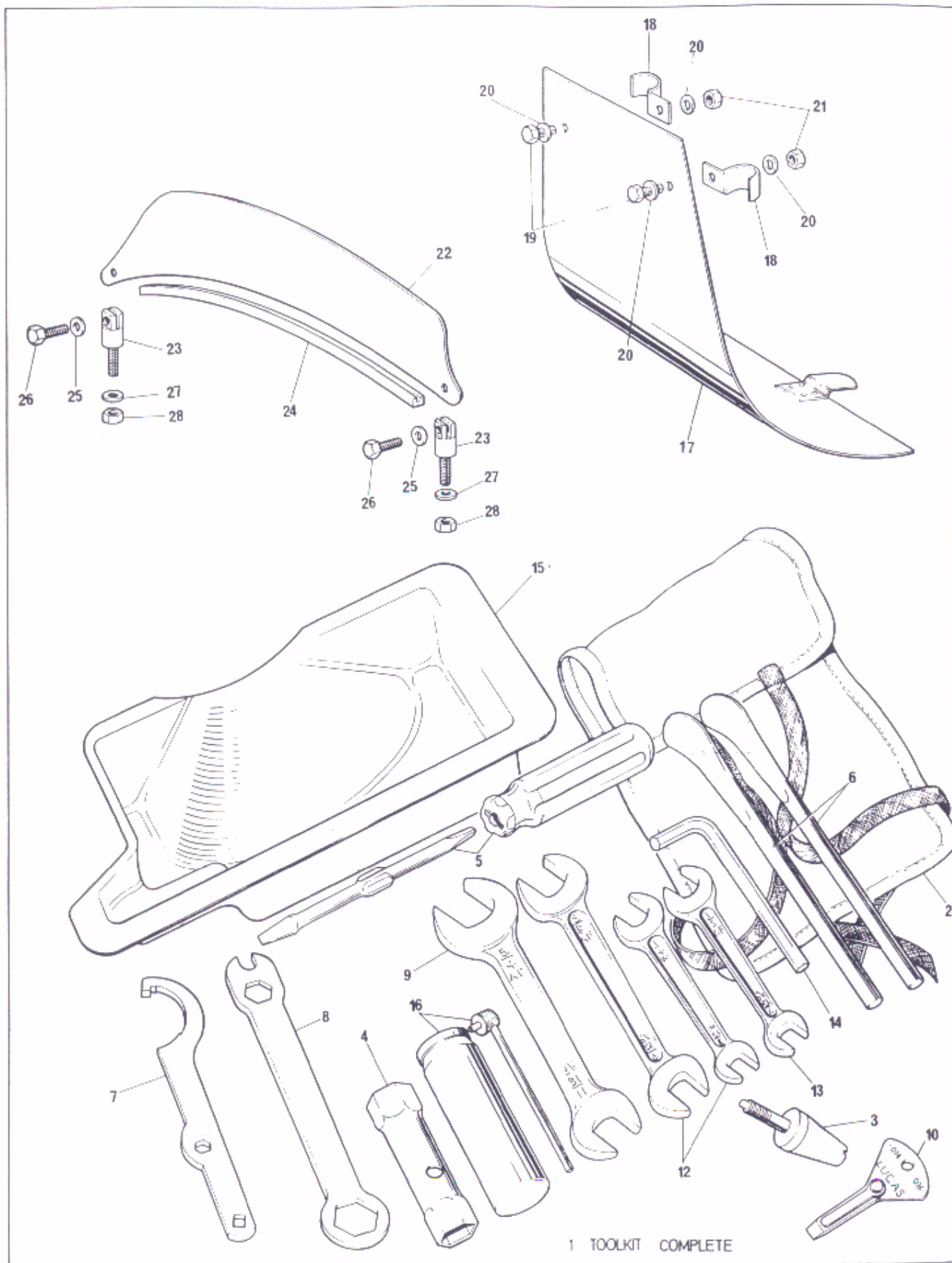
Speedometer, Tachometer, Drive Cables, and Police Horns

GROUP

34

Ref. No.	Part No.	Maker's or Superseded Part No.	Description	Quantity	Bin No.
1	06-4144		Case, Instrument	2
2	06-1281		Extension Bolt, Smiths Instruments	4
3	06-5874		Tachometer, Veglia/Interstate	1
4	06-5875		Speedometer, Veglia, MPH. Interstate	1
5	06-5876		Speedometer, Veglia, KPH. Interstate	1
6	06-5643		Tachometer, Smiths, Roadster	1
7	06-5638		Speedometer, Smiths, MPH. Roadster	1
8	06-5645		Speedometer, Smiths, KPH. Roadster	1
9	06-3017		Speedometer, Certified, MPH. (Police)	1
10	06-2229		Speedometer, Certified, KPH. (Police)	1
11	06-5108		Cover, Instrument Case	2
12	06-2086		Bulbholder, Speedometer, with Bulb and Lead	1
13	19-1167	L643	Bulb, Speedometer and Tachometer	1
14	06-7904	NM25087	Cable, Speedometer Drive	1
15	06-1118		Cable, Tachometer Drive	1
16	00-0039		Washer	7
17	14-0301		Nut	2
18	06-7797		Nut	5
19	06-0694		Spacer	4
20	99-1231	60933008	Control	1
21	99-1227	33213	Relay, Type 6RA	2
22	99-1229	54068189	Horn, Type 9H	1
23	99-1230	54068190	Horn, Type 9H	1
24	99-1232	31482	Switch	1
25	06-7962	30865	Screw	2
26	14-0105	NM26948	Bolt	4
27	06-7963	30802	Screw	3

Police Only
Alternating
Horns



Toolkit, Skid Plate and Front Number Plate

Toolkit Skid Plate and Front Number Plate

35

<i>Ref. No.</i>	<i>Part No.</i>	<i>Maker's or Superseded Part No.</i>	<i>Description</i>	<i>Quantity</i>	<i>Bin No.</i>
1	12-1012		Kit, Tool Complete	1
2	01-7253		Bag, Tool	1
3	06-1359		Tool, Oil Seal Guide	1
4	06-4019		Spanner, Box (.83 in. AF. x 76 in. AF.)	1
5	06-2551		Screwdriver	1
6	06-5751		Lever	2
7	06-4018		Spanner, "C" (Suspension Unit, C.B. Tappets)	1
8	06-4020		Spanner, Ring/Open Ended	1
9	06-0823		Spanner, Open Ended, $\frac{11}{16}$ in x $\frac{3}{4}$ in. AF.	1
10	02-4365		Gauge	1
11	01-7052		Spanner	1
12	06-0822		Spanner	1
13	06-0821		Spanner	1
14	06-4548		Key	1
15	06-5616		Tray, Tool	1
16	06-6226		Chainspray	1
17	06-2401		Skidplate	AR
18	06-2404		Clip	AR
19	14-0113		Bolt	AR
20	60-2321	000011	Washer	AR
21	14-0302		Nut	AR
22	01-1835		Plate, Number	AR
23	01-1836		Stanchion	AR
24	06-7720	NM18755	Beading	AR
25	06-7577	NMT2221	Washer	AR
26	00-0861		Screw	2
27	60-2320	00-0012	Washer	2
28	00-0005		Nut	1