



REPLACEMENT PARTS CATALOGUE

**FOR
1976-1977**

**BONNEVILLE 750
TIGER 750**

PART NO. 99-2257 (REVISED AUGUST 1976)



01527 454158
sales@classicbikeshop.co.uk
www.classicbikeshop.co.uk


Classic Motorcycle Parts for BSA, Triumph, Norton, AMC, Matchless and More.

Spares include Exhausts, Silencers, British and Custom Seats, Brake and Wheel Components, Lucas Equipment, Cafe Racer Parts, Engine and Frame Parts and thousands more items.



Classic Bike Shop Ltd is a long established business with its roots dating back to the 1950's. Based in Redditch Worcestershire. We provide an online mail order service supplying classic motorcycle parts directly to customers both locally and worldwide. We have an extensive range of classic bike parts and spares for Triumph, BSA, Norton, AMC, Matchless models and other vintage bikes. We also have a section on the website for cafe racers, bobbers and custom bikes if you are looking for something a little different to get that unique look.





REPLACEMENT PARTS CATALOGUE

1976-1977

BONNEVILLE 750 TI40V

TIGER 750 TR7RV

INTRODUCTION

ENGINE AND FRAME NUMBERS

The engine number is located on the left side of the engine, immediately below the cylinder barrel to crankcase flange.

The frame number is located on the left side of the frame headlug, beneath the fork top lug and forward of the gasoline tank.

Both the engine and frame number should be quoted in full in any correspondence relating to the machine.


©

COPYRIGHT

All rights reserved. No part of this publication may be reproduced without permission.

INDEX

	Page		Page
AIR CLEANER	69	KICKSTARTER	37
ALTERNATOR	9, 41	MANIFOLD	17
AUTO-ADVANCE UNIT	31	MOTOR PLATES	47
BATTERY CARRIER	85	MOTOR TORQUE STAY	47
BRAKE SWITCH	83	MUFFLERS	49
BREATHER PIPES	43		
CAMSHAFT, INLET AND EXHAUST	9	OIL PUMP	15
CARBURETOR	27, 29	OIL PIPES	43
CENTRE STAND	43	OIL PRESSURE RELEASE VALVE	15
CHAINS	41		
CHAINCASE	41	PISTONS, OVERSIZE AND RING SETS	7
CLUTCH	39	PISTONS	9
CLUTCH LEVER ASSEMBLY	37	PROP STAND	43
COIL	83	PUSH RODS	19, 21, 23, 25
CONDENSERS	83		
CONNECTING RODS	9	REAR WHEEL	61
CONTACT BREAKER	31	RECTIFIER	83
CONTROL CABLES	77	ROCKERS	19, 21, 23, 25
CONTROL LEVERS	75		
CRANKCASE	11, 13	SIDE PANEL	69
CRANKSHAFT	9	SPARK PLUG	83
CYLINDERS	19, 21, 23, 25	SPEEDOMETER	81
CYLINDER HEAD	19, 21, 23, 25	SPEEDOMETER GEARBOX	61
		SUSPENSION UNITS	45
EXHAUST PIPES	49	SWINGING FORK	45
		SWITCHES	75, 85
FENDERS	71	SERVICE TOOLS	90
FLASHERS	85		
FOOTRESTS	47	TABLE OF STANDARD HARDWARE	88, 89
FRAME	43	TACHOMETER	81
FRONT BRAKE	57, 59	TACHOMETER GEARBOX	81
FRONT FORKS	51, 53	TAIL LAMP	73
FRONT WHEEL	55	TAPPETS	17
		TIMING GEARS	9
GASKET SETS	7	TOOLKIT	79
GAS TANK	67	TWIN SEAT	67
GEARBOX	33, 35, 37		
HANDLEBAR	75	VALVES	19, 21, 23, 25
HEADLAMP	85	VALVE GUIDES	19, 21, 23, 25
HORN	83	VALVE GUIDE SETS	7
		WIRING HARNESS	87
		ZENER DIODE	83



BONNEVILLE 750 (T140V), TIGER 750 (TR7RV) TECHNICAL DATA

		TR7RV	T140V
Compression ratio, U.S.A.		8.6 : 1	8.6 : 1
Compression ratio, UK and Europe		7.9 : 1	7.9 : 1
Spark plugs		Champion N3	Champion N3
Carburetor		Amal Concentric 930	2 Amal Concentric 930
	Main jet	270	190
	Needle jet	.106	.106
	Throttle valve	No. 3	No. 3
Gearbox sprocket		20 teeth	20 teeth
Chains	Front	3/8 Triplex x 84 links	3/8 Triplex x 84 links
	Rear	5/8" x 3/8" x 107 links	5/8" x 3/8" x 107 link
Capacities	Gas Tank	3.6 U.S. galls.	3.6 U.S. galls.
	Oil Tank	4.8 U.S. pints	4.8 U.S. pints
	Gearbox	7/8 pint (500 c.c.)	7/8 pint (500 c.c.)
	Primary Chaincase	1/4 pint (150 c.c.)	1/4 pint (150 c.c.)
	Front Forks (each leg)	1/3 pint (190 c.c.)	1/3 pint (190 c.c.)
Tire size	Front	3.25 x 19	3.25 x 19
	Rear	4.00 x 18	4.00 x 18

HOW TO USE THIS PARTS CATALOGUE

First consult the index on Page 3 for the parts or group of parts which you wish to locate. When you have located the parts make sure from the end columns that the part you have located does apply to your machine.

List the quantities required as single units; do not ask for "2 pairs" or "3 dozen".

In case of painted items always state the color required. Painted parts are available only in the colors or alternatives specified for that model of that particular year.

PLEASE NOTE

THROUGHOUT THIS LIST, ASSEMBLIES ARE PRINTED IN CAPITALS AND THE COMPONENTS INCLUDED IN THAT ASSEMBLY ARE INDENTED IN THE DESCRIPTION COLUMN, REVERTING TO THE ORIGINAL ALIGNMENT WHEN THE ASSEMBLY IS COMPLETE. TO ORDER THE COMPLETE ASSEMBLY IT IS NECESSARY ONLY TO QUOTE THE ASSEMBLY NUMBER. ANY COMPONENT PARTS LISTED MAY ALSO BE OBTAINED SEPARATELY IF REQUIRED.

SPECIAL WORKSHOP TOOLS

A COMPLETE LIST OF WORKSHOP TOOLS CAN BE MADE AVAILABLE BY EITHER CONTACTING YOUR DEALER OR APPLYING DIRECT TO THE TRIUMPH SERVICE DEPARTMENT. IN MOST CASES THESE TOOLS ARE VERY COSTLY AS THEY ARE MADE ENTIRELY FOR WORKSHOP USE, AND THEREFORE, IT IS NOT RECOMMENDED THAT THE PRIVATE OWNER PURCHASES THE TOOLS IN ORDER TO AID SERVICING THE MACHINE ONCE OR TWICE ONLY. IN THESE CIRCUMSTANCES IT IS FAR MORE ECONOMICAL TO GET IN TOUCH WITH A RECOGNISED DEALER.

UNIFIED THREAD FORM

NEW PARTS HAVING THREADED FIXINGS INTRODUCED IN THIS CATALOGUE HAVE THE UNIFIED FORM OF SCREW THREADS. THIS CHANGEOVER WILL BE CONTINUED AS AND WHEN NEW PARTS ARE INTRODUCED. EVEN WHERE PARTS ARE SIMILAR IN APPEARANCE NEW PART NUMBERS WILL BE ALLOCATED TO IDENTIFY THE UNIFIED THREADS. ALL NUTS, BOLTS AND STUDS HAVING THIS THREAD ARE IDENTIFIED BY MARKINGS. BOLTS HAVE A CIRCULAR RECESS IN THEIR HEADS, STUDS A CIRCULAR GROOVE ON THE END, AND NUTS HAVE INTERLOCKING CIRCLES ON THE SIDE.

PARTS SPECIAL TO PARTICULAR MARKETS ARE IDENTIFIED IN 'REMARKS' COLUMN, OTHERWISE PARTS ARE COMMON TO ALL MARKETS.

WHERE MAKERS PART NUMBERS ONLY ARE SHOWN FOR REFERENCE, PARTS MUST BE OBTAINED DIRECT FROM THE MAKERS OR THEIR DISTRIBUTORS.

NOTES

OVERSIZE PISTONS AND RINGS

Piston assembly 8.6 : 1	+0.010	71-3686
Piston assembly 7.9 : 1	+0.010	71-3995
Compression ring	+0.010	71-3691
Scraper ring	+0.010	71-3696
Piston assembly 8.6 : 1	+0.020	71-3687
Piston assembly 7.9 : 1	+0.020	71-3996
Compression ring	+0.020	71-3692
Scraper ring	+0.020	71-3697
Piston assembly 8.6 : 1	+0.040	71-3689
Piston assembly 7.9 : 1	+0.040	71-3998
Compression ring	+0.040	71-3694
Scraper ring	+0.040	71-3699

PISTON RING SETS

Ring set - 76mm	Std.	99-3789
Ring set - 76mm	+0.010	99-3790
Ring set - 76mm	+0.020	99-3791
Ring set - 76mm	+0.040	99-3792

VALVE GUIDE SETS

Valve guide set	Std.	99-3793
Valve guide set	+0.002	99-3794
Valve guide set	+0.004	99-3795
Valve guide set	+0.006	99-3796

GASKET SETS

Decoke		99-3022
Overhaul		99-3023

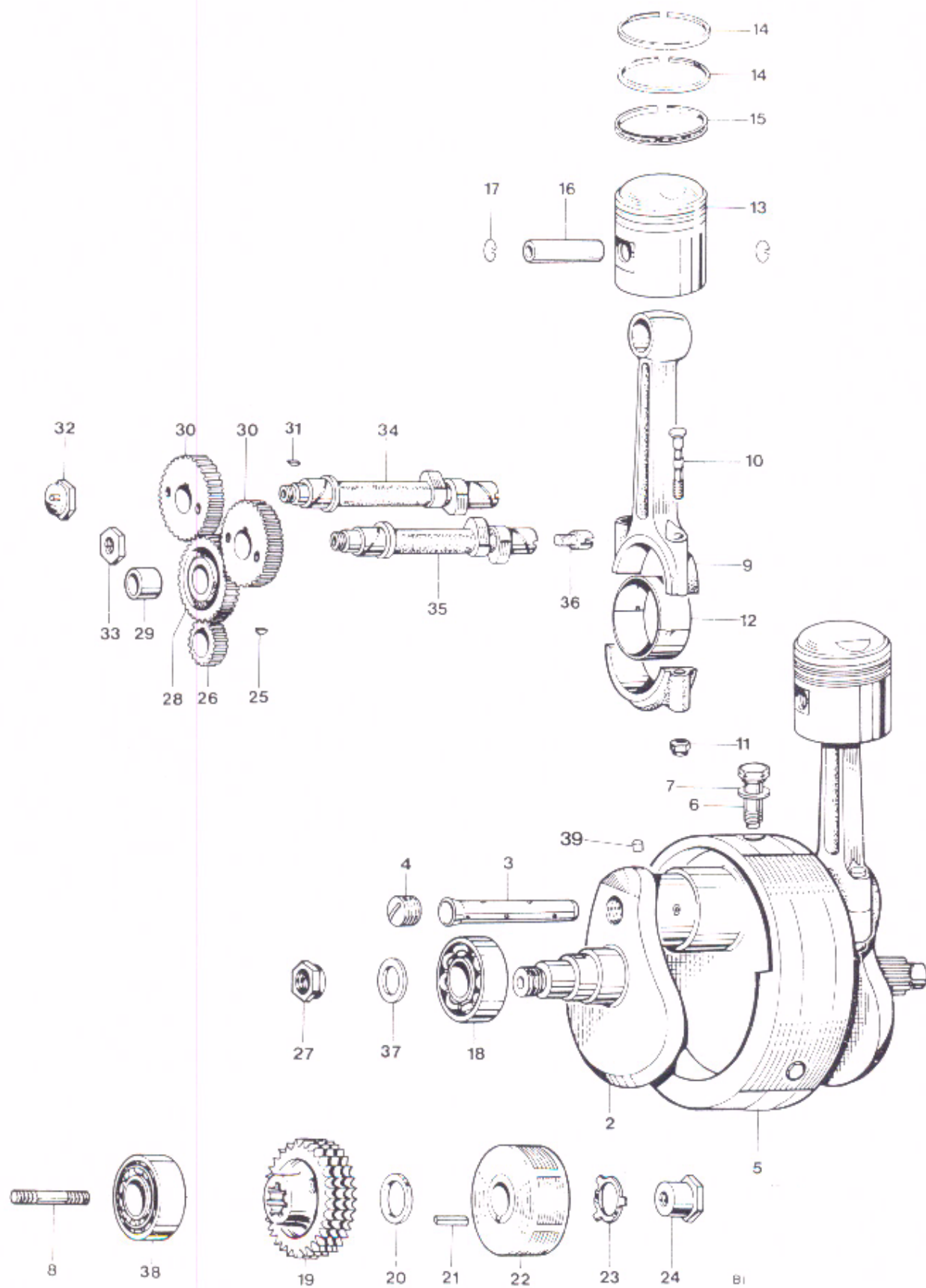


Fig. 1. CRANKSHAFT AND CONNECTING RODS

Ref. No.	Part No.	Description	Quantity	Remarks
1	71-3030	CRANKSHAFT AND FLYWHEEL ASSEMBLY	1	
2	71-3298	CRANKSHAFT C/W. OIL TUBE	1	
3	70-3903	Oil tube	1	
4	71-2800	Screwed plug	1	
5	71-2425	Flywheel	1	
6	*71-3552	Flywheel bolt	3	
7	71-1003	Washer	3	
8	21-2183	Crankshaft stud (1 3/8 in. O.A.)	1	
9	71-3006	CONNECTING ROD	2	
10	70-9914	Connecting rod bolt	4	
11	60-3761	Self locking nut	4	
12	70-3586	Big end bearing (Available in -.010 in. and -.020 in. undersizes)	4	
13	71-3676	PISTON COMPLETE (8.6:1)	2	
13	71-3778	PISTON COMPLETE (7.9:1) Fitted from engine PP78605 Nov. 1976	2	
14	71-3690	Taper compression ring	4	
15	71-3695	Oil control ring	2	
16	71-3354	Gudgeon pin	2	
17	71-3700	Circlip	4	
18	70-3835	Main bearing, right (RHP5/6306)	1	
19	71-3542	Motor sprocket, 29 teeth Triplex	1	
20	71-3544	Distance piece	1	
21	71-0082	Rotor key	1	
22	54202275	Rotor	1	
23	70-3975	Tab washer	1	
24	21-2182	Nut	1	
25	70-1580	Key	1	
26	70-4564	Timing pinion	1	
27	71-2877	Nut	1	
28	70-6159	INTERMEDIATE WHEEL	1	
29	70-0400	Intermediate wheel bush	1	
30	71-3666	Camshaft pinion	2	
31	70-1558	Camshaft key	2	
32	71-1007	Inlet camshaft nut	1	
33	70-6523	Exhaust camshaft nut	1	
34	71-7016	Inlet camshaft	1	
35	71-7017	EXHAUST CAMSHAFT	1	
36	70-9988	Tachometer drive plug	1	
37	70-3300	Clamping washer	1	
38	70-2879	Main bearing, left (RM11L)	1	
39	70-3902	Plug, crankshaft oilway	1	
Not illus.	71-2663	Spacer)	1	
Not illus.	70-8038	Shim (0.010 in.)) Engine sprocket	As reqd.(up to	
Not illus.	71-2660	Shim (0.030 in.))	As reqd.(up to	

*Use 60-0524 Loctite Sealant

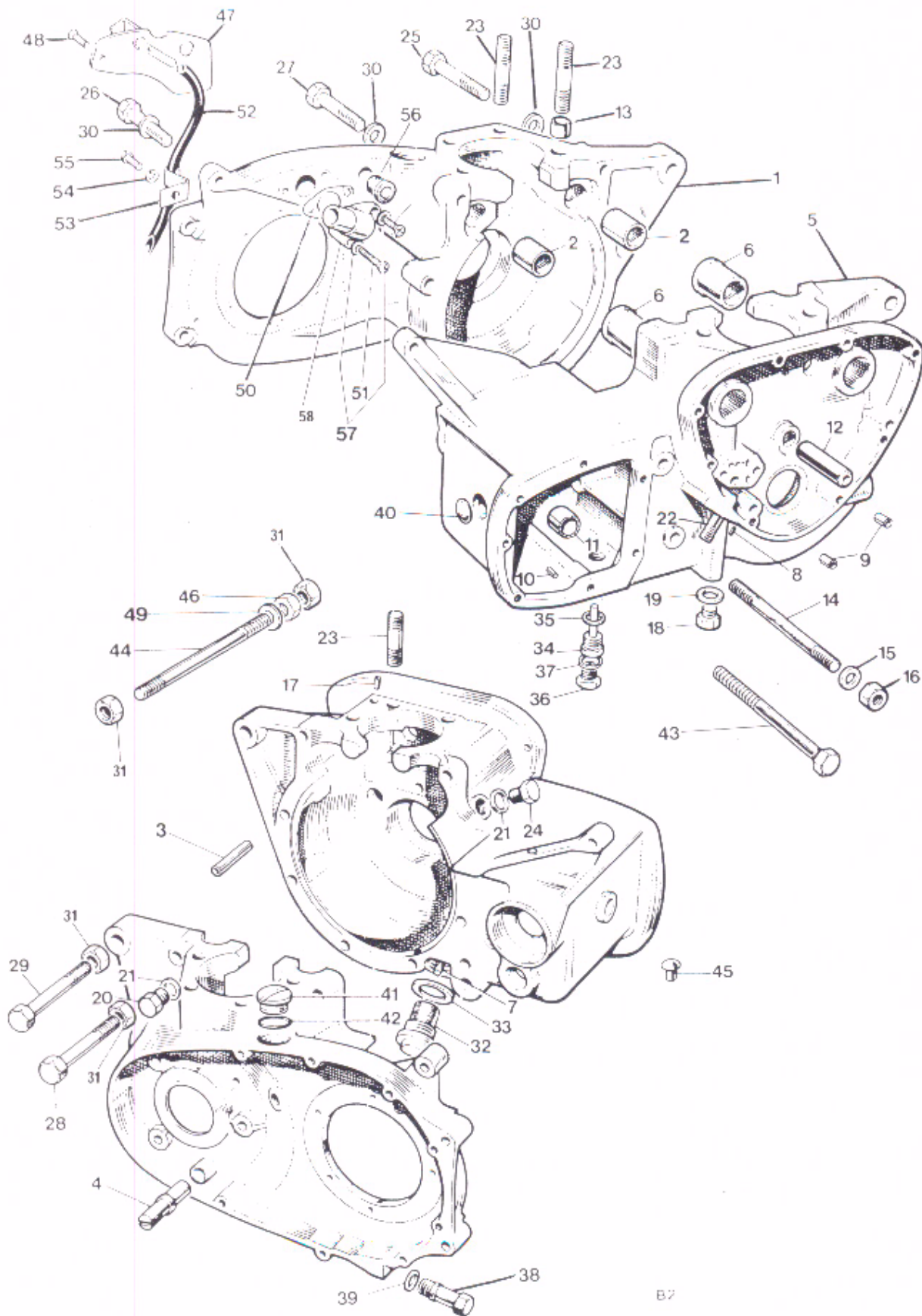


Fig. 2 CRANKCASE

CRANKCASE

Ref. No.	Part No.	Description	Quantity	Remarks
1	*71-7001	CRANKCASE DRIVE SIDE	1	Ref. only
2	71-0287	Camshaft bush L.H.	2	
3	71-3989	Hollow dowel, crankcase joint	1	
4	70-5088	Chain tensioner abutment	1	
5	*71-7002	CRANKCASE TIMING SIDE	1	Ref. only
6	71-0286	Camshaft bush R.H.	2	
7	70-4538	Scavenge pipe	Ref. only	
8	70-6386	Locating peg (at oil pipes)	Ref. only	
9	57-0989	Hollow dowel	2	
10	57-0912	Locating peg (L/S at thrust washer)	1	
11	57-1606	Needle roller bearing, layshaft	1	
12	70-0375	Intermediate wheel spindle	1	
13	70-8751	Hollow dowel, cylinder base	2	
14	14-1445	Stud, rear	1	
15	60-4246	Plain washer	2	
16	14-1303	Nut	1	
17	70-1532	Hollow dowel, tappet oil feed	2	
18	70-9330	Oilway plug	1	
19	82-1880	Copper washer	1	
20	21-1871	Tachometer drive plug (L.H. thread)	1	
21	37-3761	'O' ring, ignition timing hole plug	1	
22	21-1863	Oil pipe stud	1	
23	21-1865	Cylinder stud	4	
23	71-3013	Cylinder stud	4	
24	21-1872	Plug, timing hole	1	
25	21-1870	Bolt, rear	1	
26	14-6220	Bolt, top rear	1	
27	14-6223	Bolt, top front	1	
28	14-0230	Bolt, long - crankcase halves	1	
29	21-1823	Bolt, short - crankcase halves	2	
30	60-2330	Plain washer	10	
31	14-1302	Nut	5	
32	70-9336	Crankcase filter	1	
33	70-8782	Joint washer	1	
34	57-2167	Drain plug (with level tube)	1	
35	57-1257	Fiber washer	1	
36	21-0543	Level plug	1	
37	70-2441	Copper washer	1	
38	57-2259	Drain and adjuster plug	1	
39	70-7431	'O' ring	1	
40	57-1920	Blanking plug	Ref. only	
41	57-2166	Filler plug	2	
42	70-8782	'O' ring	2	
43	14-6242	Bolt, rear - crankcase halves	1	
44	21-0669	Stud, crankcase halves	1	
45	70-7573	Rubber plug	1	
46	14-0402	Nut, exhaust ties	2	
47	71-1072	Breather cover plate assembly	1	
48	71-1075	Screw	1	
49	60-2428	Spring washer	2	
*	71-7021	CRANKCASE TS/DS	1	

*NOTE CRANKCASES ARE SUPPLIED ONLY AS MATCHED PAIRS PART No. 71-7021

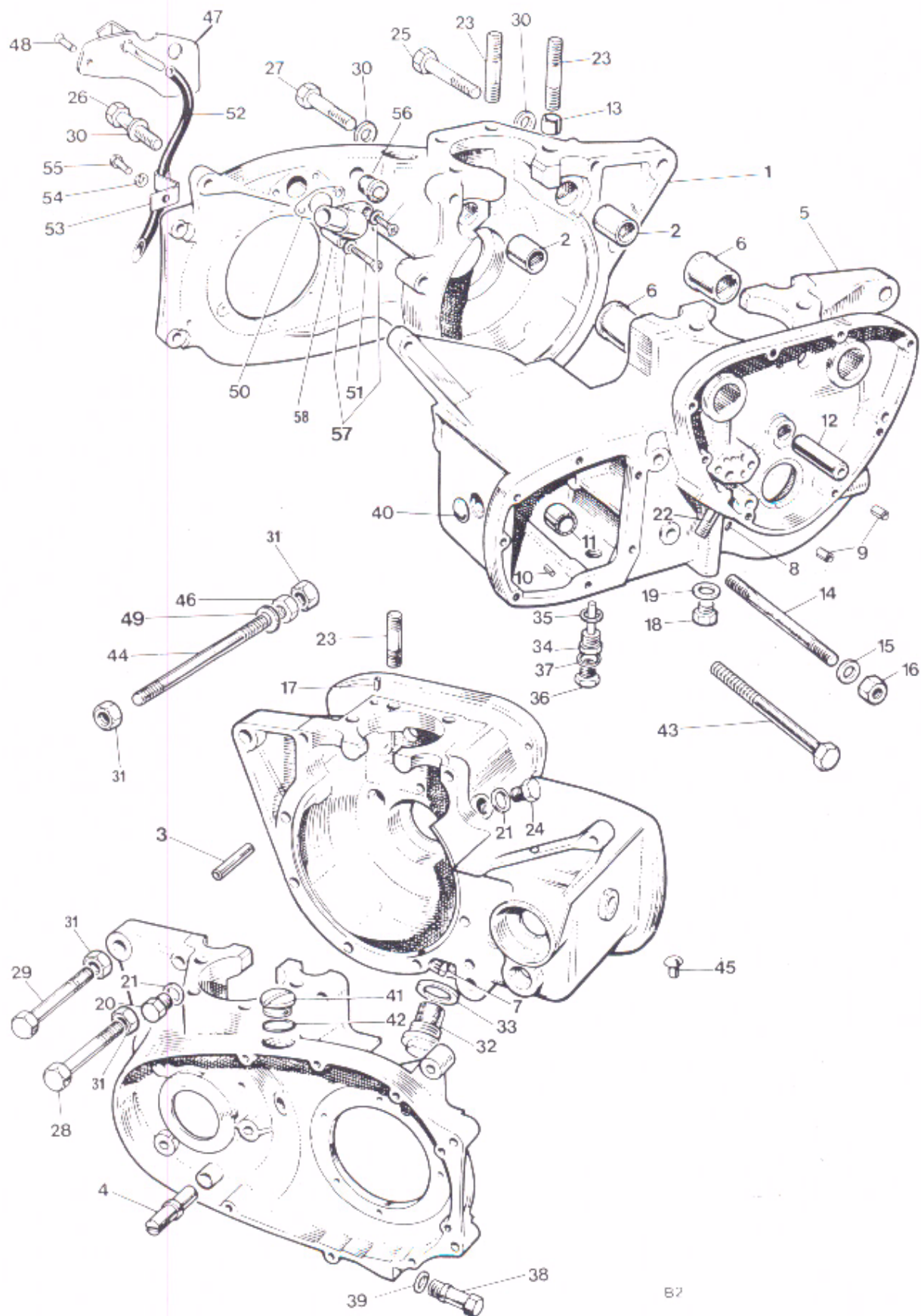


Fig. 2 CRANKCASE

CRANKCASE (continued)

Ref. No.	Part No.	Description	Quantity	Remarks
50	71-1460	Joint washer	1	
51	70-7354	Screw	2	
52	71-1078	Tube, primary chain oiler	1	
53	70-4705	Clip	1	
54	60-4250	Spring washer	1	
55	14-6101	Bolt (7/16 in. U.H.)	1	
56	71-1345	Grommet, alternator leads - external	1	
57	70-6559	Washer, outlet stub screw	2	
58	71- 4044	Outlet stub	1	

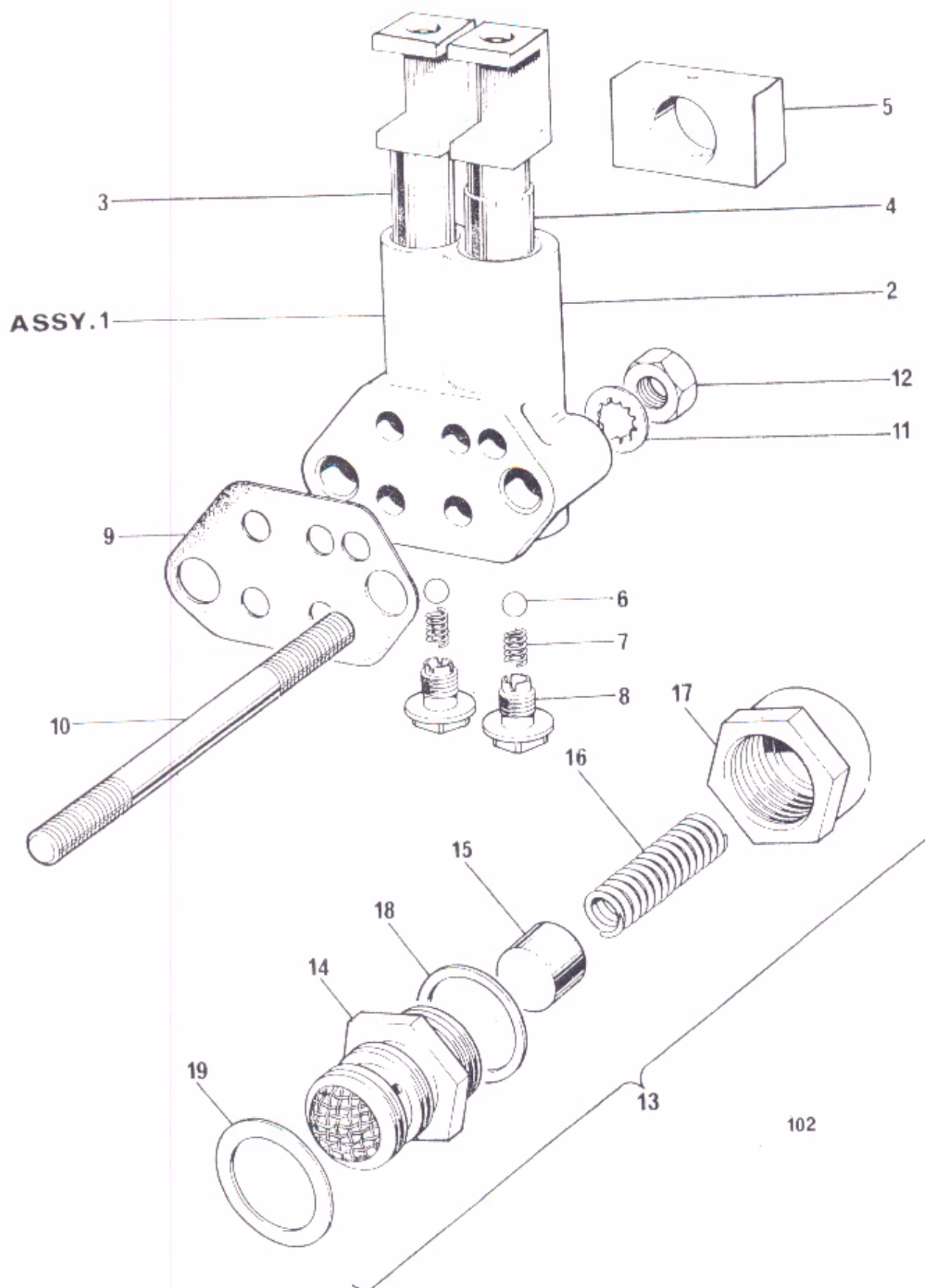


Fig. 3. OIL PUMP AND RELEASE VALVE

OIL PUMP AND RELEASE VALVE

Ref. No.	Part No.	Description	Quantity	Remarks
1	70-9421	OIL PUMP	1	
2	Reference only	Pump body	1	
3	70-9269	Feed plunger	1	
4	70-6681	Scavenger plunger	1	
5	70-0495	Drive block	1	
6	60-2363	Valve ball (7/32 in. dia.)	2	
7	70-0403	Valve spring	2	
8	70-2360	Screwed plug	2	
9	71-3910	Joint washer	1	
10	21-1864	Oil pump stud	2	
11	70-3887	Serrated washer	2	
12	21-1906	Nut	2	
13	71-3447	OIL PRESSURE RELEASE VALVE	1	
14	70-7590	Body	Reference only	
15	70-8752	Piston	Reference only	
16	70-7591	Spring	Reference only	
17	70-6596	Cap	Reference only	
18	70-8754	Joint washer (cap to body)	1	
19	60-3355	'O' ring, release valve to crankcase	1	

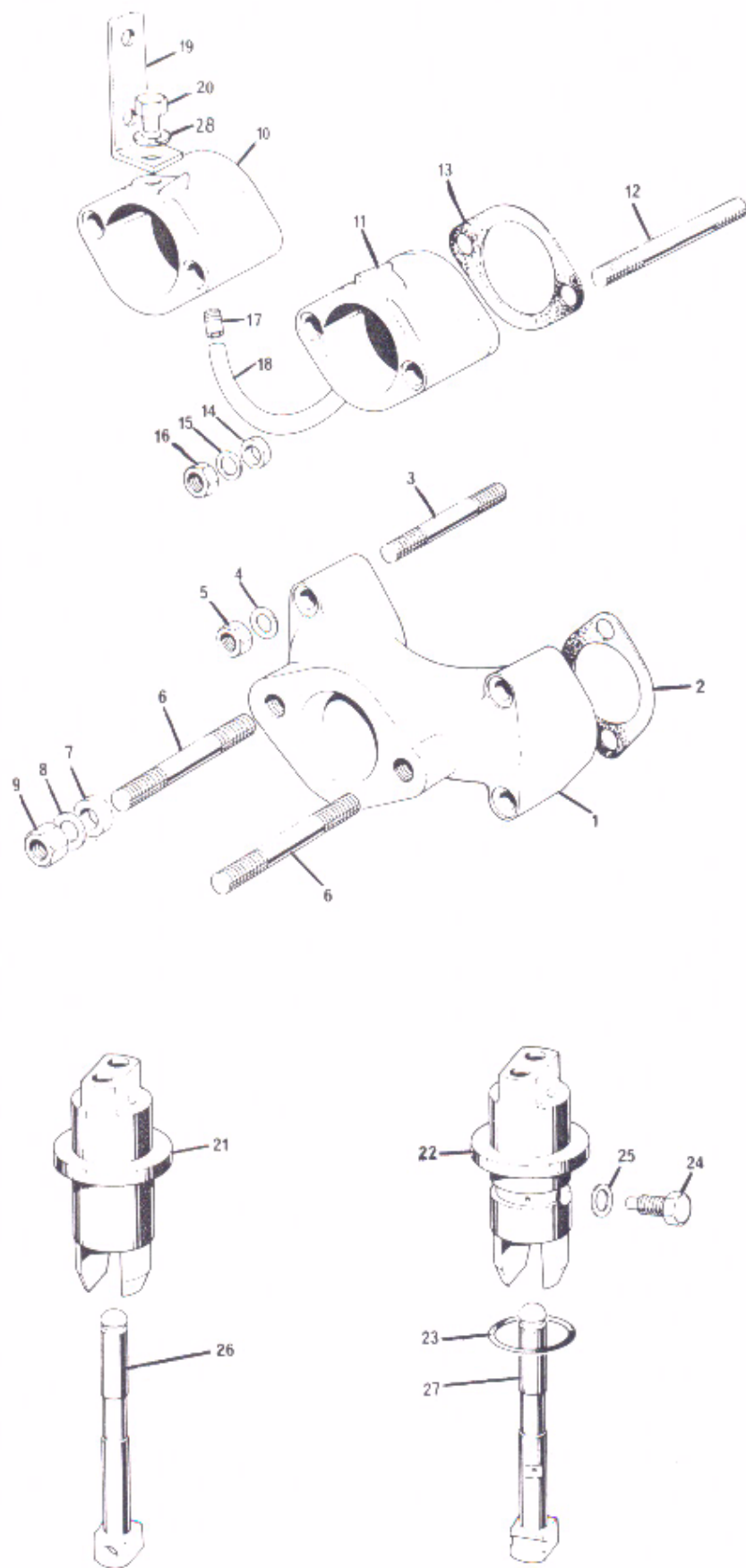


Fig. 4. MANIFOLD AND TAPPETS

MANIFOLD AND TAPPETS

Ref. No.	Part No.	Description	Quantity	Remarks
1	71-3556	Inlet manifold	1	TR7RV
2	70-5660	Joint washer	2	
3	21-1876	Stud	4	
4	60-4248	Washer Manifold to head	4	
5	21-1877	Nut	4	
6	21-1996	Stud	2	
7	70-9554	Insulating ring	2	
8	70-9555	Cup	2	
9	14-1301	Nut	2	
		Carburettor to manifold		
10	71-3339	Inlet manifold - L. H.	1	T140V
11	71-3338	Inlet manifold - R. H.	1	
12	71-2813	Stud	4	
13	71-3573	Joint washer	2	
14	70-9554	Insulating ring	4	
15	70-9555	Cup	4	
16	14-1301	Nut	4	
		Carburettor to manifold and head		
17	71-3313	Connector	2	
18	71-3577	Connector pipe	1	
19	83-4898	Bracket - Air control lever	1	
20	14-6113	Screw, bracket to manifold	1	
21	70-9352	Inlet tappet guide block	1	
22	70-9353	Exhaust tappet guide block	1	
23	70-7563	'O' ring	2	
24	97-0200	Set bolt	2	
25	70-2441	Washer	2	
26	71-7008	Inlet tappet	2	
27	70-8801	Exhaust tappet	2	
28	60-4260	Spring, washer	1	

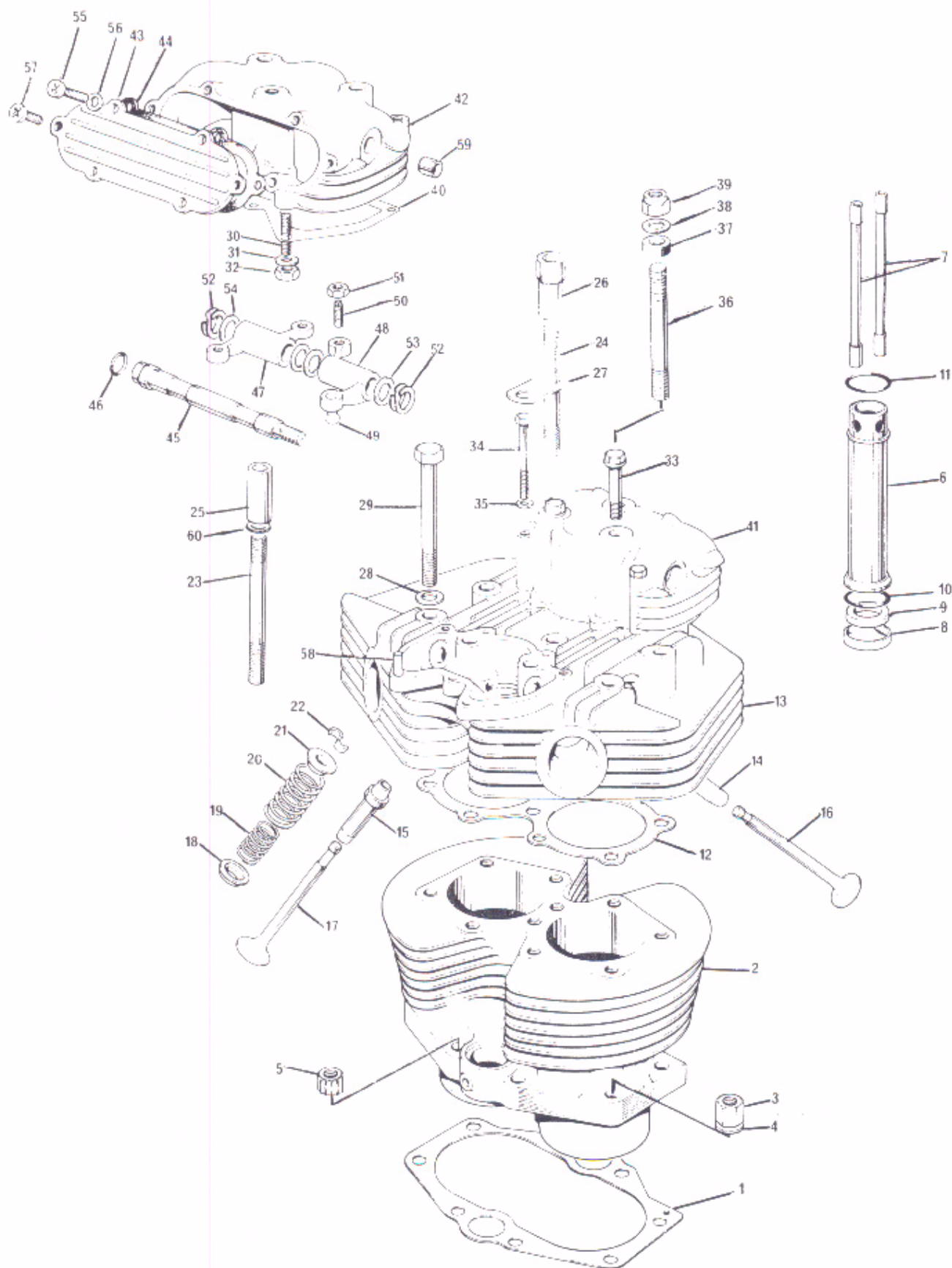


Fig. 5. CYLINDER BLOCK AND HEAD, TR7RV

CYLINDER BLOCK AND HEAD 171RV

Ref.No.	Part No.	Description	Quantity	Remarks
1	70-6309	Cylinder base washer	1	
2	71-4005	Cylinder block	1	
3	21-2177	Cylinder base nut	4	
4	70-3446	Washer	4	
5	21-0692	Cylinder base nut (12 point)	4	
6	71-3329	Push rod cover tube	2	
7	71-3330	Push rod	4	
8	71-1707	Sleeve	2	
9	70-4752	Sealing ring	2	Cover tubes
10	70-7310	'O' ring - bottom	2	
11	71-1283	'O' ring - top	2	
12	71-4619	Cylinder head gasket	1	
13	71-4020	CYLINDER HEAD	1	
14	71-3294	Inlet valve guide	2	
15	71-3295	Exhaust valve guide	2	
16	70-4603	Inlet valve	2	
17	70-2904	Exhaust valve	2	
18	71-3296	Bottom cup	4	
19	70-4221	Inner valve spring	4	
20	70-7400	Outer valve spring	4	
21	70-1543	Top collar	4	
22	71-3748	Split cotter	8	
23	21-2201	Stud - cylinder head (3/8 in.)	4	
24	21-2200	Stud - cylinder head (5/16 in.)	2	
25	21-2204	Socket nut (3/8 in.)	4	
26	21-2205	Socket nut (5/16 in.)	2	
27	71-3553	Bridge plate	1	
28	82-2184	Washer	4	
29	14-0241	Bolt - cylinder head	4	
30	14-1401	Stud - rocker box	6	
31	70-3302	Washer	6	
32	14-0301	Nut	6	
33	21-2206	Bolt - rocker box	4	
34	21-1875	Bolt - rocker box	4	
35	60-4248	Washer	4	
36	21-2197	Stud	2	Torque stay
37	37-2338	Distance piece	2	
38	60-2331	Washer	2	
39	14-1303	Nut	2	
40	71-2599	Rocker box gasket	2	
41	71-3668	Inlet rocker box	1	
42	71-3669	Exhaust rocker box	1	
43	71-3671	Tappet inspection cover	2	
44	71-3673	Gasket	2	
45	71-3549	Rocker spindle	2	
46	60-3548	Sealing ring	2	

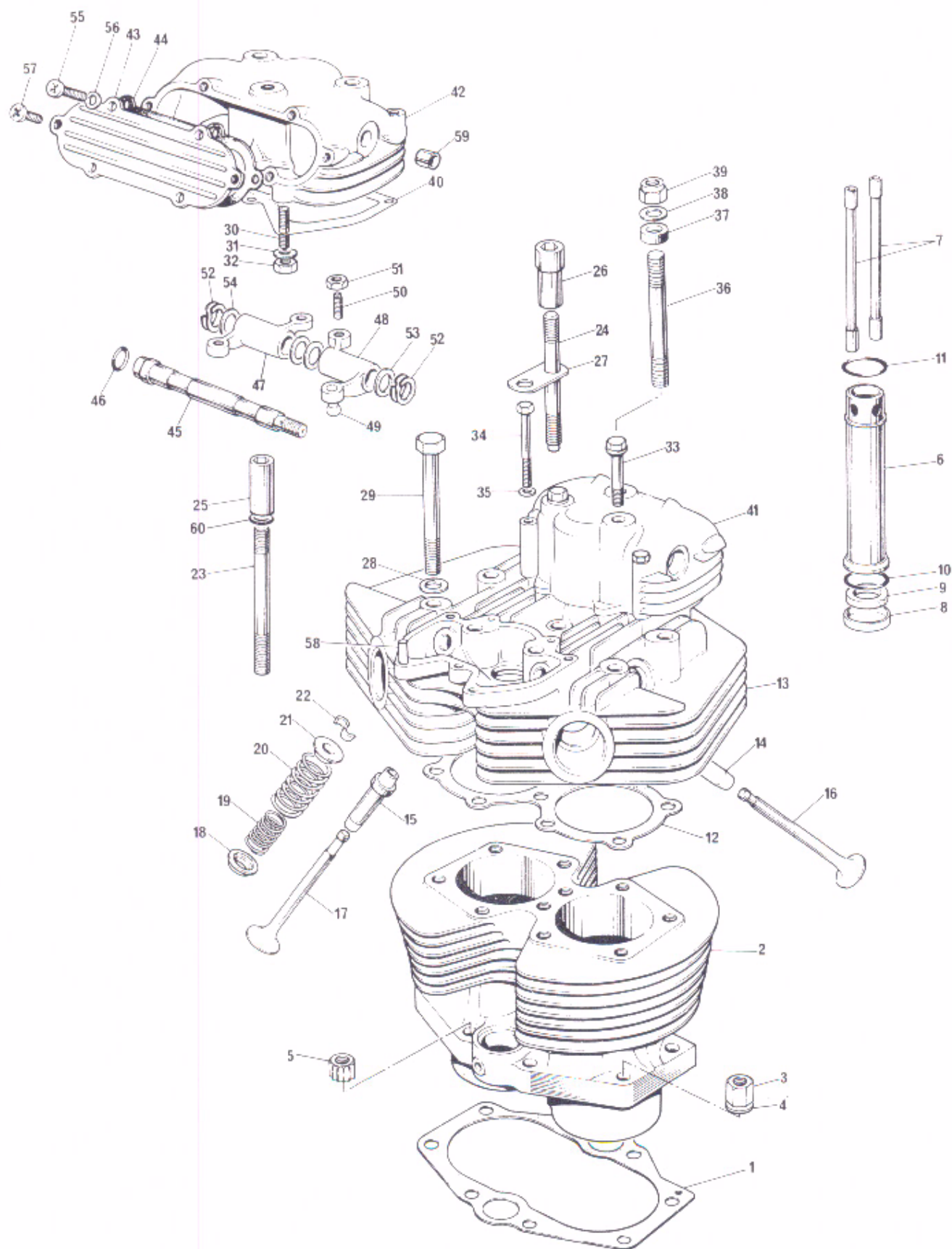
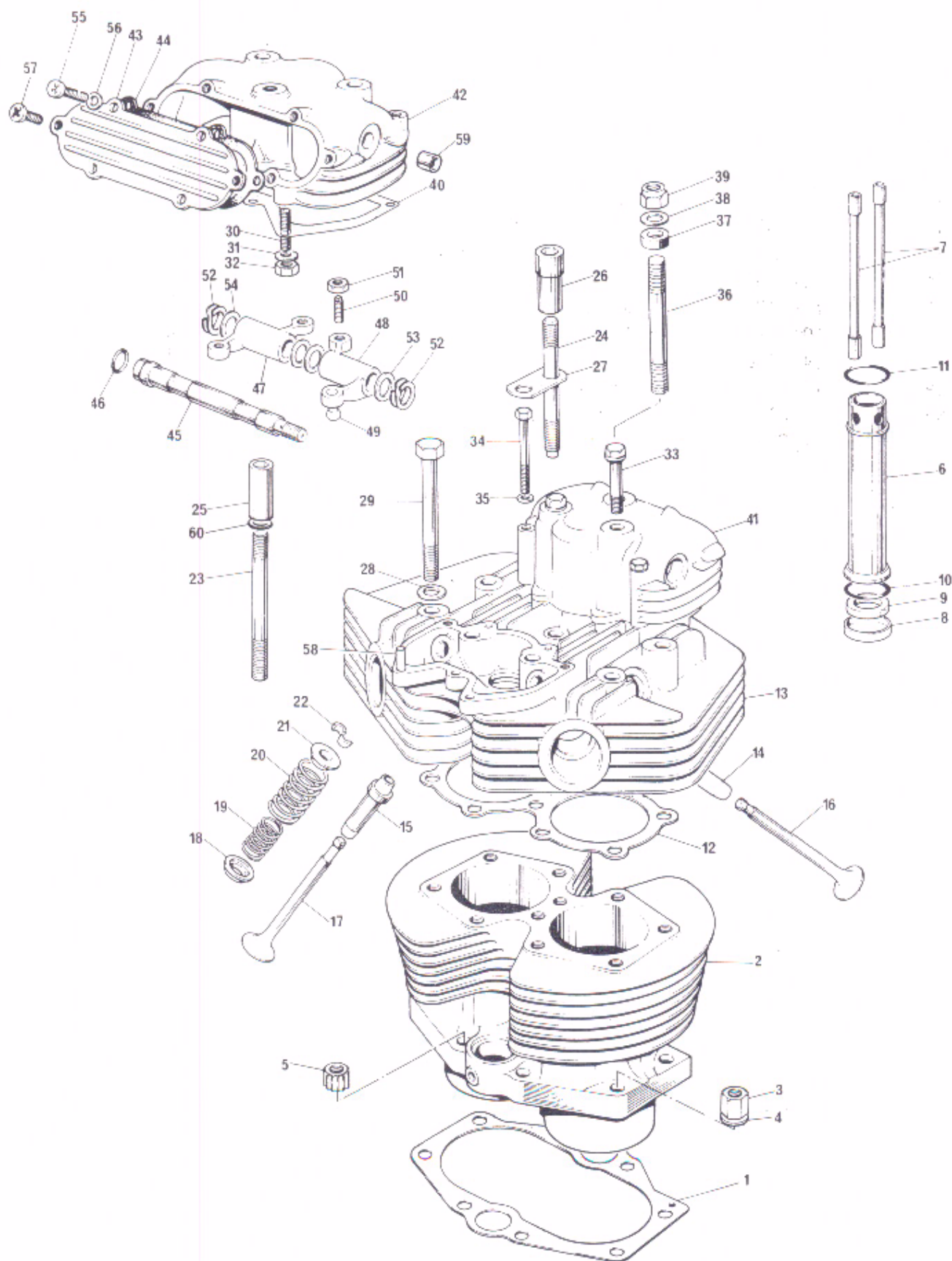


Fig. 5. CYLINDER BLOCK AND HEAD, TR7RV

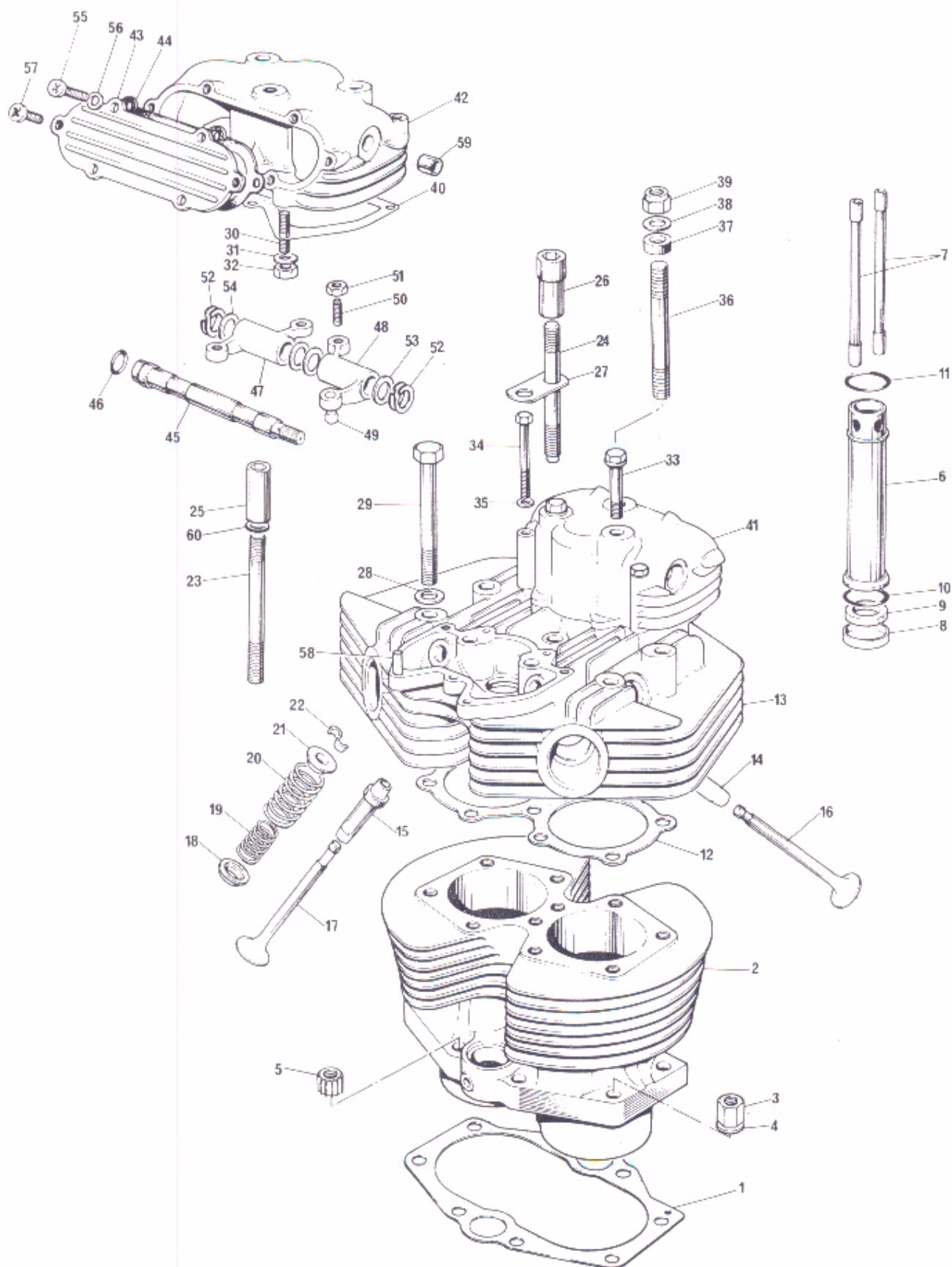
CYLINDER BLOCK AND HEAD, TR7RV (continued)

Ref. No.	Part No.	Description	Quantity	Remarks
47	70-1457	Rocker (right exhaust, left inlet)	2	
48	70-1458	Rocker (left exhaust, right inlet)	2	
49	71-0070	Ball pin	4	
50	70-1513	Adjusting pin	4	
51	70-0470	Lock nut	4	
52	70-1574	Spring washer	4	
53	70-1575	Thrust washer ($\frac{1}{2}$ in.)	6	
54	70-1330	Thrust washer ($\frac{3}{8}$ in.)	2	
55	14-6103	Set screw	8	
56	60-3963	Washer	12	
57	14-6606	Set screw	4	
58	71-2361	Dowel, rocker box to head	4	
59	70-3135	Rocker spindle bush	2	
60	71-2598	Plain washer	4	



CYLINDER BLOCK AND HEAD, T140V

Ref. No.	Part No.	Description	Quantity	Remarks
1	70-6309	Cylinder base washer	1	
2	71-4005	Cylinder block	1	
3	21-2177	Cylinder base nut	4	
4	70-3446	Washer	4	
5	21-0692	Cylinder base nut (12 point)	4	
6	71-3329	Push rod cover tube	2	
7	71-3330	Push rod	4	
8	71-1707	Sleeve	2	
9	70-4752	Sealing ring	2	Cover tubes
10	70-7310	'O' ring - bottom	2	
11	71-1283	'O' ring - top	2	
12	71-4619	Cylinder head gasket	1	
13	71-7007	CYLINDER HEAD	1	
14	71-3294	Inlet valve guide	2	
15	71-3295	Exhaust valve guide	2	
16	70-4603	Inlet valve	2	
17	70-2904	Exhaust valve	2	
18	71-3296	Bottom cup	4	
19	70-4221	Inner valve spring	4	
20	70-7400	Outer valve spring	4	
21	70-1543	Top collar	4	
22	71-3748	Split cotter	8	
23	21-2201	Stud - cylinder head (3/8 in.)	4	
24	21-2200	Stud - cylinder head (5/16 in.)	2	
25	21-2204	Socket nut (3/8 in.)	4	
26	21-2205	Socket nut (5/16 in.)	2	
27	71-3553	Bridge plate	1	
28	82-2184	Washer	4	
29	14-0241	Bolt - cylinder head	4	
30	14-1401	Stud - rocker box	6	
31	70-3302	Washer	6	
32	14-0301	Nut	6	
33	21-2206	Bolt - rocker box	4	
34	21-1875	Bolt - rocker box	4	
35	60-4248	Washer	4	
36	21-2197	Stud	2	Torque stay
37	37-2338	Distance piece	2	
38	60-2331	Washer	2	
39	14-1303	Nut	2	
40	71-2599	Rocker box gasket	2	
41	71-3668	Inlet rocker box	1	
42	71-3669	Exhaust rocker box	1	
43	71-3671	Tappet inspection cover	2	
44	71-3673	Gasket	2	
45	71-3549	Rocker spindle	2	
46	60-3548	Sealing ring	2	



CYLINDER BLOCK AND HEAD, TI40V

CYLINDER BLOCK AND HEAD, T140V (continued)

Ref No.	Part No.	Description	Quantity	Remarks
47	70-1457	Rocker (right exhaust, left inlet)	2	
48	70-1458	Rocker (left exhaust, right inlet)	2	
49	71-0070	Ball pin	4	
50	70-1513	Adjusting pin	4	
51	70-0470	Lock nut	4	
52	70-1574	Spring washer	4	
53	70-1575	Thrust washer ($\frac{1}{2}$ in.)	6	
54	70-1330	Thrust washer ($\frac{3}{8}$ in.)	2	
55	14-6103	Set screw	8	
56	60-3963	Washer	12	
57	14-6606	Set screw	4	
58	71-2361	Dowel, rocker box to head	4	
59	70-3135	Rocker spindle bush	2	
60	71-2598	Plain washer	4	

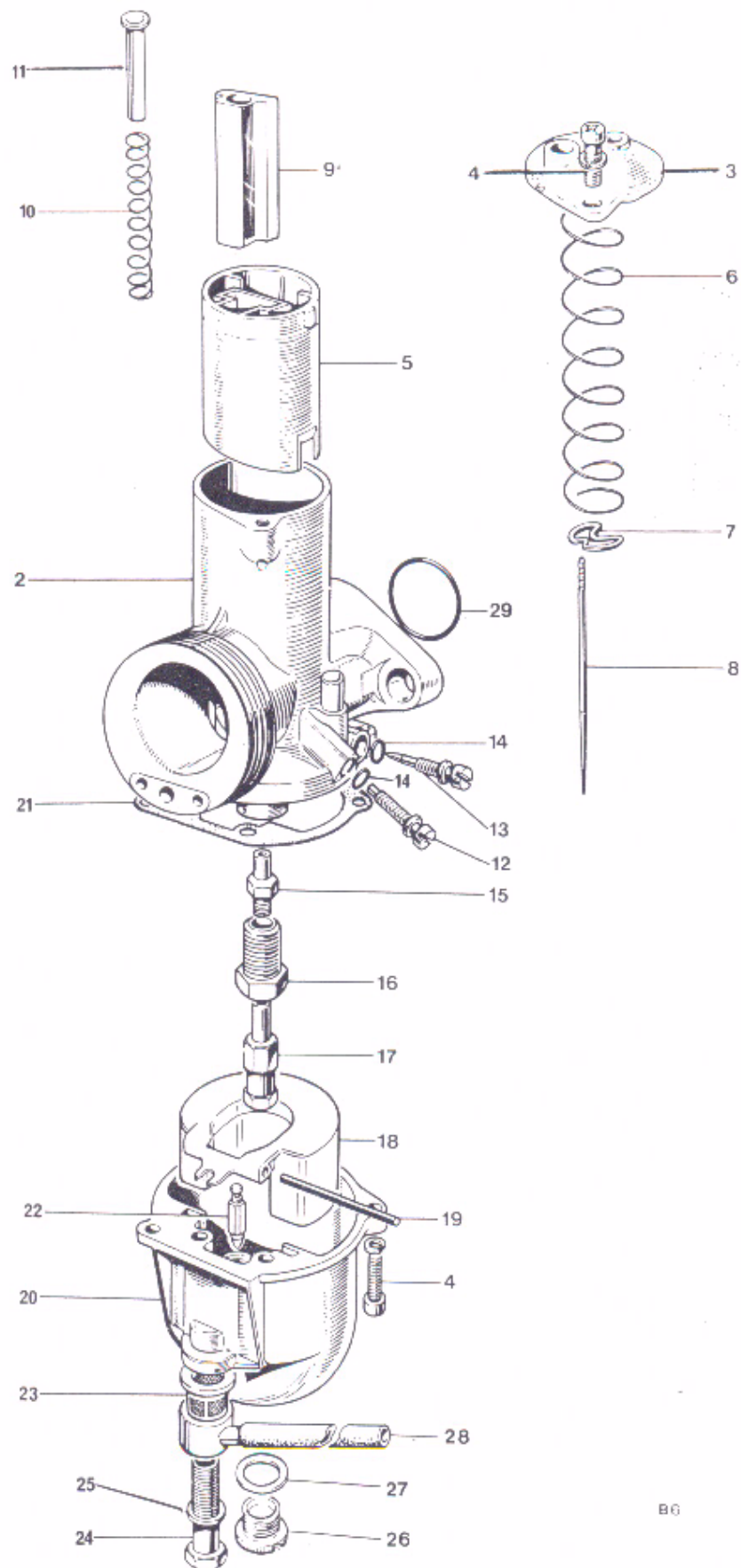
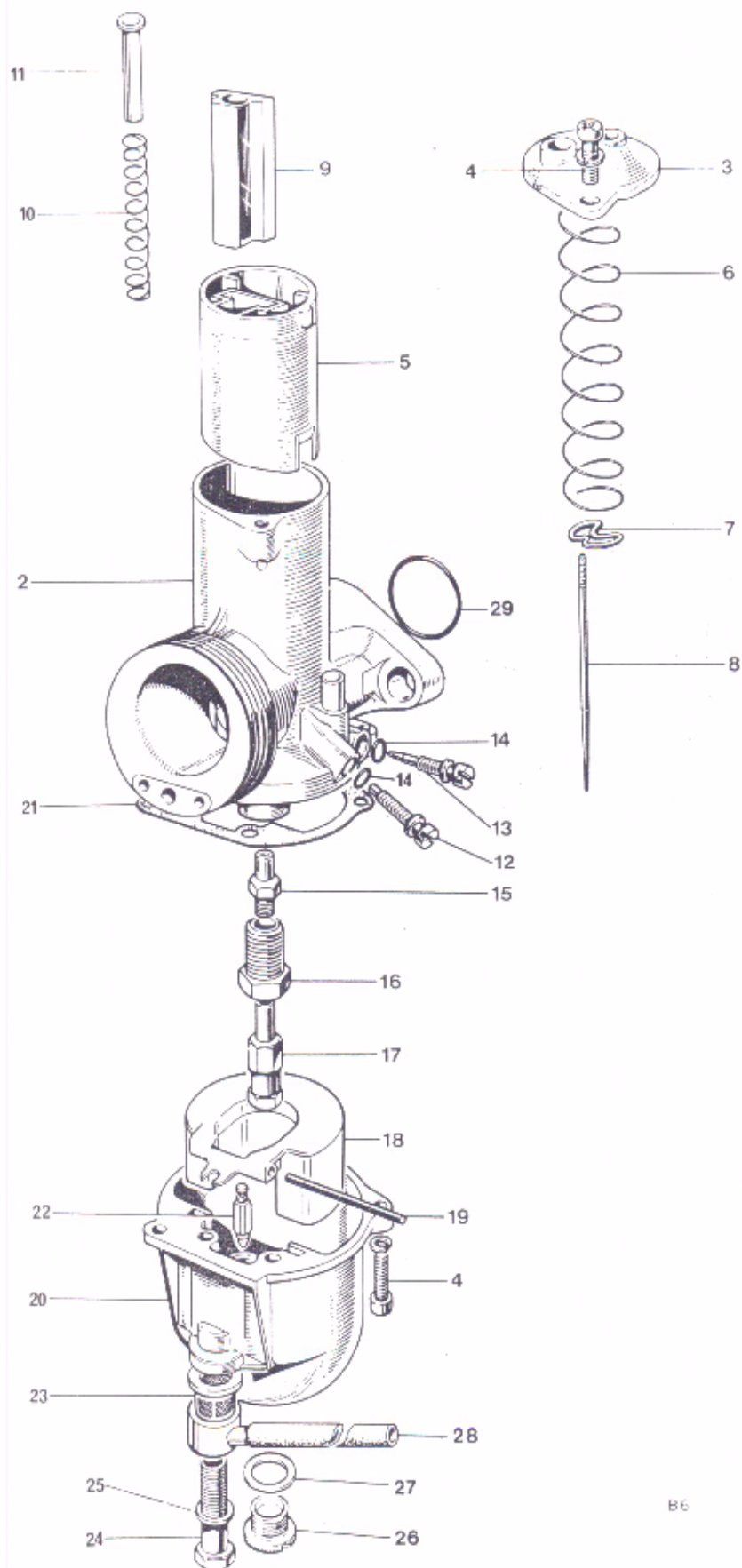


Fig. 8. AMAL CARBURETOR, TR7RV

CARBURETOR PARTS

Ref. No.	Part No.	Description	Quantity	Remarks
1	R930/300	CARBURETOR	1	
2	R930/005	Carburetor body	1	
3	928/098	Mixing chamber top	1	
4	622/086	Screw, float and mixing chamber tops	4	
5	928/060-3	Throttle valve (No. 3 cutaway)	1	
6	622/131	Throttle return spring	1	
7	622/067	Needle clip	1	
8	622/124	Needle	1	
9	928/062	Air valve	1	
10	622/129	Air valve spring	1	
11	928/103	Air valve guide	1	
12	622/077	Throttle stop screw	1	
13	622/076	Pilot air screw	1	
14	622/082	'O' ring for air and throttle screws	2	
15	622/122-106	Needle jet (.106)	1	
16	622/128	Jet holder	1	
17	376/100-270	Main jet (270)	1	
18	622/069	Float	1	
19	622/071	Float spindle	1	
20	622/055	Float chamber	1	
21	622/073	Float chamber washer	1	
22	622/068	Float needle	1	
23	376/093	Filter	1	
24	622/078	Banjo bolt	1	
25	13/163	Banjo washer	1	
26	622/147	Drain plug	1	
27	622/151	Drain plug washer	1	
28	83-4887	Petrol pipe	1	
29	70-9711	'O' ring for flange	1	
	622/172	Tickler complete	1	Not illus



B6

Fig. 9. AMAL CARBURETOR, TI40V

CARBURETOR T140V

Ref. No.	Part No.	Description	Quantity	Remarks
1	L930/301	CARBURETOR, LEFT	1	
1	R930/300	CARBURETOR, RIGHT	1	
2	L930/005	Carburetor body, LEFT	1	
2	R930/005	Carburetor body, RIGHT	1	
3	928/098	Mixing chamber top	1	
4	622/086	Screw, float and mixing chamber tops	4	
5	928/060-3	Throttle valve (No. 3 cutaway)	1	
5	622/131	Throttle return spring	1	
7	622/067	Needle clip	1	
8	622/124	Needle	1	
9	928/062	Air valve	1	
10	622/129	Air valve spring	1	
11	928/103	Air valve guide	1	
12	622/077	Throttle stop screw	1	
13	622/076	Pilot air screw	1	
14	622/082	'O' ring for air and throttle screws	2	
15	622/122-106	Needle jet (.106)	1	Each carbureto
16	622/128	Jet holder	1	
17	376/100-190	Main jet (190)	1	
18	622/069	Float	1	
19	622/0701	Float spindle	1	
20	622/055	Float chamber	1	
21	622/073	Float chamber washer	1	
22	622/068	Float needle	1	
23	376/093	Filter	1	
24	622/078	Banjo bolt	1	
25	13/163	Banjo washer	1	
26	622/147	Drain plug	1	
27	622/151	Drain plug washer	1	
28	83-3927	Petrol pipe	1	4 gallon T140 Petrol Tanks c Each carbureto Not illus.
28	83-6209	Petrol pipe	1	
29	70-9711	'O' ring for flange	1	
	622/172	Tickler complete	1	

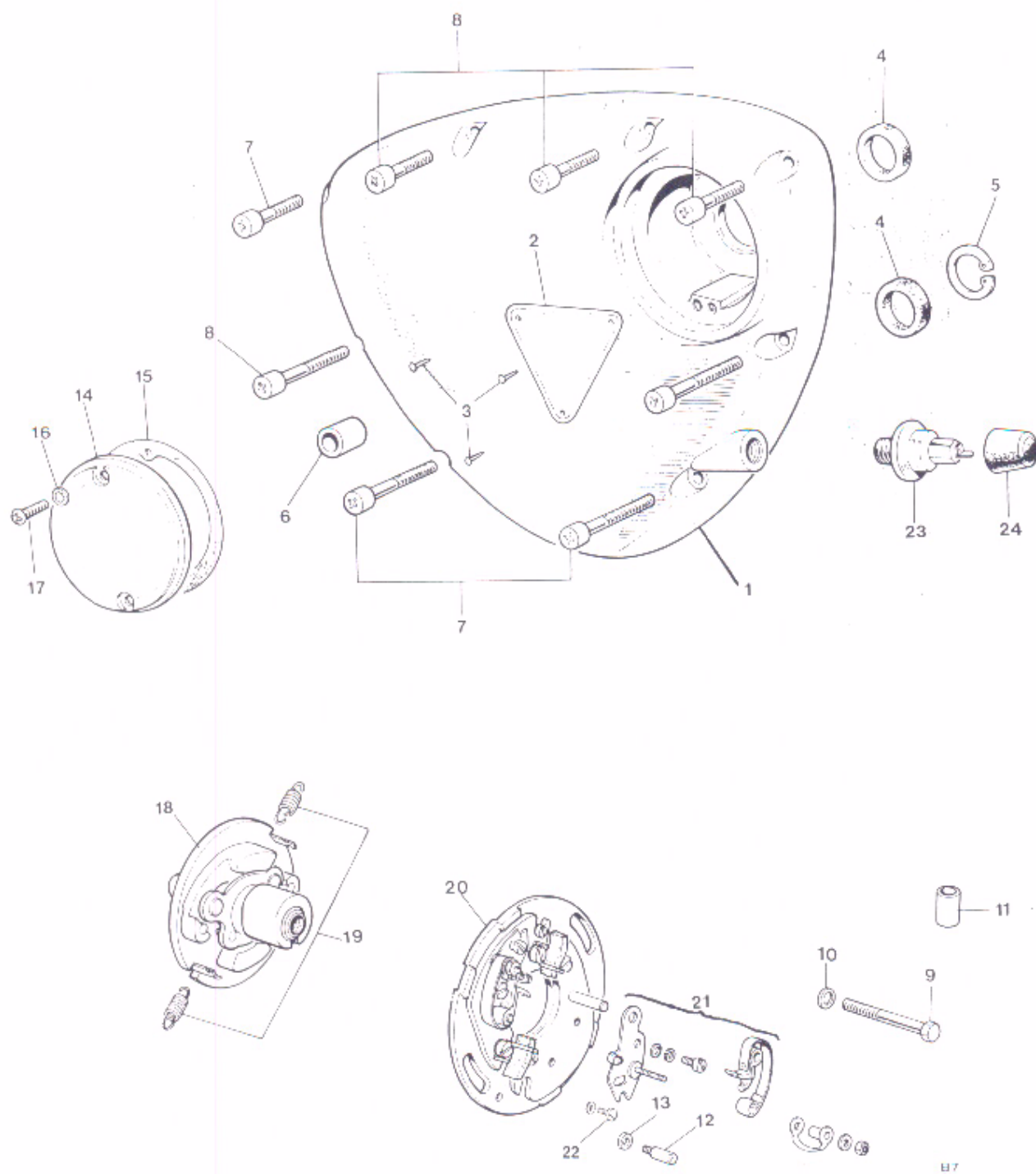


Fig. 10. TIMING COVER AND CONTACT BREAKER

Ref. No.	Part No.	Description	Quantity	Remarks
1	70-9246	Timing cover	1	
2	70-4016	Patent plate	1	
3	60-4255	Hammer-drive screw	3	
4	70-4568	Oil seal	1	
4	70-6387	Oil seal (0.020 in. undersize)	1	For reground crankshaft
5	70-4569	Circlip	1	
6	57-0989	Hollow dowel	2	
7	14-6609	Screw, long	2	
8	14-6608	Screw, short	6	
9	14-0208	Bolt	1	
10	70-8163	Plain washer	1	
11	70-4707	Rubber grommet	1	
12	70-7680	Pillar bolt	2	
13	70-6559	Plain washer	2	
14	70-8737	Cover	1	
15	71-1462	Joint washer	1	
16	97-0430	Fiber washer	2	
17	70-7354	Screw (1/2 in. U.H.)	2	
18	54425657	AUTO ADVANCE UNIT	1	
19	54412229	Spring set	1	
20	54425160	CONTACT BREAKER PLATE ASSEMBLY	1	
21	60600271	Contact set	2	
22	54419220	Pin, adjustment	2	
23	PS5330/103	Oil pressure switch	1	
24	71-2930	Cover pressure switch	1	
Not illus.	60-2138	Timing label for C.B. cover	1	

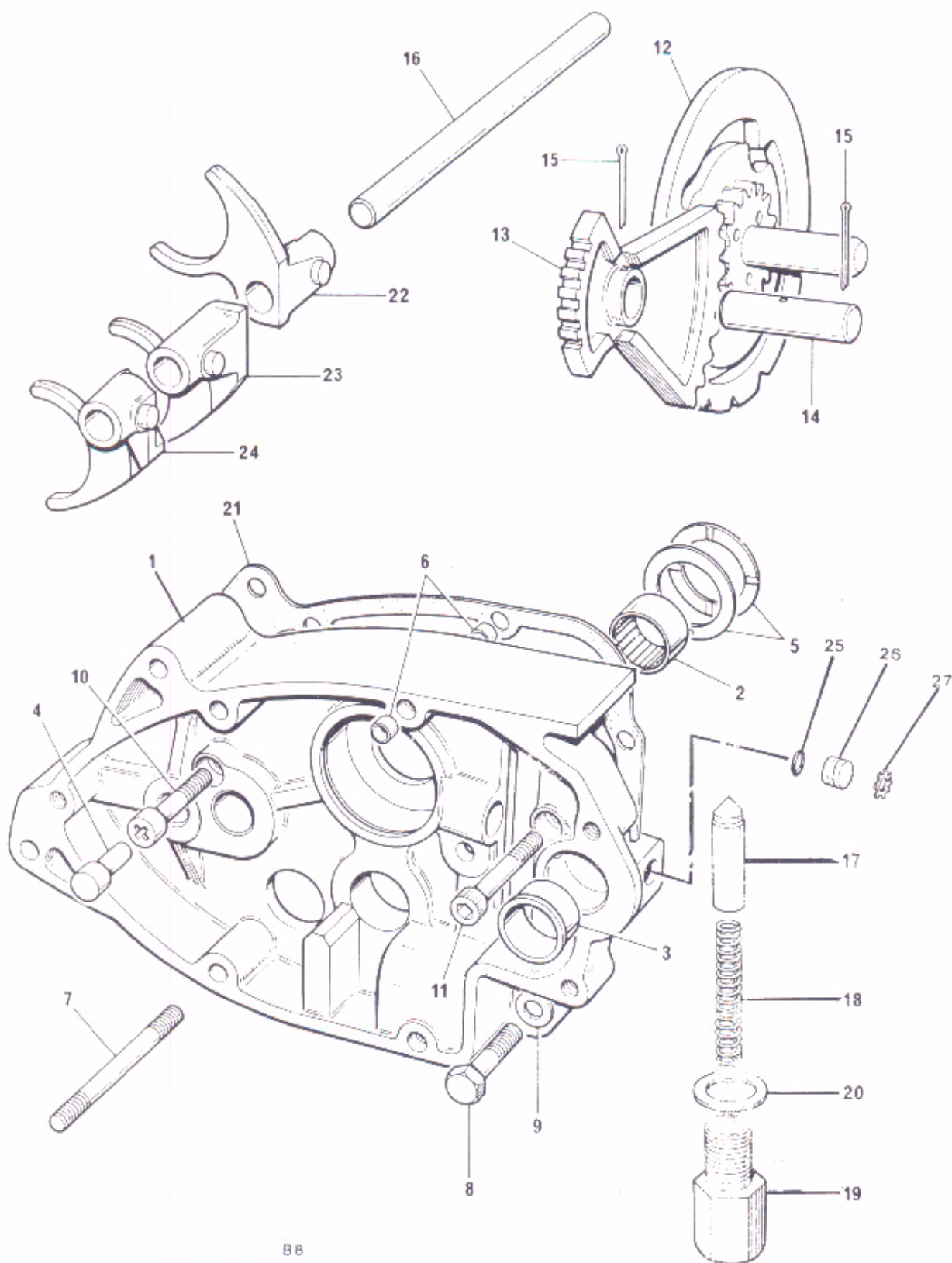


Fig. 11 GEARBOX INNER COVER AND SELECTORS

GEARBOX INNER COVER AND SELECTORS

Ref. No.	Part No.	Description	Quantity	Remarks
1	57-7001	GEARBOX INNER COVER	1	
2	57-1614	Layshaft bearing	1	
3	57-7009	Gearchange spindle bush	1	
4	57-0045	Kickstart stop	1	
5	57-1607	Thrust washer	2	
6	57-0989	Hollow dowel	4	
7	21-2149	Stud	2	
8	21-1907	Bolt	1	
9	70-3446	Washer	1	
10	14-6608	Screw	1	
11	14-7023	Screw	1	
12	57-4889	Camplate	1	
13	57-7019	Operating quadrant	1	
14	57-7011	Quadrant spindle	1	
15	-	Split pin (5/64 in. x 1 3/8 in.)	Reference only	
16	57-3989	Selector fork rod	1	
17	57-7020	Index plunger	1	
18	57-4459	Plunger spring	1	
19	57-4400	Housing, index plunger	1	
20	57-3978	Washer	1	
21	57-7012	Joint washer, inner cover to crankcase	1	
22	57-4364	Selector fork - mainshaft 4th gear	1	
23	57-4366	Selector fork - layshaft 3rd gear	1	
24	57-4660	Selector fork - layshaft 1st gear	1	
25	37-3761	'O' ring	1	
26	57-7015	Plug	1	
27	57-7016	Retainer	1	

GEARBOX SHAFTS AND GEARS

Ref. No.	Part No.	Description	Quantity	Remarks
1	60-3500	Oil seal, cover plate	1	
2	70-3789	Cover plate	1	
3	57-4781	MAINSHAFT HIGH GEAR ASSEMBLY (C/W HIGH GEAR BEARING)	1	
4	60-3511	Needle roller bearing	2	
5	60-3500	Oil seal, high gear	1	
6	57-4432	MAINSHAFT	1	
7	57-3988	Bush	1	
8	57-4376	Mainshaft 4th gear	1	
9	57-4377	MAINSHAFT 3rd GEAR	1	
10	57-4379	Bush	Reference only	
11	57-4653	Mainshaft 1st and 2nd gear	1	
12	57-4900	LAYSHAFT	1	
13	57-4791	Layshaft high gear	Reference only	
14	57-4787	Layshaft 4th gear	Reference only	
15	57-4647	Layshaft 3rd gear	1	
16	57-4657	LAYSHAFT 2nd GEAR	1	
17	57-4659	Bush	1	
18	57-4654	LAYSHAFT 1st GEAR	1	
19	57-4656	Bush	1	
20	60-3494	Circlip	1	
21	57-4661	Driving dog	1	
22	57-4782	Gearbox sprocket - 20T	1	
23	57-4396	Locknut	1	
24	57-4395	Lock washer	1	
25	70-0489	Circlip	1	
26	60-3552	Mainshaft bearing	1	Hoffman LS8 2 SPC
27	57-4113	Circlip	1	
28	57-1962	Washer	1	
29	57-1963	Pinion sleeve	1	
30	57-1250	Pinion spring	1	
31	57-0730	Kickstart pinion	1	
32	57-0731	Kickstart ratchet	1	
33	57-2240	Tab washer	1	
34	21-0594	Nut	1	
35	57-1736	Clutch operating rod	1	
36	71-1070	'O' ring, gearbox sprocket	1	
37	60-3512	Oil seal, gearbox sprocket	1	

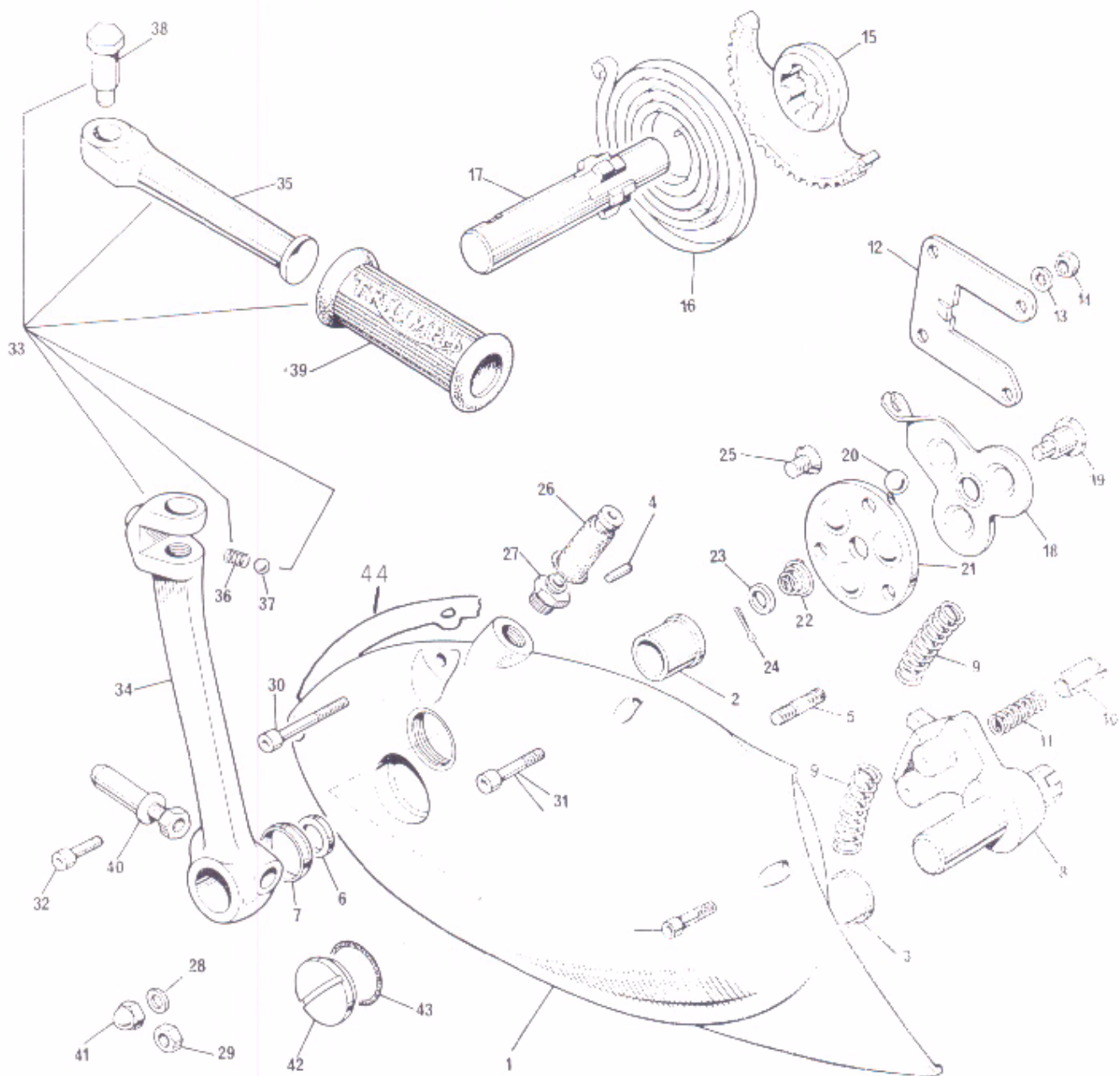


Fig 13. GEARBOX OUTER COVER

Ref. No.	Part No.	Description	Quantity	Remarks
1	57-7014	GEARBOX OUTER COVER	1	
2	57-0023	Kickstarter spindle bush	1	
3	57-7008	Gearchange spindle bush	1	
4	57-0047	Kickstarter spring anchor pin	1	
5	21-0547	Guide plate stud	4	
6	57-1956	Oil seal	1	
7	57-1955	Oil seal housing	1	
8	57-7021	Gearchange quadrant assembly	1	
9	57-0404	Quadrant return spring	2	
10	57-4403	Gearchange quadrant plunger	2	
11	57-0405	Plunger spring	2	
12	57-0407	Guide plate	1	
13	70-1612	Serrated washer	4	
14	14-0301	Nut	4	
15	57-4117	Kickstarter quadrant	1	
16	57-0031	Kickstarter return spring	1	
17	57-4756	Kickstarter axle	1	
NOT ILLUSTRATED 57-4587 CLUTCH LEVER ASSEMBLY			1	Items 18 to 24 inclusive
18	57-4588	Clutch lever	1	
19	57-1710	Lever shaft	1	
20	60-2368	Ball, 3/8 in. diam.	3	
21	57-4589	Thrust plate	1	
22	57-1712	Return spring	1	
23	57-3673	Plain washer	1	
24	60-2701	Split pin (5/64 in. x 1/2 in.)	Reference only	
25	21-1879	Countersunk screw	2	
26	57-1646	Rubber cover	1	
27	57-3762	Abutment for clutch cable	1	
28	60-4247	Plain washer	2	
29	14-1302	Nut	1	
30	21-2162	Screw	2	
31	14-6609	Screw	2	
32	14-6608	Screw	1	
33	57-7018	FOLDING KICKSTARTER ASSEMBLY	1	
34	57-3632	Kickstarter crank	1	
35	57-7017	Kickstarter pedal	1	
36	57-1167	Pedal locating spring	1	
37	60-2364	Steel ball, 1/4 in. diam.	1	
38	21-0541	Pedal bolt	1	
39	57-2330	Pedal rubber	1	
40	57-4356	Cotter pin c/w nut and washer	1	
41	21-0544	Domed nut	1	
42	57-2166	Filler plug	1	
43	70-8782	'O' ring	1	
44	71-1448	Gasket	1	

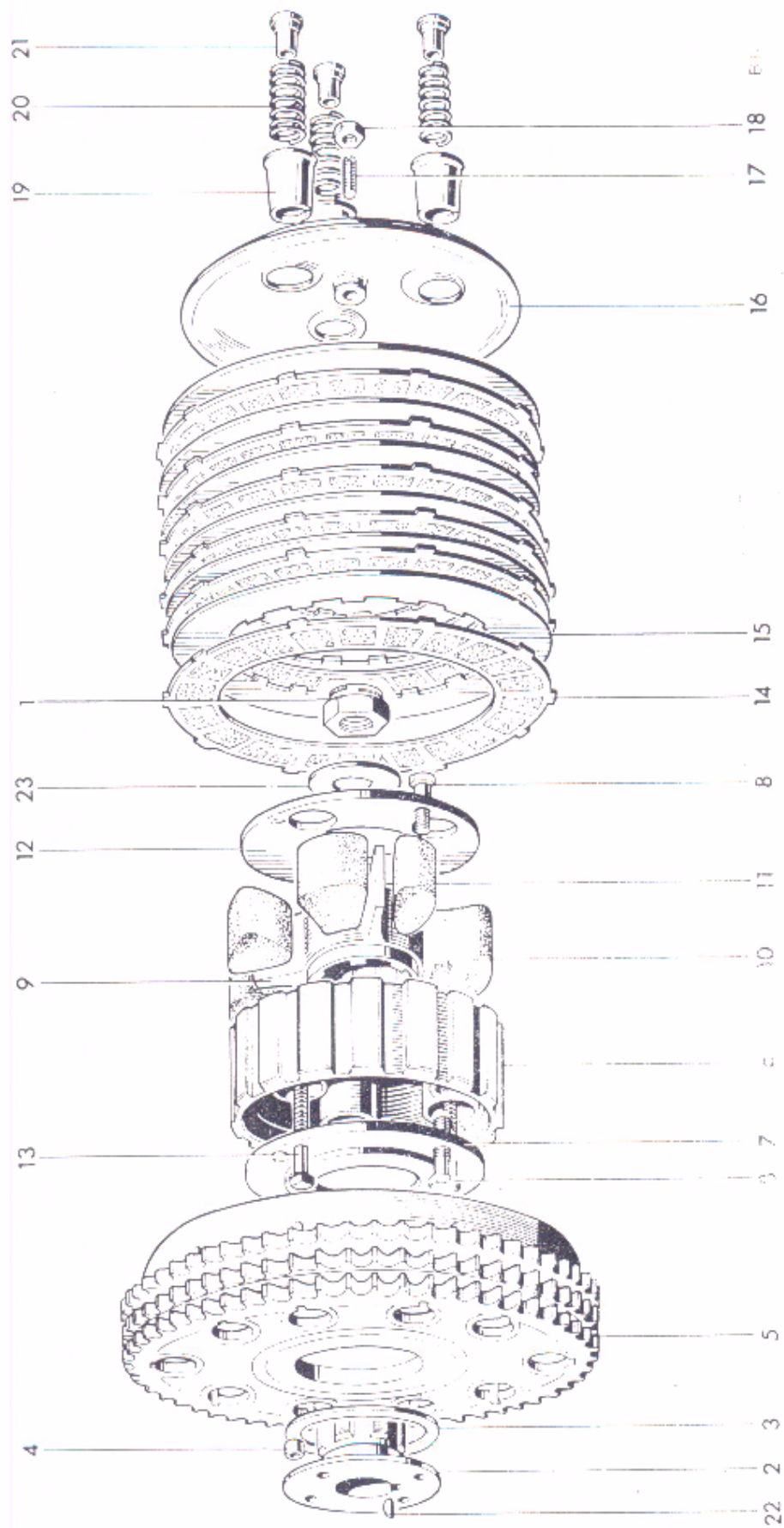


FIG. 11 CLUTCH

CLUTCH

Ref. No.	Part No.	Description	Quantity	Remarks
1	21-0586	Clutch securing nut	1	
2	57-3929	Hub	1	
3	57-3931	Thrust washer	1	
4	57-0394	Roller	20	
5	57-4640	Sprocket and housing	1	
6	57-4438	Centre	1	
7	57-4436	Inner plate	1	
8	21-2157	Bolt	3	
9	57-4636	Shock absorber spider	1	
10	57-1722	Drive rubber (large)	3	
11	57-1723	Rebound rubber (small)	3	
12	57-4437	Outer plate	1	
13	57-4754	Screw pin	3	
14	57-4763	Driving plate (bonded)	6	
15	57-1363	Driven plate	6	
16	57-4590	Pressure plate	1	
17	57-2159	Adjuster pin	1	
18	14-0403	Nut	1	
19	57-1931	Spring cup	3	
20	57-4644	Spring	3	
21	57-2526	Pressure nut	3	
22	60-4253	Key	1	
23	57-4794	Washer	1	
Not illustrated	57-4903	Clutch assembly complete	1	
Not illustrated	57-4435	Clutch shock absorber assembly complete	1	

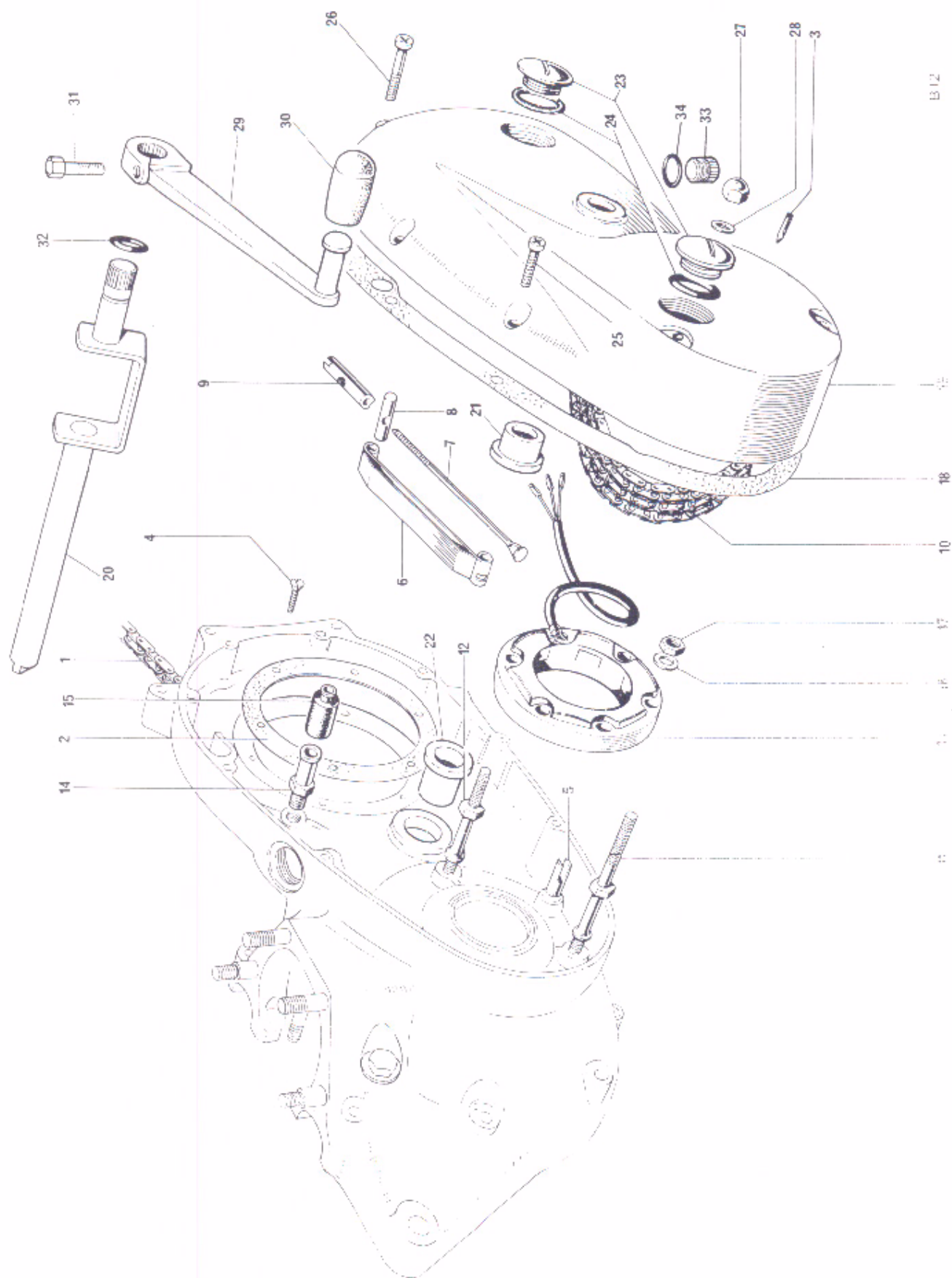


FIG. 15 CHAINCASE AND CHAINS

13/12

CHAINCASE AND CHAINS

Ref. No.	Part No.	Description	Quantity	Remarks
1	110056/107	Rear chain, 5/8 in. x 3/8 in. x 107 links	1	
2	71-1419	Joint washer	1	
3	71-3892	Timing pointer	1	
4	70-3821	Countersunk screw	6	
5	70-5088	Chain tensioner abutment	1 (also listed with crankcase group)	
6	70-5085	Chain tensioner blade	1	
7	70-4152	Tie rod	1	
8	70-5087	Trunnion	1	
9	70-9703	Adjuster sleeve nut	1	
10	116038/84	Primary chain, 3/8 in. Triplex x 84 links	1	
11	21-2199	Stator stud	2	
12	21-2198	Stator stud	1	
13	47205	Stator, RM21	1	
14	70-9360	Sleeve nut	1	
15	70-4144	Rubber grommet	1	
16	60-4247	Plain washer	3	
17	14-0702	Self-locking nut	3	
18	71-7009	Joint washer	1	
19	71-7003	Chaincase	1	
20	57-7003	Foot change spindle	1	
21	57-0023	Bushing	1	
22	57-7009	Bushing	1	
23	71-3895	Inspection plug	2	
24	71-3896	'O' ring	2	
25	14-6608	Screw	6	
26	14-6620	Screw	2	
27	21-0544	Domed nut	2	
28	82-1880	Copper washer	2	
29	57-7010	Gearchange pedal	1	
30	57-2450	Pedal rubber	1	
31	14-0201	Bolt	1	
32	60-2640	'O' ring shift spindle	1	
33	14-7018	Drain plug - primary cover	1	
34	70-7431	'O' ring - drain plug	1	

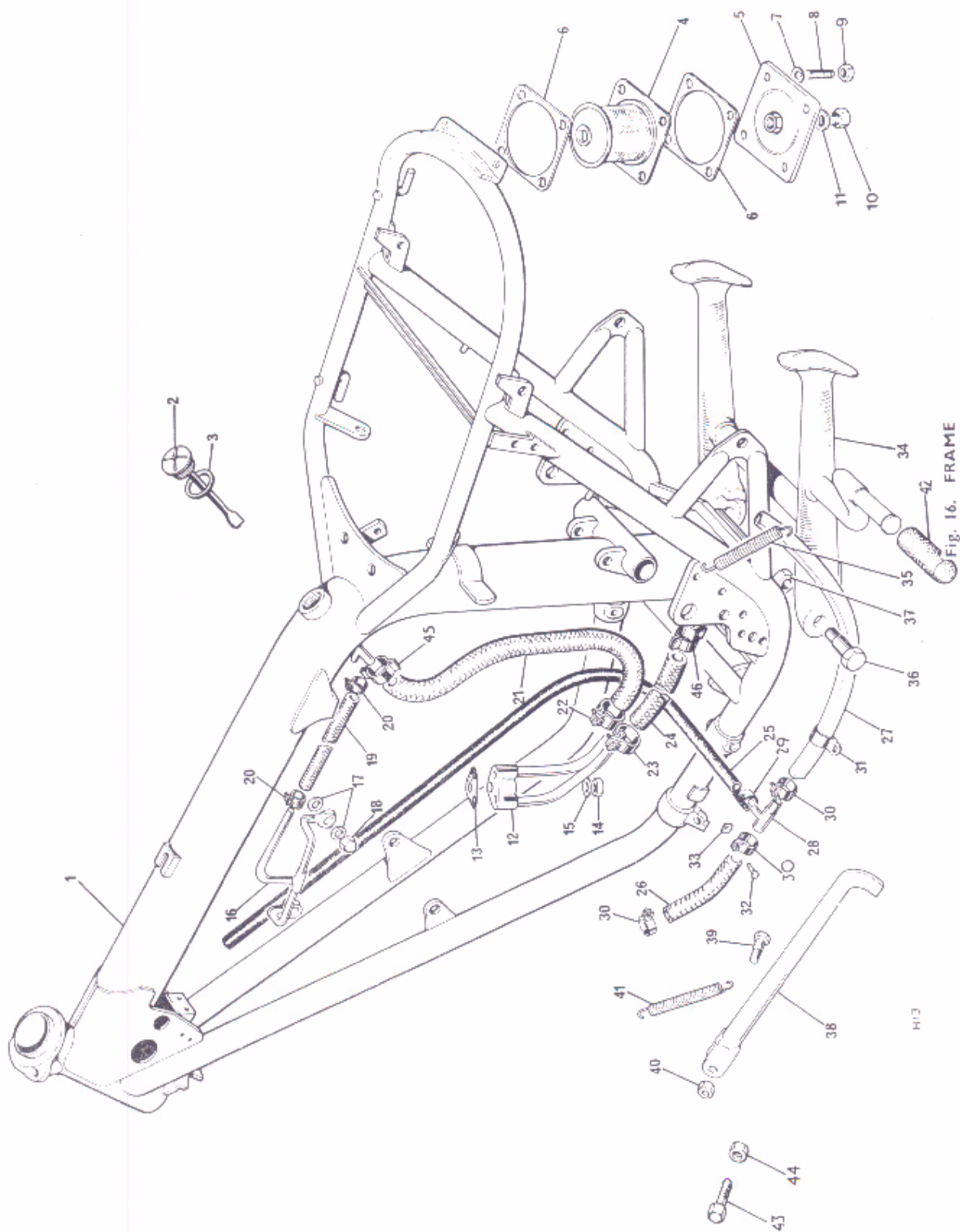


Fig. 16. FRAME

H13

FRAME

Ref. No.	Part No.	Description	Quantity	Remarks
1	83-7032	Frame	1	
2	71-3463	Oil Filler cap	1	
3	60-3616	'O' ring	1	
4	83-4783	Oil filter	1	
5	71-3316	Sump plate	1	
6	83-2829	Gasket	2	
7	60-2330	Washer	4	Sump plate to frame
8	21-2109	Stud	4	
9	14-1302	Nut	4	
10	82-5343	Drain plug	1	
11	70-1335	Copper washer	1	
12	71-7013	Oil junction block	1	
13	71-3754	Joint washer	1	
14	21-1908	Nut	1	Junction block to crankcase
15	70-3446	Washer		
16	71-3550	Rocker oil pipe	1	
17	70-1335	Washer	4	
18	21-0550	Nut	2	
19	71-3551	Rocker feed pipe	1	
20	70-6848	Clip - rocker feed pipe	2	
21	71-7014	Oil return pipe	1	
22	70-6848	Clip - return pipe	1	
23	82-9073	Clip - feed pipe	1	
24	71-7015	Oil feed pipe	1	
25	71-2349	Oil vent pipe	1	
26	83-5285	Crankcase breather pipe - front	1	
27	83-4813	Crankcase breather pipe - rear	1	
28	83-5290	'T' piece	1	
29	83-7069	Clip - vent pipe to 'T' piece	1	
30	60-2252	Clip - breather pipe - front and rear	2	
31	83-1615	Clip - breather pipe to fender	4	
32	97-3894	Screw	4	
33	82-4717	Nut	4	
34	83-4941	Centre stand	1	
35	83-3793	Spring	1	
36	21-2077	Pivot bolt	2	
37	14-1304	Nut	2	
38	83-1560	Prop stand	1	
39	82-7021	Bolt	1	
40	14-1303	Nut	1	
41	82-8382	Spring	1	
42	57-2331	Pedal rubber, centre stand	1	
Not illus.	60-3361	Transfer "Made in England"	1	
43	14-0114	Bolt	1	Prop stand stop
44	14-0402	Nut		
45	60-4428	'Ear' clamp, oil return pipe	1	
46	60-4429	'Ear' clamp, oil feed pipe	1	

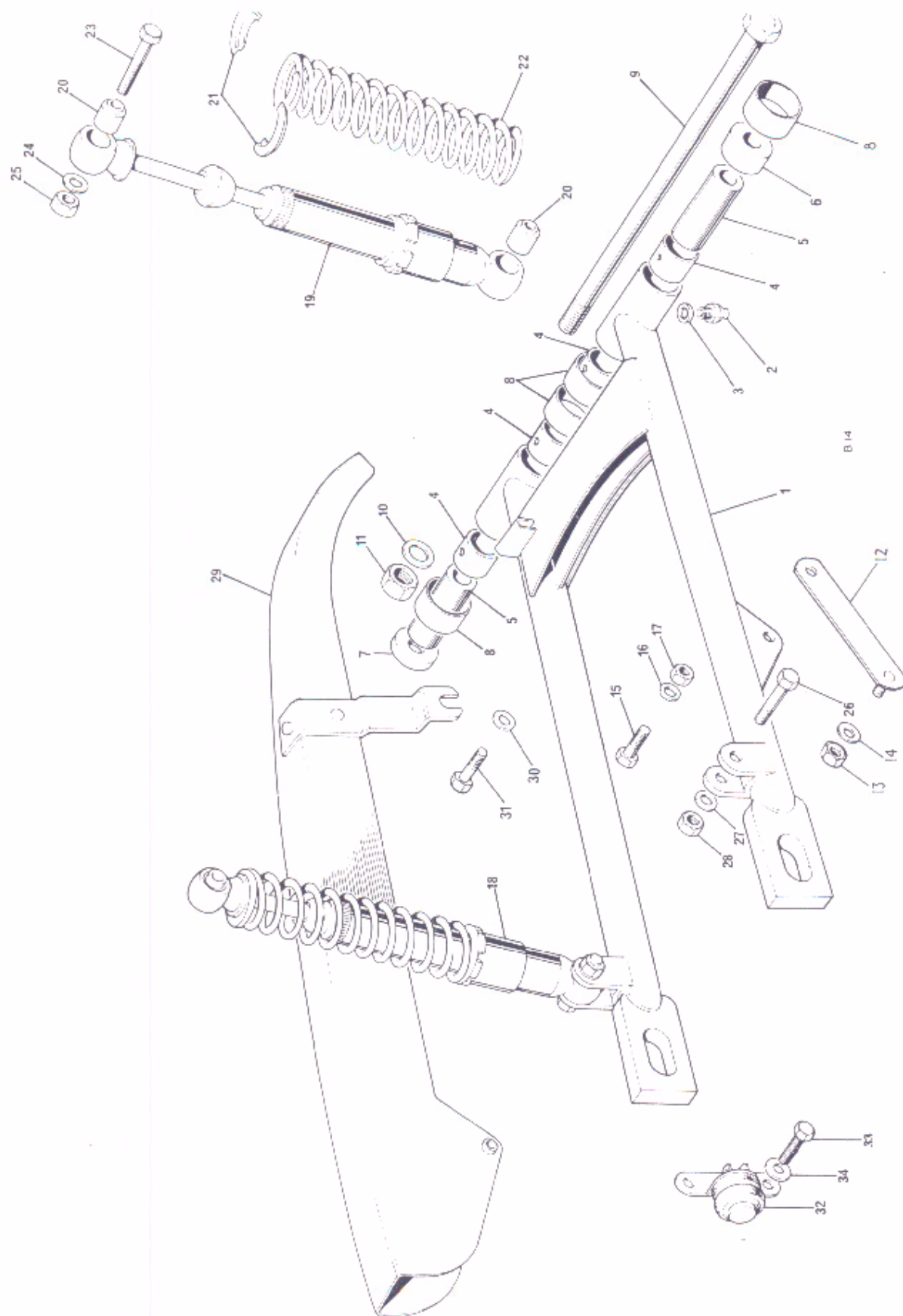


Fig. 17. SWINGING FORK AND SUSPENSION UNITS

SWINGING ARM AND SUSPENSION UNITS

Ref. No.	Part No.	Description	Quantity	Remarks
1	83-7035	SWINGING ARM	1	
2	60-1841	Grease nipple	2	
3	71-2501	Washer, grease nipple	2	
4	83-2521	Bush, pivot arm	4	
5	83-2691	Sleeve, swinging arm pivot	2	
6	83-2690	Distance piece R.H.	1	
7	83-2689	Distance piece L.H.	1	
8	83-2692	Dirt excluder	4	
9	21-2087	Pivot bolt - swinging arm	1	
10	83-2266	Washer, swinging arm pivot	2	
11	14-1307	Nut, swinging arm pivot	1	
12	83-7028	Brake torque stay	1	
13	14-1303	Nut	1	
14	60-4246	Washer	1	
15	21-7004	Bolt, torque stay to swinging arm	1	
16	60-2332	Washer, torque stay to swinging arm	1	
17	14-1304	Nut, torque stay to swinging arm	1	
18	2564	SUSPENSION UNIT	2	
19	2563	Damper unit	2	
20	64533645	Bonded bush	4	
21	9054/171	Spring retainer	4	
22	64543708	Spring, 110 lbs. chrome	2	
23	14-0235	Bolt, damper - top	2	
24	60-2331	Washer, damper - top	2	
25	14-1303	Nut, damper - top	2	
26	14-0234	Bolt, damper - lower	2	
27	60-2331	Washer, damper - lower	2	
28	14-1303	Nut, damper - lower	2	
29	83-2641	Chainguard	1	
30	60-2347	Washer, chainguard fixing-front	1	
31	14-0206	Bolt, chainguard fixing - front	1	
32	34815	Brake light switch	1	

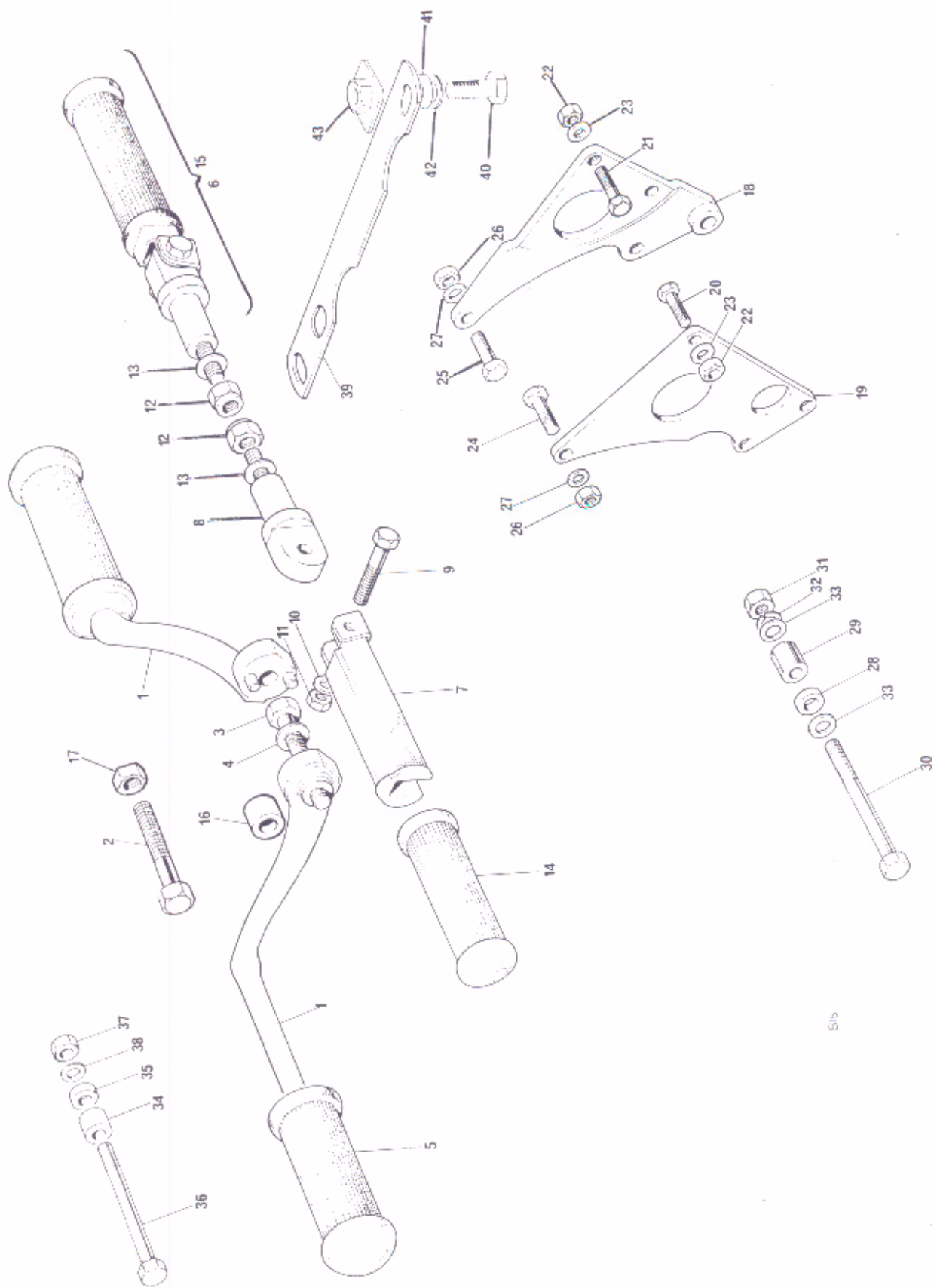


Fig. 18. MOTOR UNIT FITTING AND FOOTRESTS

MOTOR UNIT FITTINGS AND FOOTRESTS

Ref. No.	Part No.	Description	Quantity	Remarks
1	83-7040	Footrest - left and right	2	
2	14-0261	Footrest bolt, right	1	
3	14-0259	Footrest bolt, left	1	
4	60-2333	Washer	2	
5	82-9279	Footrest rubber	2	
6	83-7026	PILLION FOOTREST ASSEMBLY RIGHT	1	
7	83-7059	Pedal	2	
8	21-7001	Anchor bolt, left	1	
8	21-7002	Anchor bolt, right	1	
9	14-0216	Bolt	2	
10	82-9089	Washer	2	Footrest swivel
11	14-1302	Nut	2	
12	14-1303	Nut	2	
13	82-2184	Washer	2	Footrest to frame
14	82-9054	Footrest rubber	2	
15	83-7025	PILLION FOOTREST ASSEMBLY LEFT	1	
16	83-3602	Distance piece left footrest	1	
17	14-1305	Footrest bolt nut	2	
18	83-7011	Rear motor plate right	1	
19	83-7009	Rear motor plate left	1	
20	14-0115	Bolt	4	
21	14-0116	Bolt	1	
22	14-1302	Nut	5	Rear motor plates to frame
23	60-2330	Washer	9	
24	14-0220	Bolt	2	
25	14-0221	Bolt	2	
26	14-1302	Nut	4	Motor to motor plates
27	60-2321	Washer	8	
28	83-2846	Distance piece - left	1	
29	83-2847	Distance piece - right	1	
30	21-2112	Bolt	1	Motor to frame centre
31	14-0304	Nut	1	bottom
32	60-4251	Washer	1	
33	60-2332	Washer	1	
34	83-2848	Distance piece - left	1	
35	83-2849	Distance piece - right	1	
36	14-0254	Bolt	1	Motor fixing front
37	14-1304	Nut	1	
38	60-2332	Washer	1	
39	83-3537	Steady bracket motor to frame	1	
40	14-0129	Bolt	1	
41	83-3329	Distance piece	1	Bracket to frame
42	60-2419	Washer	1	
43	83-4086	Attachment plate	1	

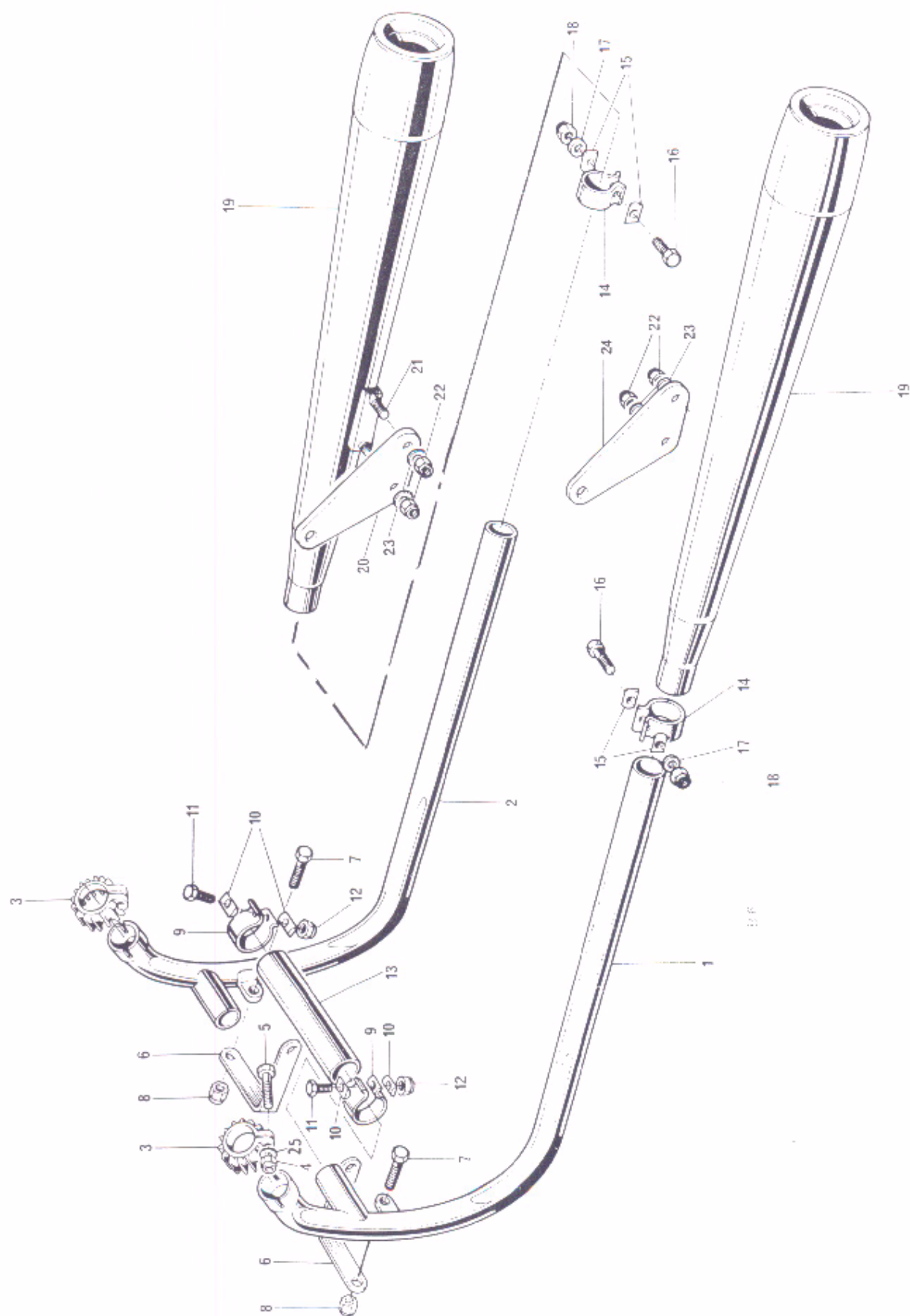
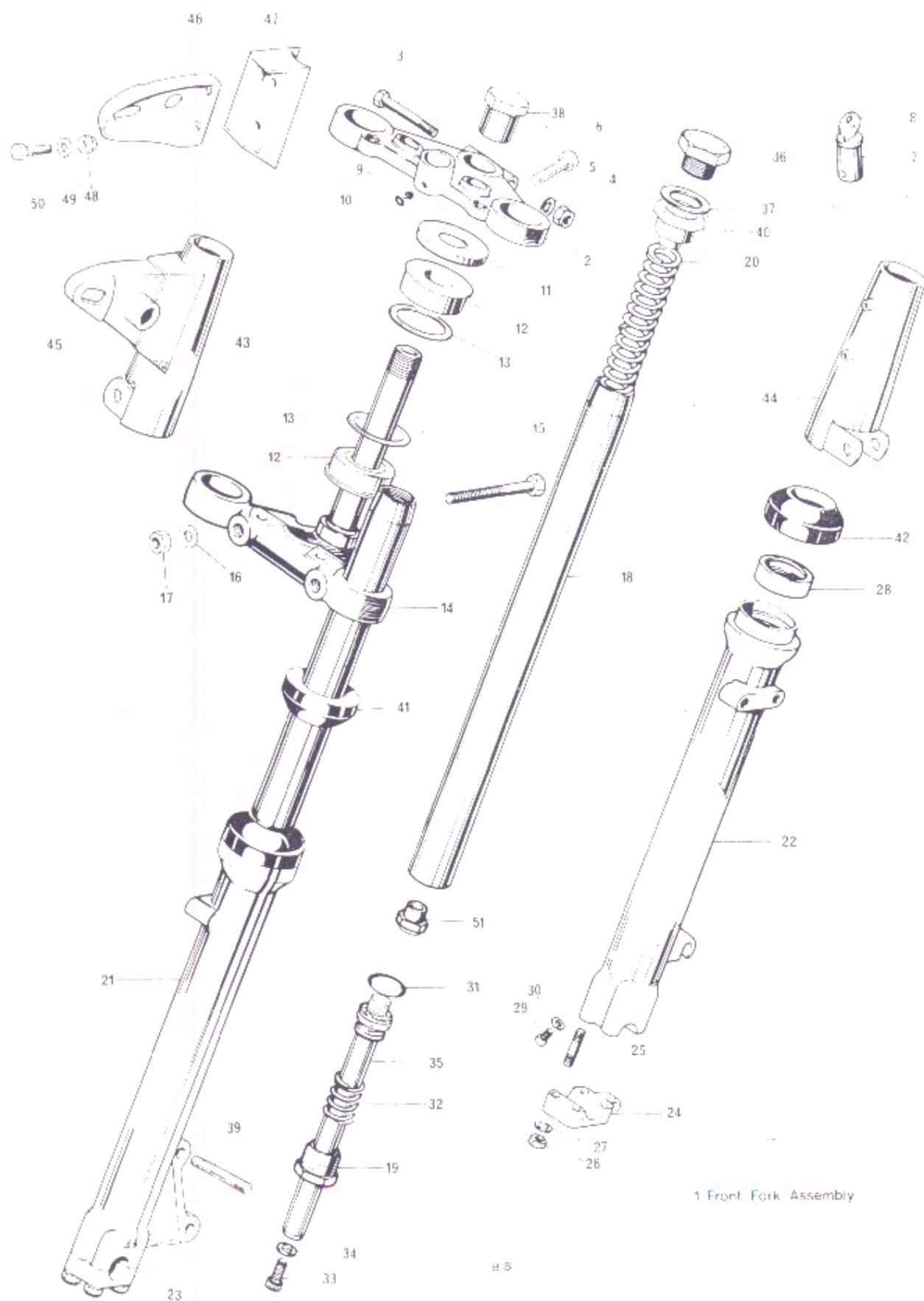


FIG. 19 EXHAUST PIPES AND MUFFLERS

EXHAUST PIPES AND MUFFLERS, TR7RV, T140V

Ref. No.	Part No.	Description	Quantity	Remarks
1	71-3755	Exhaust pipe - left	1	
2	71-3758	Exhaust pipe - right	1	
3	71-2465	Finned clip	2	
4	21-7009	Nut	2	
5	21-2230	Screw	2	
6	70-6857	Exhaust pipe stay	2	
7	14-2205	Screw	2	
8	14-1201	Nut	2	
9	70-7512	Clip	2	
10	70-3768	'D' washer	4	Exhaust pipes to coupling pipe
11	14-0217	Bolt	2	
12	14-1202	Nut	2	
13	70-9888	Coupling pipe	1	
14	70-5874	Clip	2	
15	70-3768	'D' washer	4	Exhaust pipes to mufflers
16	14-0219	Bolt	2	
17	60-4247	Washer	2	
18	14-1202	Nut	2	
19	71-4159	Muffler	2	
20	83-7021	Hanger - muffler right	1	
21	14-0102	Bolt	4	Muffler to hanger
22	14-1201	Nut	4	
23	60-4248	Washer	4	
24	83-7022	Hanger muffler left	1	
25	60-2416	Washer	2	



1 Front Fork Assembly

Fig. 20. TELESCOPIC FRONT FORK

TELESCOPIC FRONT FORK

Ref. No.	Part No.	Description	Quantity	Remarks
1	97-4616	FORK ASSEMBLY	1	General
1	97-4396	FORK ASSEMBLY	1	U.S.A.
2	97-4381	Top Yoke	1	
3	14-0234	Pinch bolt	1	
4	14-1303	Nut	1	
5	60-2331	Washer	1	
6	14-1034	Cap screw	2	
7	82-6738	Lock c/w 2 keys	1	
8	19-5151 & on	Key (state serial no.)	1	
9	21-0578	Grub screw	1	
10	97-2266	Sealing washer	1	
11	83-2007	Abutment ring	2	
12	97-4031	Taper roller bearing	2	
13	97-4028	Dust cover	2	
14	97-4385	Bottom yoke and stem	1	
15	14-0237	Pinch bolt, RIGHT	1	
15	97-4476	Eye bolt, LEFT	1	
16	82-2184	Washer	3	
17	14-1303	Nut	2	
18	97-4380	Stanchion	2	
19	97-4076	End plug	2	
20	97-4011	Main spring	2	
21	97-4399	OUTER MEMBER - LEFT	1	
22	97-4579	OUTER MEMBER - RIGHT	1	
23	97-4456	Cap, wheel spindle - left	1	
24	97-4457	Cap, wheel spindle - right	1	
25	21-2102	Stud	8	
26	14-0302	Nut	8	
27	60-2428	Washer	8	
28	97-4001	Oil seal	2	
29	97-3894	Drain plug	2	
30	97-3893	Washer	2	
31	97-4003	'O' ring	2	
32	97-4009	Recoil spring	2	
33	14-1019	Cap screw	2	
34	97-4004	Cap screw seal	2	
35	97-4325	Damper tube and valve assembly	2	
36	97-4395	Cap screw	2	
37	97-4166	Washer	2	
38	97-4317	Steering stem nut	1	
39	21-2189	Stud, caliper to outer member	2	
40	97-4387	Top nut	2	
41	97-4461	Rubber ring, outer cover	2	
42	97-4002	Scraper sleeve	2	

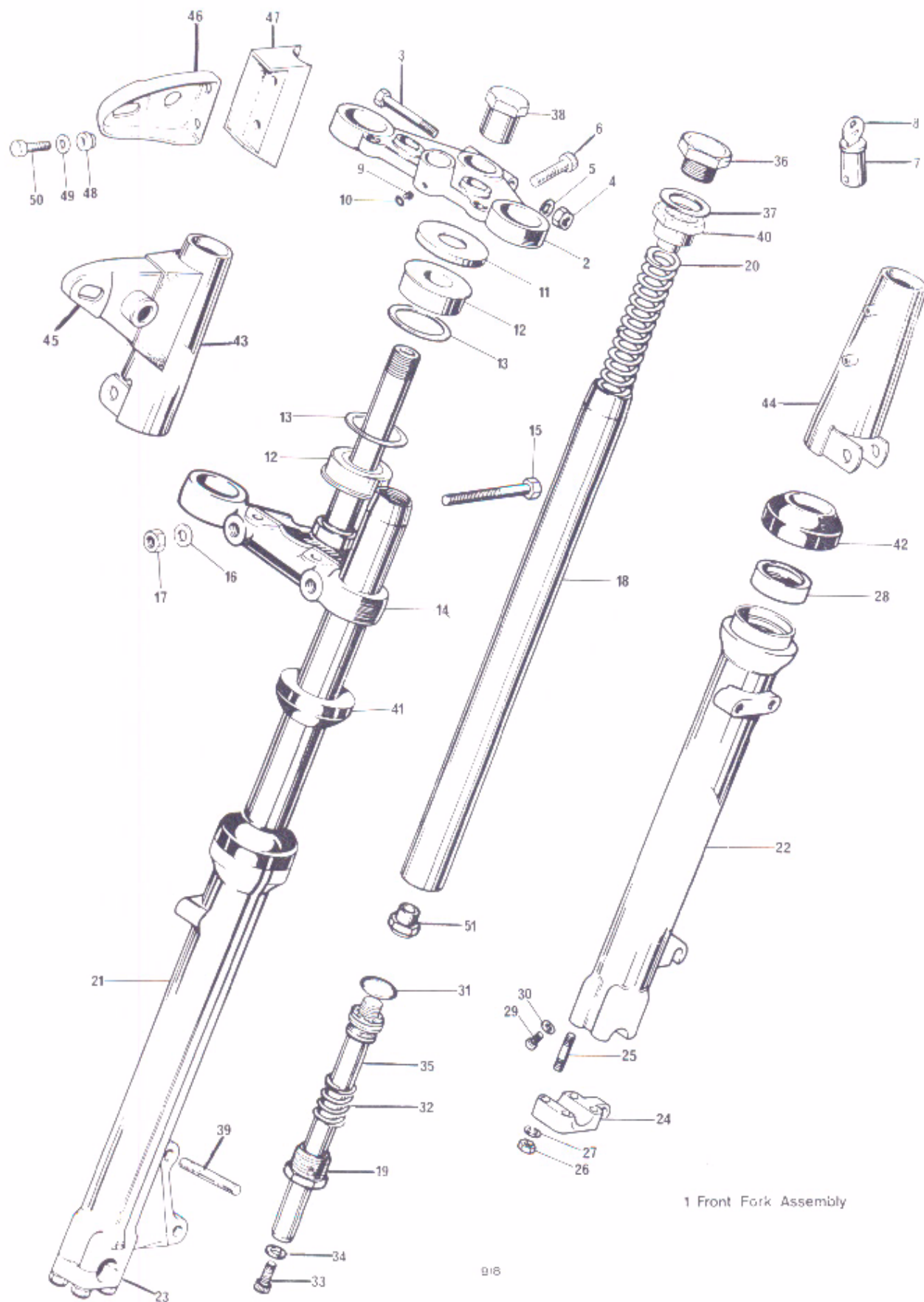


Fig. 20. TELESCOPIC FRONT FORK

TELESCOPIC FRONT FORK (continued)

Ref. No.	Part No.	Description	Quantity	Remarks
43	97-4480	Outer cover - left	1	
44	97-4481	Outer cover - right	1	
45	97-4121	Headlamp bracket - left	1	
46	97-4203	Headlamp bracket - right	1	
47	97-2208	Rubber mounting	2	
48	97-2209	Rubber buffer	4	
49	97-2210	Backing washer	4	
50	21-2095	Attachment bolt	4	
Not illus.	82-6784	Grommet, throttle cable	1	
51	97-4012	Nut, damper valve	1	

ALTERNATIVE FITMENTS (NOT U.S.A.)

97-1510	Gaiter - fork outer cover	2
97-4406	Outer cover - left	1
97-4407	Outer cover - right	1

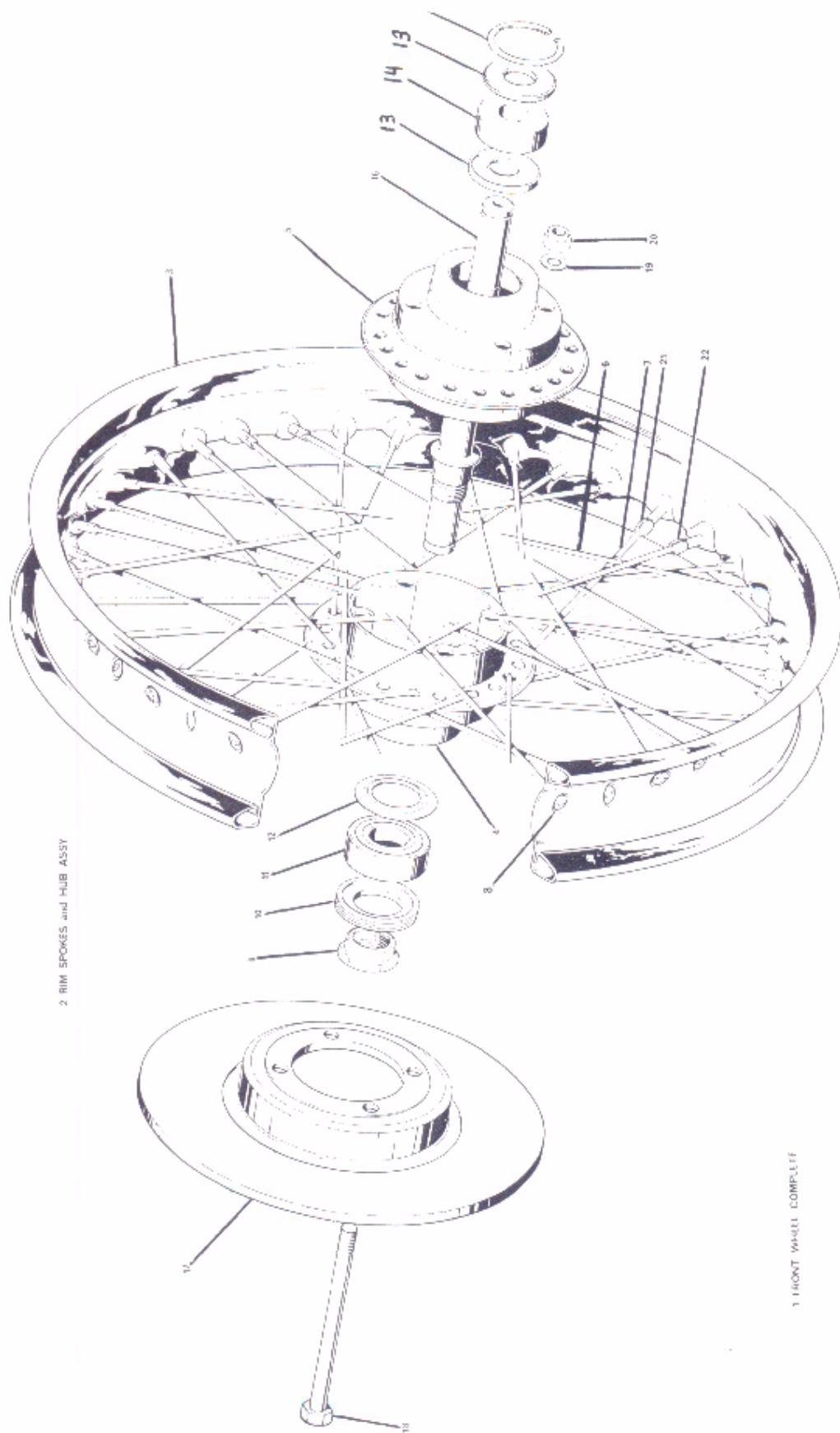


Fig. 22 FRONT WHEEL

Ref. No.	Part No.	Description	Quantity	Remarks
1	37-4141	FRONT WHEEL COMPLETE	1	
2	37-4143	RIM, SPOKES AND HUB ASSEMBLY	1	
3	37-4129	Rim	1	
4	37-4126	Hub - left half	1	
5	37-4127	Hub - right half	1	
6	37-4131	Spoke - outer	20	
7	37-4130	Spoke - inner	20	
8	37-2294	Spoke nipple	40	
9	37-4133	Nut, wheel spindle	1	
10	37-4134	Lock ring - left	1	
11	57-1070	Bearing - left (metric 125)	1	
12	37-4135	Grease retainer - left	1	
13	37-1237	Dust cover - right	2	
14	37-0653	Bearing - right (metric 120)	1	
15	57-0280	Circlip - right	1	
16	37-4132	Spindle	1	
17	37-4275	Disc	1	
18	21-2207	Bolt	4	
19	70-8770	Washer	4	
20	14-1903	Nut	4	
21	37-3969	Balance weight	As reqd.	
22	37-3970	Balance weight	As reqd.	

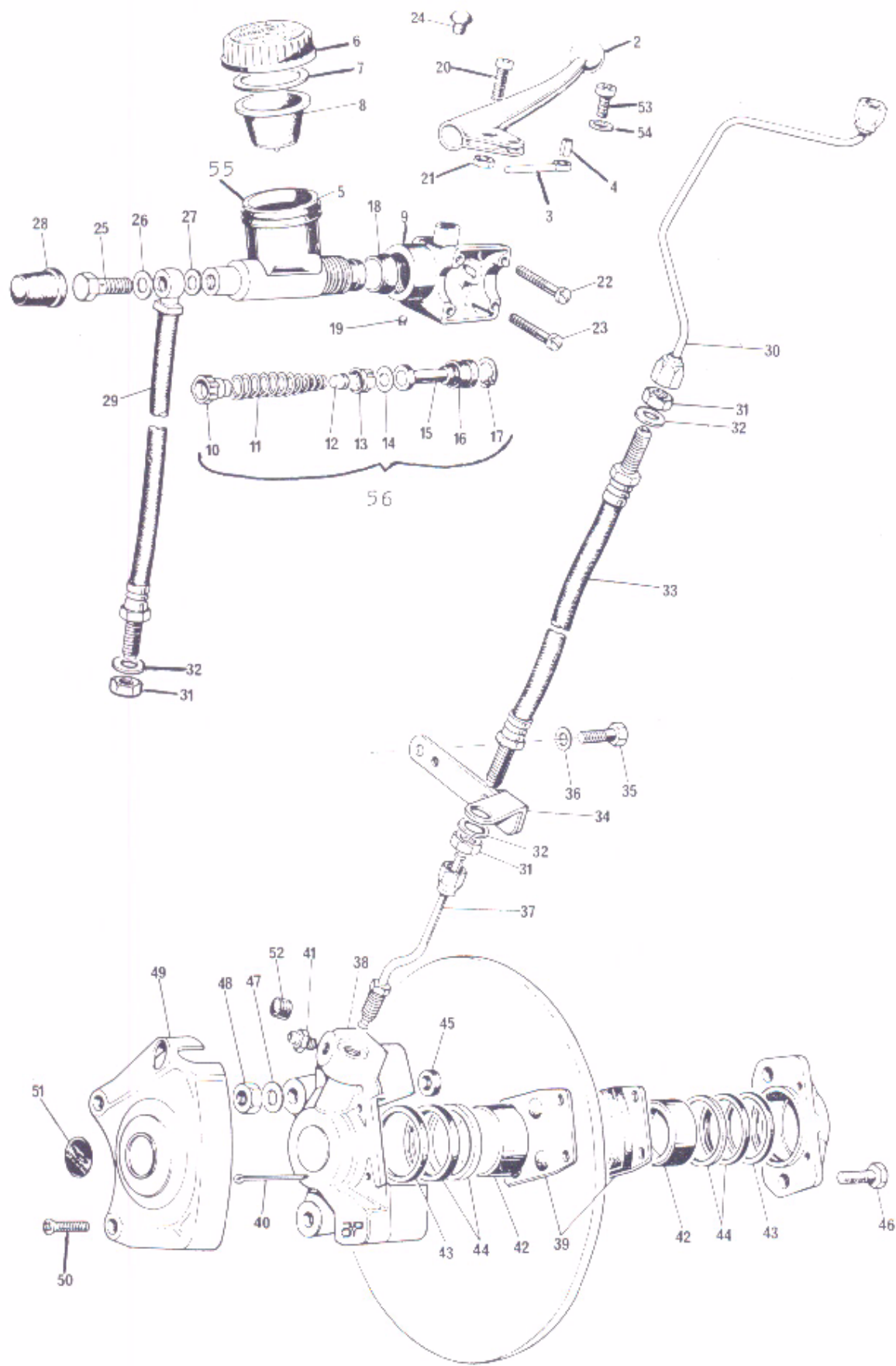


Fig. 23. FRONT BRAKE

Ref. No.	Part No.	Description	Quantity	Remarks
1	60-4102	MASTER CYLINDER	1	
2	60-4206	Brake lever assembly	1	
3	99-2759	Piston	1	
4	3528-441	Spiral pin	1	
5	99-2770	Barrel and tank assembly	1	
6	60-4365	Cap	1	
7	60-4328	Washer	1	
8	60-4366	Diaphragm	1	
9	99-2753	Switch housing	1	
10	99-2754	Trap valve	1	
11	99-2755	Spring	1	
12	99-2756	Spring retainer	1	
13	99-2757	Primary cup	1	
14	99-2758	Piston washer	1	
15	99-2759	Piston	1	
16	99-2760	Secondary cup	1	
17	99-2761	Circlip	1	
18	99-2762	Rubber boot	1	
19	99-2763	Grub screw	1	
20	21-2191	Pivot screw	1	
21	14-1201	Nut	1	
22	21-2192	Screw, short	2	
23	21-2194	Screw, long	2	
24	70-7573	Plug	1	
25	60-4183	Banjo bolt	1	
26	60-4182	Sealing washer	1	
27	60-4184	Sealing washer	1	
28	60-4186	Rubber boot	1	
29	60-4176	Hose, master cylinder/ top yoke	1	For high handleba
29	60-4619	Hose, master cylinder/ top yoke	1	For low handleba
30	60-4179	Pipe, top yoke/bottom yoke	1	
31	60-4180	Locknut	3	
32	70-2288	Washer	3	
33	60-4175	Hose, bottom yoke/fork leg	1	
34	83-7064	Bracket - pipe support	1	
35	14-0103	Bolt	2	Bracket to fork and bridge piece
36	60-2427	Washer	2	
37	60-4178	Pipe, fork leg/caliper	1	
38	60-4101	CALIPER	1	
39 } 40 }	99-2769	Brake pad kit	1	
41	99-2764	Bleed nipple	1	
42	99-2765	Piston	2	
43	99-2766	Fluid seal	2	
44	99-2767	Retainer	2	
45	19-6901	Fluid seal	2	
46	3437-307	Bolt, caliper halves	Ref. only	

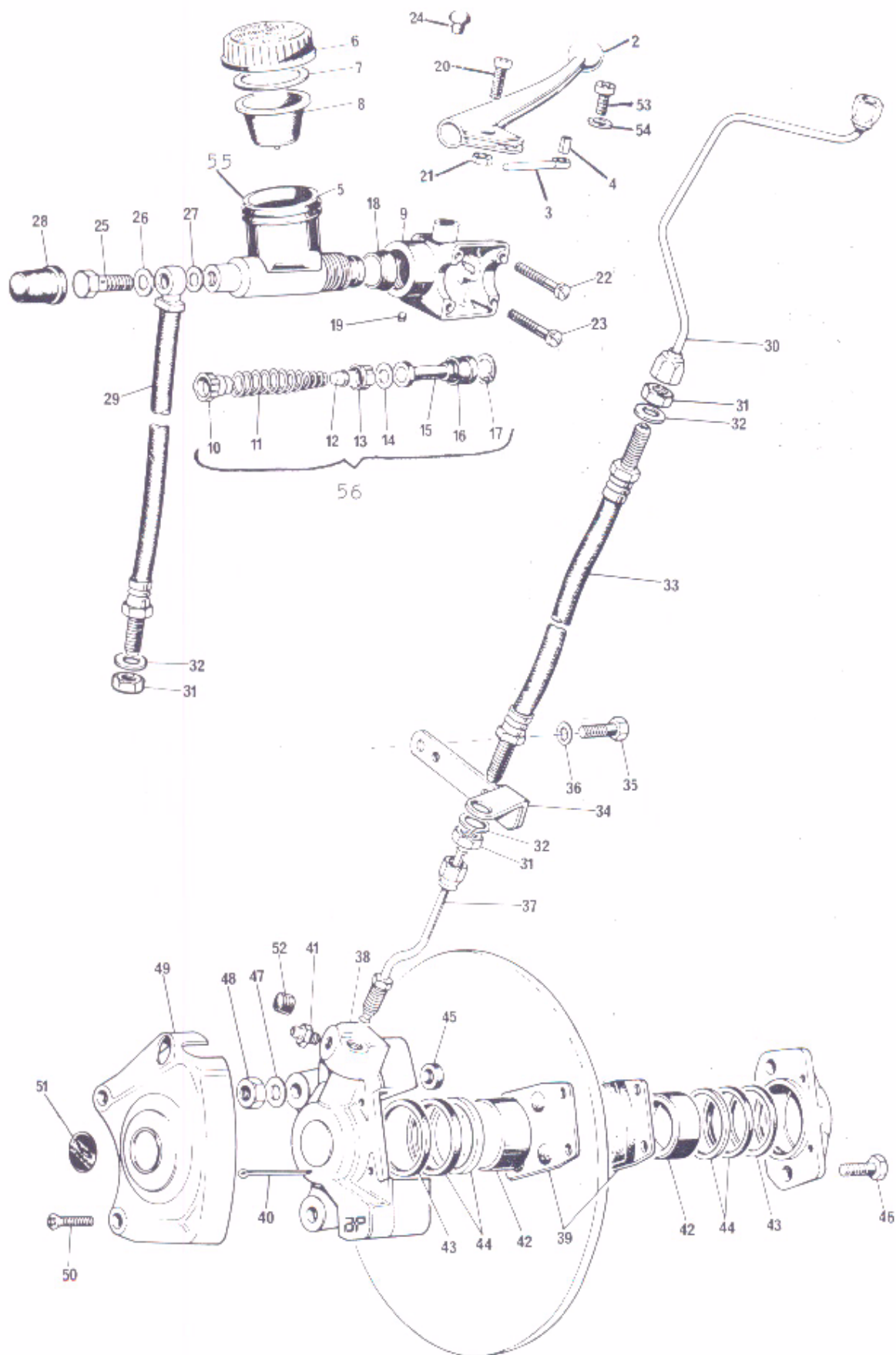
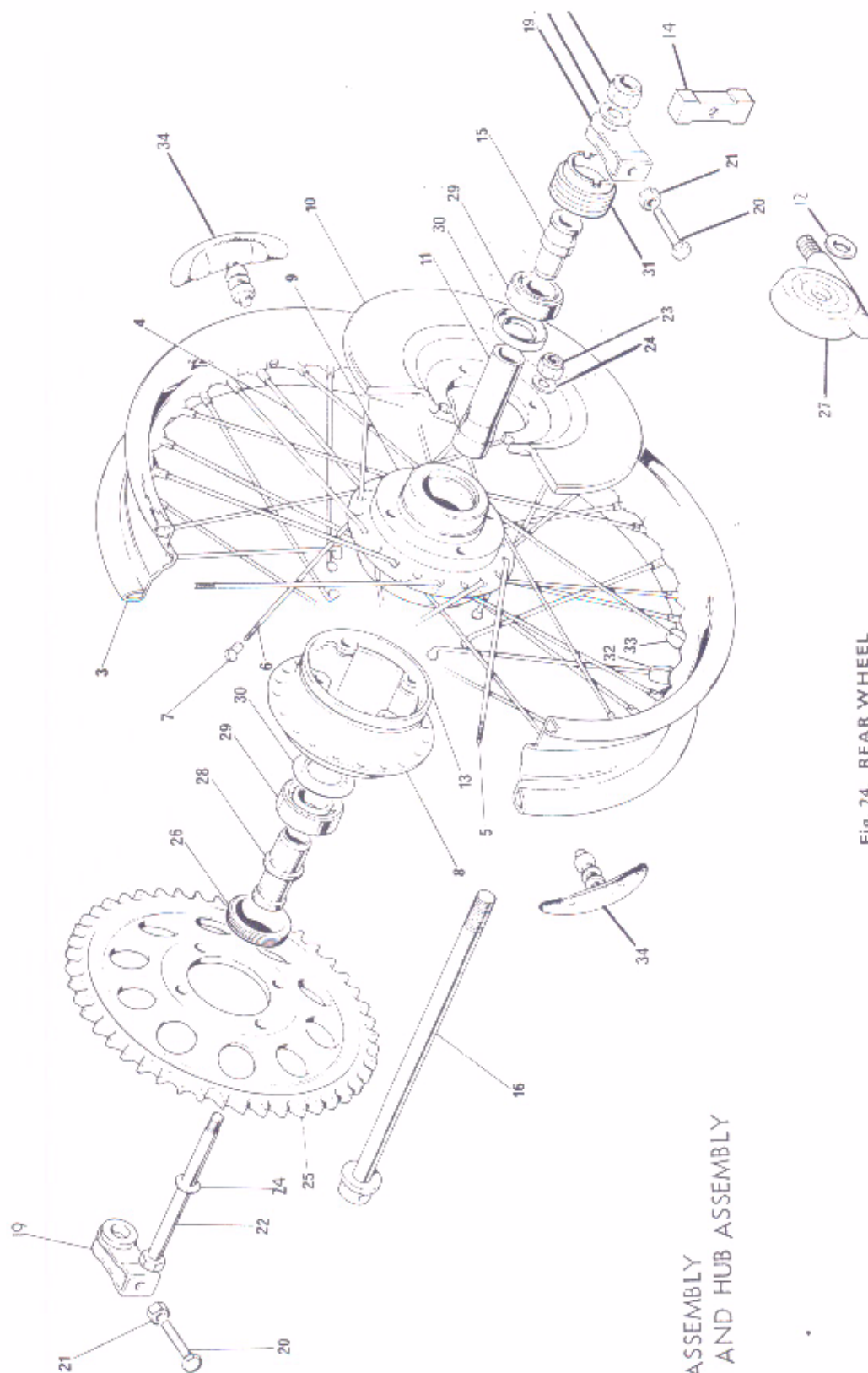


Fig. 23. FRONT BRAKE

FRONT BRAKE (Continued)

Ref. No.	Part No.	Description	Quantity	Remarks
47	60-2331	Washer	2	Caliper to outer member
48	14-1303	Nut	2	
49	37-4263	Cover, caliper	1	
50	21-2196	Screw, cover attachment	2	
51	60-4156	Decal, caliper cover	1	
52	60-4266	Cover, bleed nipple	1	
53	21-1998	Screw, stop switch to lever body	1	
54	21-7008	Washer, for screw	1	
55	60-4397	Reservoir	1	
56	99-2768	Master cylinder repair kit	As reqd.	



REF. 1 REAR WHEEL ASSEMBLY
 REF. 2 RIM, SPOKES AND HUB ASSEMBLY

Fig. 24. REAR WHEEL

REAR WHEEL

Ref. No.	Part No.	Description	Quantity	Remarks
1	37-7035	REAR WHEEL ASSEMBLY	1	
2	37-7017	RIM, SPOKES AND HUB ASSEMBLY	1	
3	37-7030	Rim - W.M. 3 - 19	1	
4	37-7009	Spoke, inner-right & left 10 gauge	20	For 1976
4	37-7031	Spoke, inner-right & left 9 gauge	20	For 1977
5	37-7007	Spoke, outer-right 10 gauge	10	For 1976
5	37-7032	Spoke, outer-right 9 gauge	10	For 1977
6	37-7008	Spoke, outer-left 10 gauge	10	For 1976
6	37-7033	Spoke, outer-left 9 gauge	10	For 1977
7	37-2294	Nipple	40	For 1976
7	37-7034	Nipple	40	For 1977
8	37-7001	Hub - left half	1	
9	37-7002	Hub - right half	1	
10	37-4275	Disc	1	
11	37-7005	Spacer tube - bearings	1	
12	37-7021*	Washer - speedometer drive gearbox		*Used only with latest caliper plate 37-702
13	37-7010	Center spacer - rear hub	1	
14	83-3082	Cover plate - fork end	2	
15	37-7003	Spacer - right bearing	1	
16	37-3965	Spindle	1	
17	14-1307	Nut - wheel spindle (5/8" UNF self locking)	1	
18	83-2266	Washer - wheel spindle nut (.656"-.1.000"-.092")	1	
19	37-3742	Adjuster - chain	2	
20	14-0107	Screw - chain adjuster (1/4" UNF x 1 1/2" UH)	2	
21	14-0301	Nut - chain adjuster screw (1/4" UNF)	2	
22	21-7005	Bolt - disc to sprocket	4	
23	14-1903	Nut - disc/sprocket bolt (3/8" UNF self locking)	4	
24	70-8770	Washer - disc/sprocket nut (.390"-.625"-.064")	8	
25	37-7016	Sprocket - rear wheel 47T	1	
26	37-4134	Lock ring - left bearing	1	
27	BG5330/164	Speedometer drive unit	1	
28	37-7006	Spacer - left bearing	1	
29	57-1070	Bearing - left & right	2	
30	37-4135	Grease retainer	2	
31	37-7004	Driving ring-speedometer unit	1	
32	37-3969	Balance weight - short	As reqd.	
33	37-3970	Balance weight - long	As reqd.	
34	37-3468	Security bolt	2	

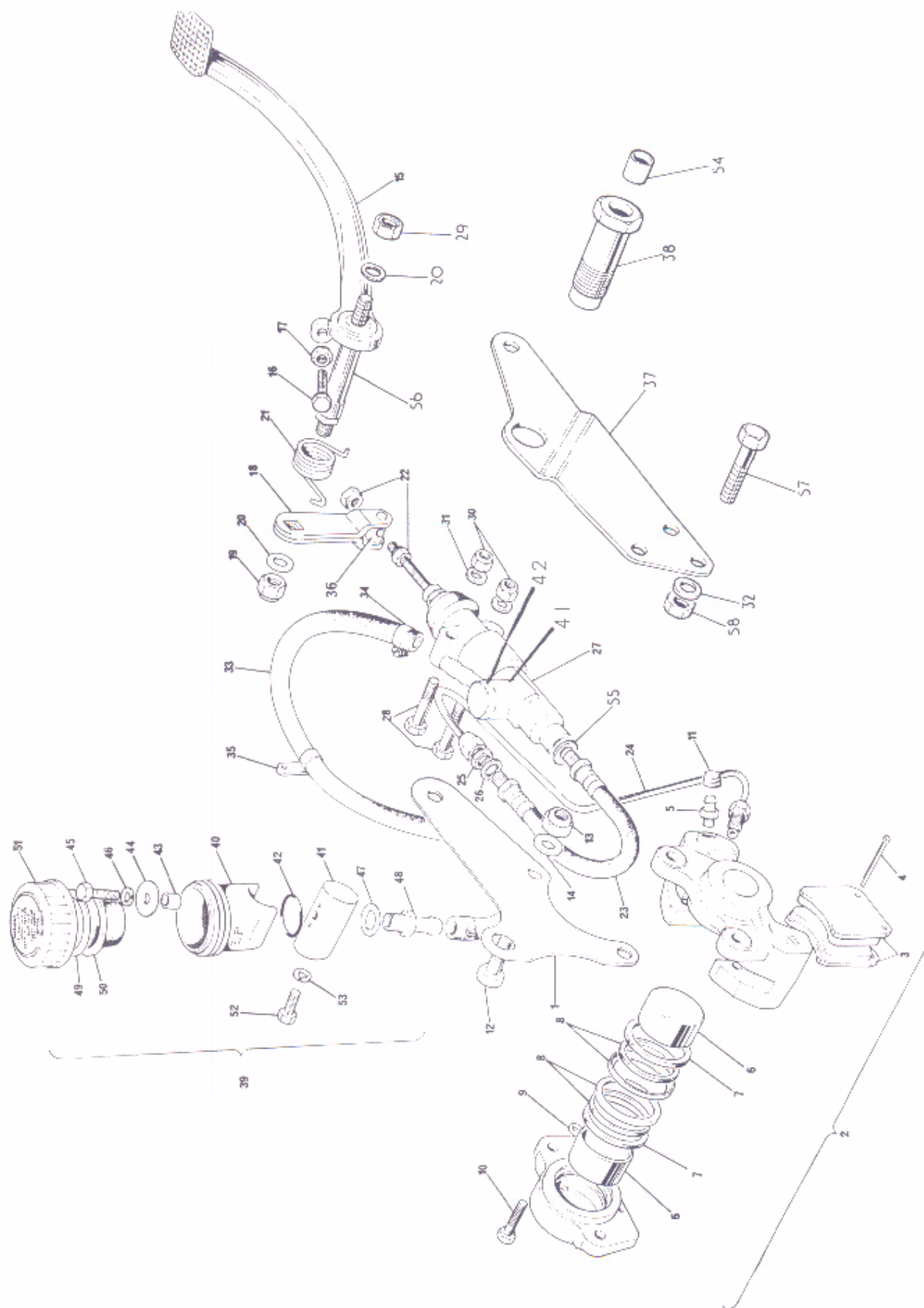


Fig. 25. REAR BRAKE

REAR BRAKE

Ref. No.	Part No.	Description	Quantity	Remarks
1	37-7020	Rear caliper mounting plate	1	*
2	60-4101	CALIPER	1	
3	99-2769	Brake pad kit	1	
4				
5	99-2764	Bleed nipple	1	
6	99-2765	Piston	2	
7	99-2766	Fluid seal	2	
8	99-2767	Retainer	2	
9	19-6901	Fluid seal	1	
10		Bolt	Ref. only	
11	60-4266	Cover, bleed nipple	1	
12	14-0232	Bolt, caliper to mounting	2	
13	14-1203	Nut, caliper to mounting plate bolt	2	
14	82-2184	Washer, for nut	2	
15	83-7044	Brake pedal	1	
16	14-0103	Screw, adjuster - stop light	1	1/4"UNF x 3/8"L
17	14-0301	Nut, adjuster screw	1	1/4"UNF
18	83-7003	Trunnion lever	1	
19	14-1303	Nut, brake pedal spindle, inner	1	
20	60-2331	Washer, for nut	2	
21	83-7016	Return spring, brake pedal	1	
22	21-7006	Adjuster nut, push rod	2	5/16"UNF shouldered
23	60-7028	Hose, master cylinder to pipe	1	
24	60-7007	Pipe, hose to caliper	1	
25	60-4180	Nut, hose to bracket	1	
26	70-2288	Serrated washer, hose to bracket	1	
27	60-4401	MASTER CYLINDER COMPLETE	1	
28	21-7007	Bolt, master cylinder fixing	2	
29	14-1903	Nut, brake pedal spindle, outer	1	
30	14-1302	Nut, cylinder to frame bolt	2	5/16"UNF self locking
31	60-2330	Washer for nut	2	
32	60-2330	Washer for master cylinder fixing, rear	1	
33	60-4409	Hose, reservoir to master cylinder	1	
34	60-7030	Clip, hose	2	
35	83-7049	Clip, hose	1	
36	83-7024	Trunnion	1	
37	83-7018	Mounting plate, master cylinder	1	
38	83-7053	Pivot bolt assembly with bushes	1	
39	83-5465	Reservoir assembly	1	
40	60-4397	Body, reservoir	1	
41	3887/287	Saddle	1	
41	3855/744	Seal	1	
41	3855/814	Seal	1	
42	3471/203	Nut	1	

*Replaces 37-7014. Order kit 00-4409 when servicing earlier machines

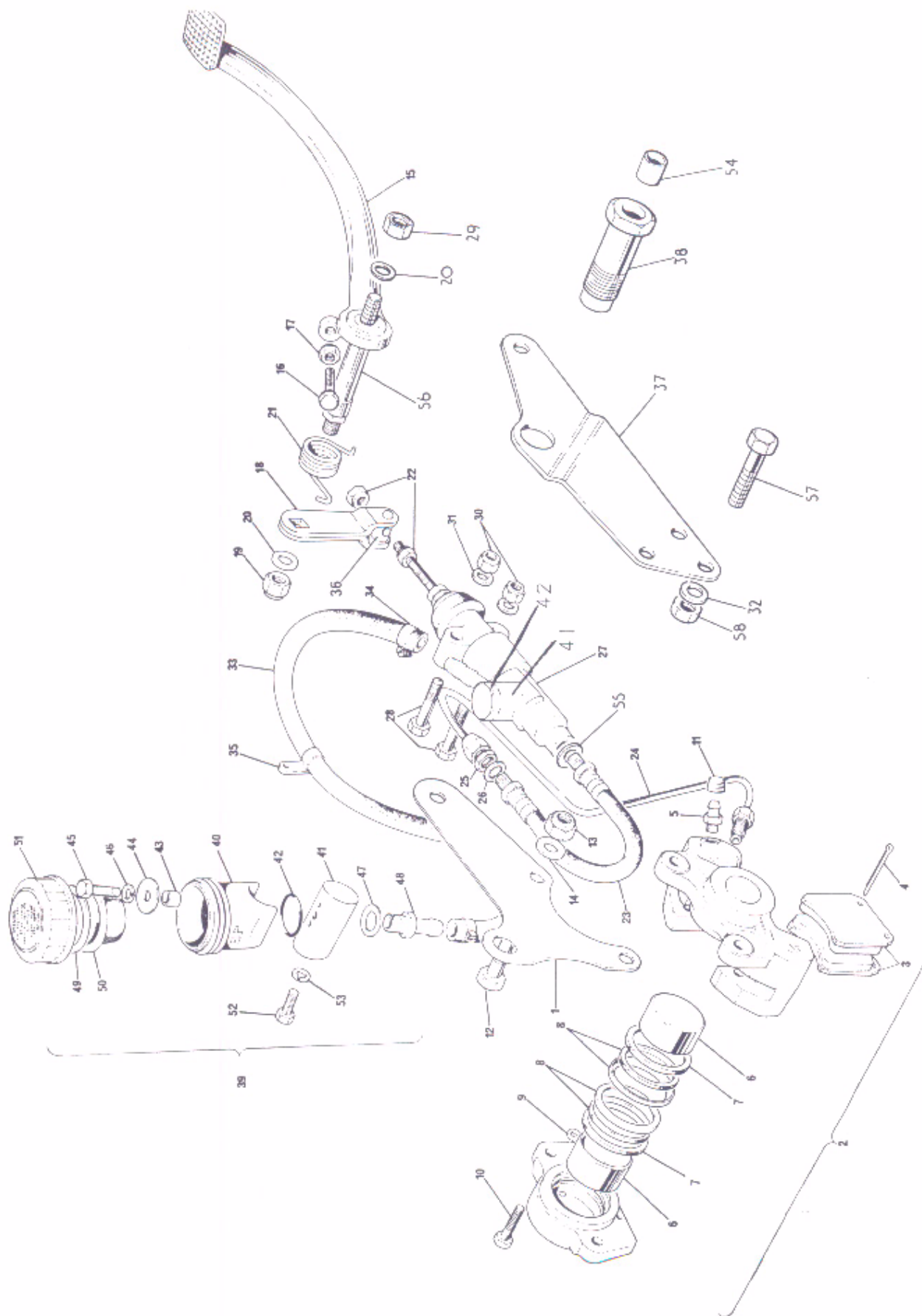


Fig. 25. REAR BRAKE

REAR BRAKE (Continued)

Ref. No.	Part No.	Description	Quantity	Remarks
41	83-7056	Mounting, reservoir	1	
42	60-4374	'O' ring	1	
43	60-4398	Distance piece	1	
44	60-4399	Washer	1	
45	14-0102	Bolt, body to mounting	1	1/4"UNF x 5/8"
46	60-2427	Spring washer for bolt	1	
47	60-7016	Sealing washer	1	
48	83-7055	Outlet stub, feed hose	1	
49	60-4328	Washer, paper	1	
50	60-4366	Diaphragm	1	
51	60-4365	Filler cap	1	
52	14-0101	Bolt, mounting to coil tray	1	1/4"UNF x 5/8"
53	60-2427	Washer, for bolt	1	
54	83-7054	Pivot bolt bush	2	
55	60-4182	Copper gasket	1	
56	83-7046	Spindle, rear brake pedal	1	
57	14-0114	Bolt, master cylinder/plate fixing rear	1	
58	14-1302	Nut for bolt	1	
	19-4700	Master cylinder service kit	1	Not illus.

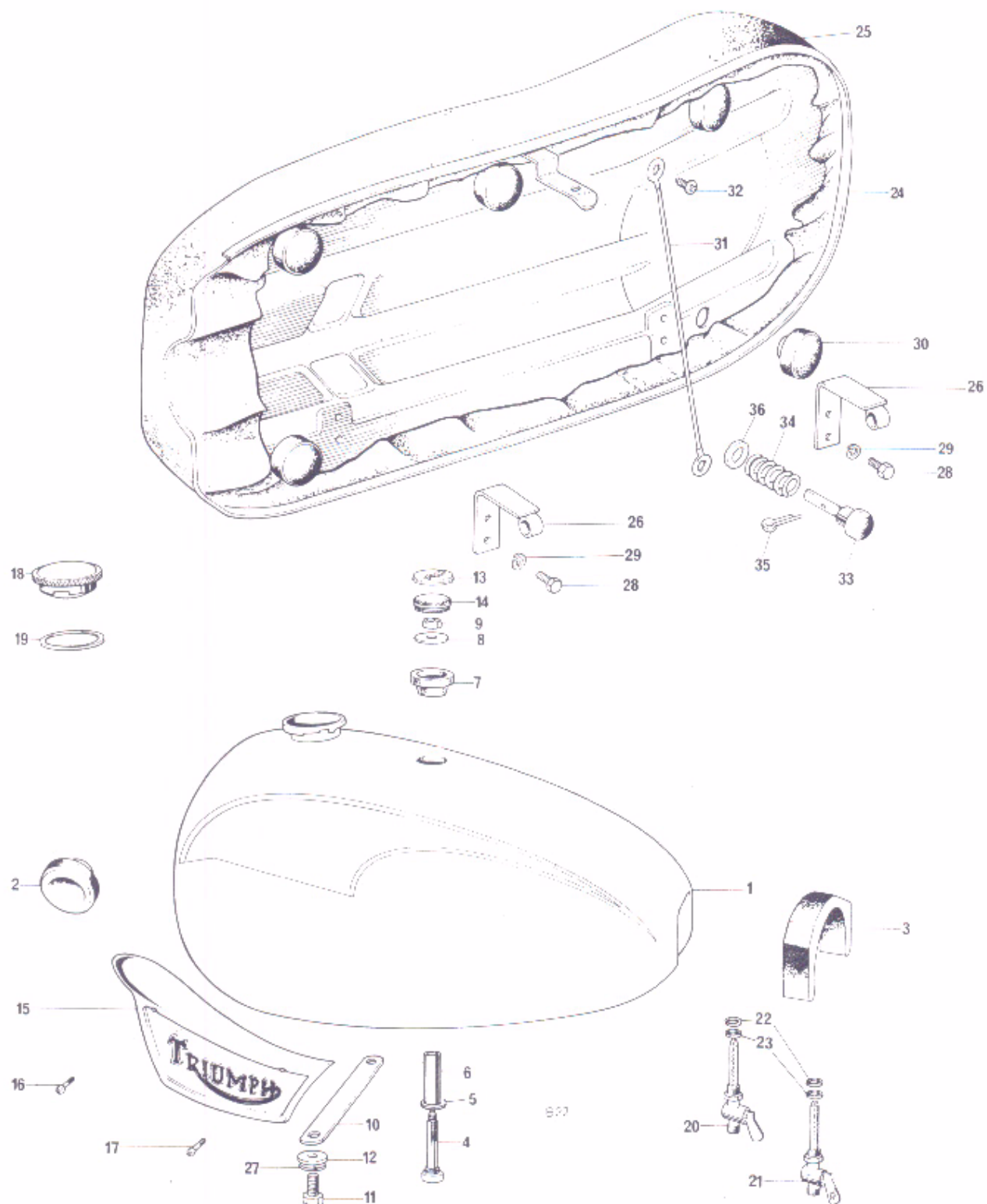


Fig. 25 GAS TANKS AND TWINSEAT

Ref. No.	Part No.	Description	Quantity	Remark
1	83-6212	Gas tank (3.6 U.S. galls.)	1	T140V
1	83-6213	Gas tank (3.6 U.S. galls.)	1	TR7RV
2	83-4931	Steady rubber	2	
3	83-4932	Mounting rubber	2	
4	83-4930	Centre fixing bolt	1	
5	60-2320	Washer	1	
6	82-9063	Distance tube	1	
7	83-4934	Mounting rubber	1	
8	82-3814	Washer	1	
9	14-0302	Nut	1	
10	83-4395	Tie strap	1	
11	14-0113	Bolt	2	
12	60-2321	Washer	2	
13	83-4776	Badge - tank grommet	1	
14	83-4763	Grommet	1	
15	82-9700	Tank motif - right	1	
15	82-9701	Tank motif - left	1	
16	83-1339	Screw - front - tank motif	2	
17	82-7888	Screw - rear - tank motif	2	
18	83-3875	Filler cap	1	
19	82-4048	Joint washer	1	
20	60-4511	Gas tap - main	1	
21	60-4512	Gas tap-reserve	1	
22	70-7351	Tap seal	2	
23	83-0002	Washer	2	
24	83-7065	Twinseat	1	
25	83-7066	Twinseat cover	1	
26	83-4782	Hinge - front and rear	2	
27	60-2428	Spring washer	2	
28	14-0101	Bolt	4	Hinge attachment
29	60-2417	Washer	4	
30	82-9093	Rubber buffer	4	
31	60-2087	Check wire	1	
32	60-2381	Screw - self tapping	1	
33	82-7560	Seat plunger and knob	1	
34	82-4228	Spring	1	
35	60-2720	Split pin (3/32 in. x 1/2 in.)	Reference only	
36	71-3749	Washer	1	

ALTERNATIVE FITMENTS

* 83-7063	Petrol tank (4 imp galls) blue	1	T140V
* 83-7062	Petrol tank (4 imp galls.) POLY RED	1	
* 83-7061	Petrol tank (4 imp galls.) SEA JADE	1	TR7RV
83-4933	Mounting rubber	1	
21-2064	Screw - tank badge	4	
60-2569	Tank badge	2	
83-4355	Knee grip - left	1	
83-4356	Knee grip - right	1	
83-4118	Tie strap	1	

*THESE TANKS REPLACE PREVIOUS 4 GALL. TYPE. WHEN FITTING TO PRE 1977 T140 MACHINES, USE PETROL PIPE PART NUMBER 83-6209. TR7 PETROL PIPE IS UNCHANGED.

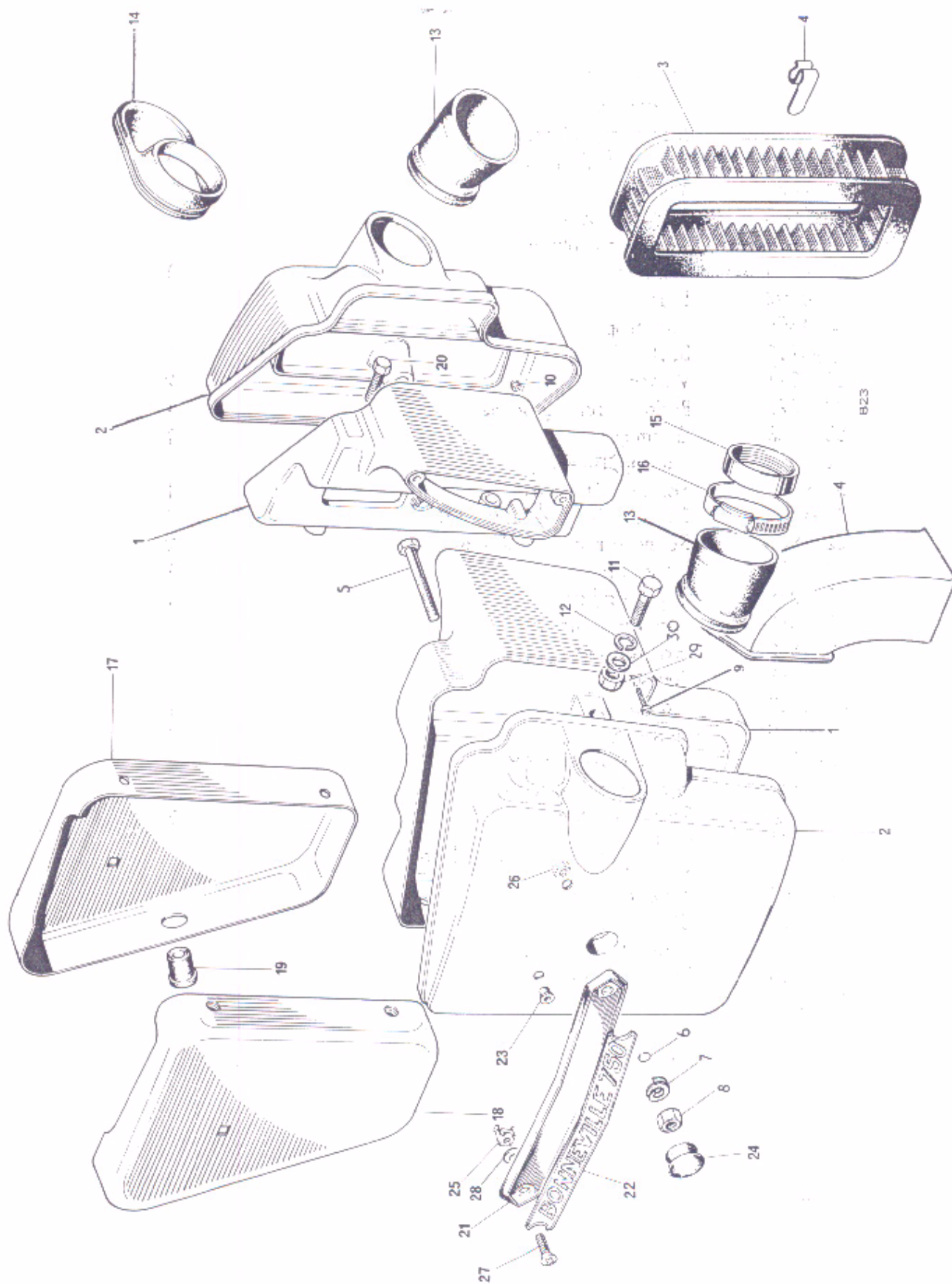


Fig. 26 AIR CLEANERS AND SIDE PANELS

AIR CLEANER AND SIDE PANELS

Ref. No.	Part No.	Description	Quantity	Remarks
1	83-4606	Body - left	1	Twin Carb T140V
1	83-4607	Body - right	1	
2	83-7067	Cover - left	1	
2	83-7068	Cover - right	1	Single Carb TR7RV
1	83-4845	Body - left	1	
1	83-4609	Body - right	1	
2	83-4807	Cover - left	1	All models
2	83-4808	Cover - right	1	
3	60-4265	Element	2	
4	83-5448	Air intake tube, left	1	All models
4	83-5449	Air intake tube, right	1	
5	14-0221	Bolt	2	
6	83-7057	Circlip	2	Cover to body
7	60-2438	Washer	2	
8	14-0302	Nut	2	
9	60-3539	Screw	2	left assy to right assy
10	21-0501	Nut	2	
11	14-0218	Bolt	2	
12	83-4299	Plain washer	4	Air cleaner to frame
13	71-7019	Connector pipe	2	
14	83-5161	Connector pipe	1	
15	71-1860	Carburetor adaptor	1	TR7RV
16	60-3975	Clip	1	TR7RV
16	71-7018	Clip	2	T140V
17	83-4854	Side panel - left	1	
18	83-4803	Side panel - right	1	
19	82-6673	Panel grommet	2	
20	14-0102	Bolt	4	
21	60-4150	Name plate	2	
22	60-4384	Motif "Tiger 750"	2	TR7RV
22	60-4385	Motif "Bonneville 750"	2	T140V
23	60-4153	Rubber bush	2	
24	60-4152	Rubber plug	2	
25	60-4154	'Spire' nut	2	Name plate attachment
26	82-4717	Nut	2	
27	82-4129	Screw (rear)	2	
27	83-7058	Screw (front)	2	
28	97-1388	Washer (under motif, front)	2	
29	14-1302	Nut	2	
30	60-2321	Plain washer	2	

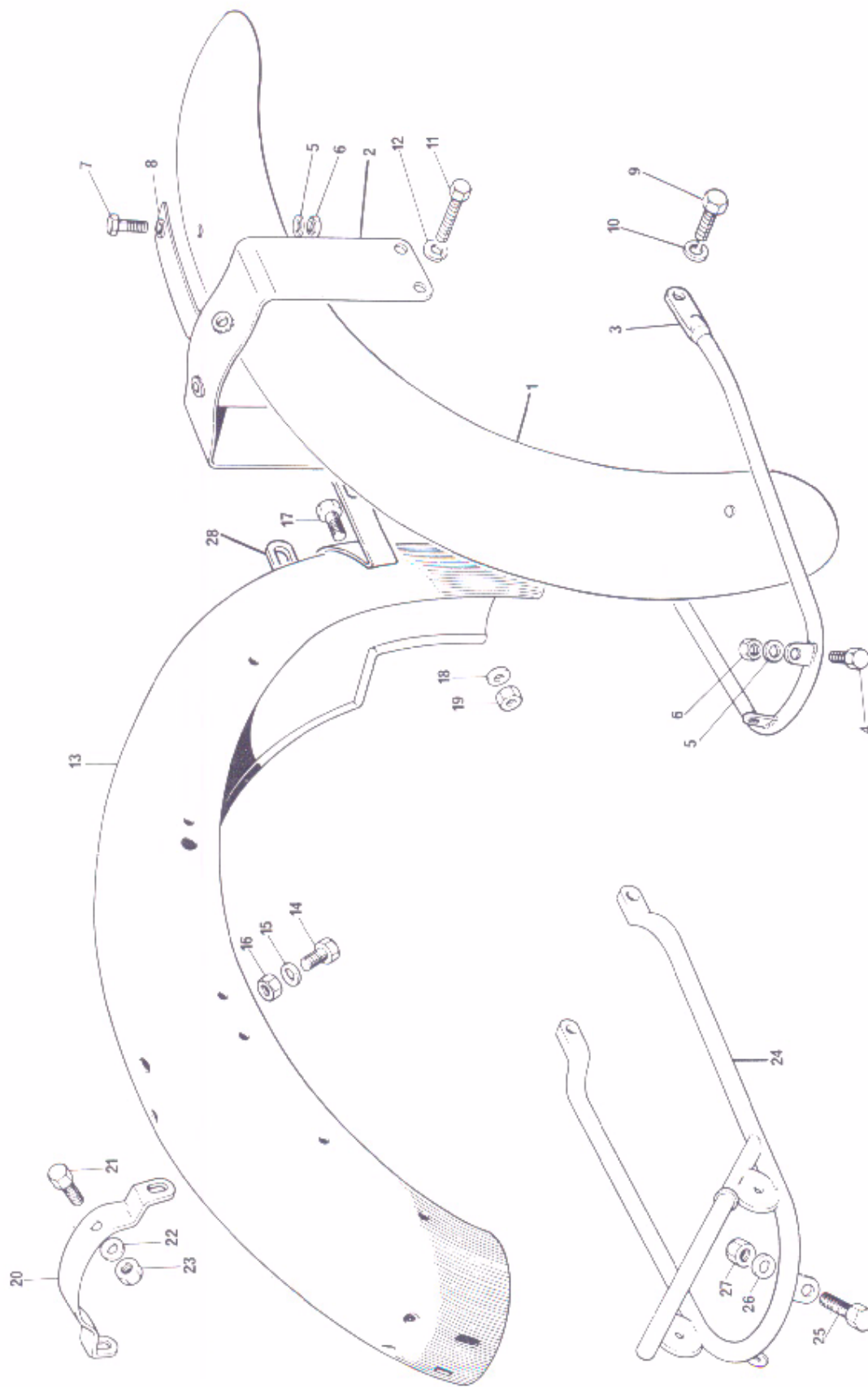


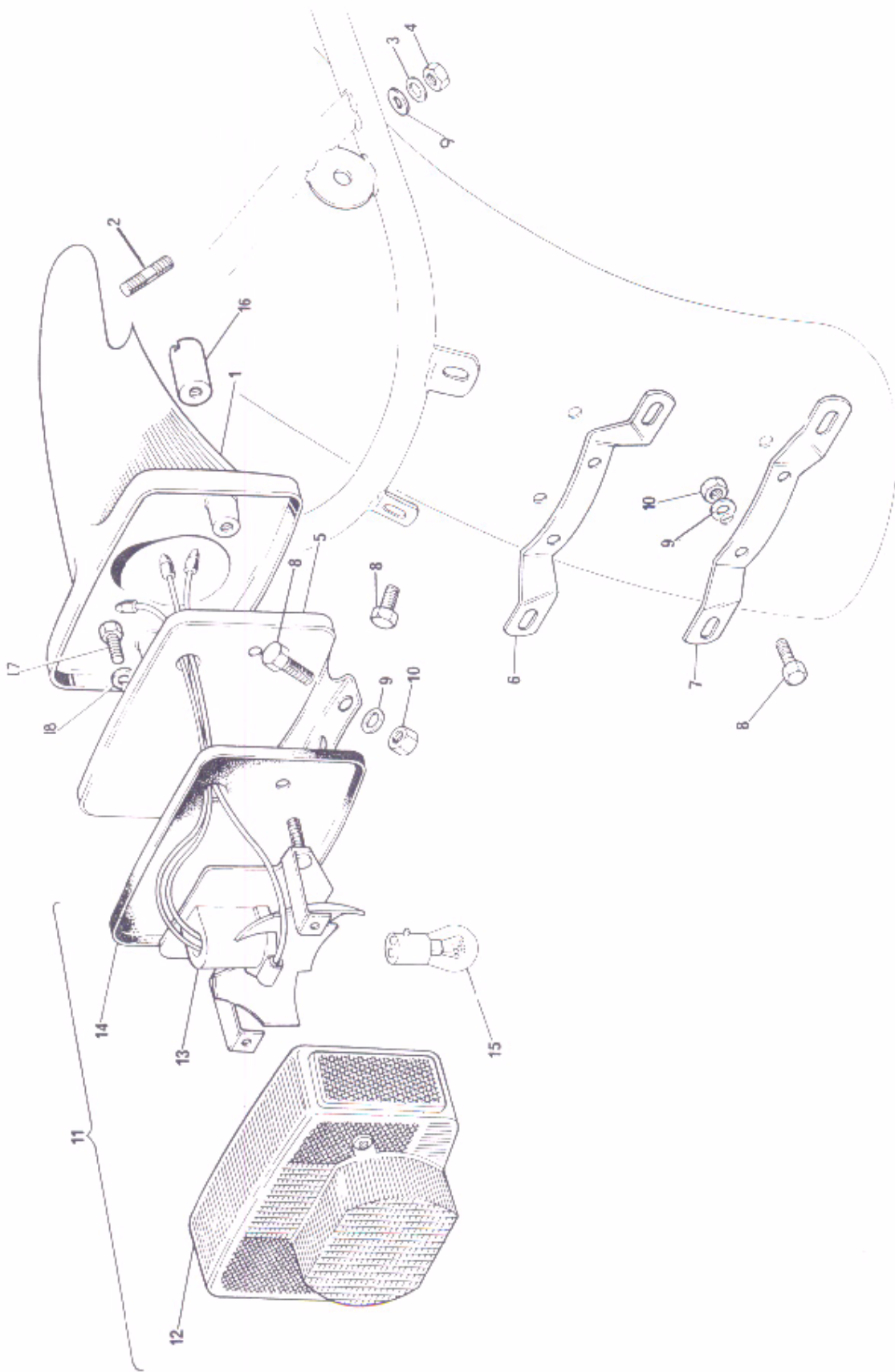
Fig. 27. FENDERS AND TAIL LAMP

FENDERS

Ref. No.	Part No.	Description	Quantity	Remarks
1	97-7003	Front fender	1	
2	97-7004	Bridge piece assembly	1	
3	97-4552	Rear stay	1	
4	14-0101	Bolt, rear stay to blade	2	
5	60-4245	Washer	5	
6	14-1201	Nut	5	
7	14-2205	Screw, bridge piece to blade	3	
8	71-2501	Fibre washer	3	
9	14-6114	Bolt, stay to spindle cap	2	
10	60-2428	Washer	2	
11	14-0103	Bolt, bridge piece to fork leg	2	
12	60-2427	Washer	2	
13	83-7031	Rear fender	1	
14	14-0101	Bolt	2	
15	60-2329	Washer	2	Fender top fixing
16	14-1301	Nut	2	
17	14-0114	Bolt	2	
18	60-2330	Washer	2	Fender front fixing
19	14-1302	Nut	2	
20	83-4600	Bridge - rear fender	1	
21	14-0102	Bolt	2	
22	60-2329	Washer	2	Bridge to fender
23	14-1301	Nut	2	
24	83-5145	Grab rail	1	
25	14-0102	Bolt	2	
26	60-2329	Washer	2	Grab rail to fender
27	14-1301	Nut	2	
28	83-2796	Lower front bracket	1	

ALTERNATIVE FITMENTS

83-2726	Rear number plate	1	
14-0101	Bolt	4	
60-2329	Washer	4	Number plate attachment
14-1301	Nut	4	



C 50

Fig. 28. TAIL LAMP AND SUPPORT

TAIL LAMP AND SUPPORT

Ref. No.	Part No.	Description	Quantity	Remarks
1	83-4774	Tail lamp carrier	1	
2	21-2225	Stud	1	Tail lamp suppo to fender
3	60-4250	Washer	1	
4	14-0301	Nut	1	
5	83-5001	Support plate	1	
6	83-4784	Rear No. plate bracket - top	1	
7	82-6850	Rear No. plate bracket - bottom	1	
8	14-0102	Bolt	4	No. plate brack and support pla to fender
9	60-2329	Washer	5	
10	14-1301	Nut	4	
11	56513	STOP TAIL LAMP	1	
12	54584930	Lens	1	
13	54584931	Base assembly	1	
14	54583924	Gasket	1	
15	380	Bulb	1	
16	83-4800	Sleeve nut, lamp to back plate	2	
17	14-7804	Screw support plate to carrier	1	
18	70-1612	Serrated washer	1	
	83-4806	Wiring protector	1	Not illus.
	60-4103	Grommet, flasher wire	1	
	60-3748	Decal '5 speed'	1	
	83-5105	'U' grommet, lamp carrier	2	
	97-0961	Grommet, mudguard for wiring	2	
	60-4440	Grommet, flasher wires	2	

Ref. No.	Part No.	Description	Quantity	Remarks
1	97-7001	Handlebar	1	USA specif.
1	97-7002	Handlebar	1	UK & general
2	97-1425	Sleeve, handlebar mounting	4	
3	364/16	TWIST GRIP	1	TR7RV
3	364/18	TWIST GRIP	1	T140V
4	16/328	Body, top half	1	
5	16/329	Body, bottom half	1	
6	16/008	Friction spring	1	
7	16/009	Screw	1	
8	16/010	Locknut	1	
9		Rotor	1	
10	11/013	Screw	2	
11	97-2125	Grip, right hand	1	
12	16/011	Cable stop	1	
13	97-2124	Grip, left hand	1	
14	12/608	AIR CONTROL LEVER	1	
15	12/556	Lever	1	
16	12/607	Bolt	1	
17	12/606	Cap	1	
18	12/033	Spring washer	1	
19	70-1612	Shakeproof washer	2	
20	60-3896	Screw	2	
21	60-4206	Front brake lever assembly	1	
22	60-7023	Clutch lever blade	1	
23	60-7026	Pivot pin	1	
24	14-1901	Nut, pivot pin	1	
25	60-3585	Adjuster	1	
26	60-3586	Lockring	1	
27	30707	HANDLEBAR SWITCH, LEFT HAND	1	
28	60-7021	CLUTCH LEVER ASSEMBLY COMPLETE	1	
29	60-7022	Handlebar bracket, clutch lever	1	
30	60-7024	Handlebar clamp for bracket	1	
31	30781	Handlebar switch, right hand	1	
32	97-2291	Handlebar eyebolt	2	
33	82-1335	Washer	2	
34	21-0589	Bolt	2	
35	97-1527	Metalastik bush	2	
36	97-1529	Hemispherical washer	4	
37	97-1581	Distance piece	2	
38	97-1580	Rubber washer	2	
39	97-2221	Cup	2	
40	14-1303	Nut	2	
41	60-7025	Screw, handlebar clamp 5/8" x 1BA	2	
41A	18/060	Nut for handlebar screw	2	

Footnote. All clutch lever components on machines prior to 1977 MODELS are serviced by the latest clutch lever assembly complete, Part No. 60-7021. Individual parts are no longer available for the earlier clutch lever assemblies.

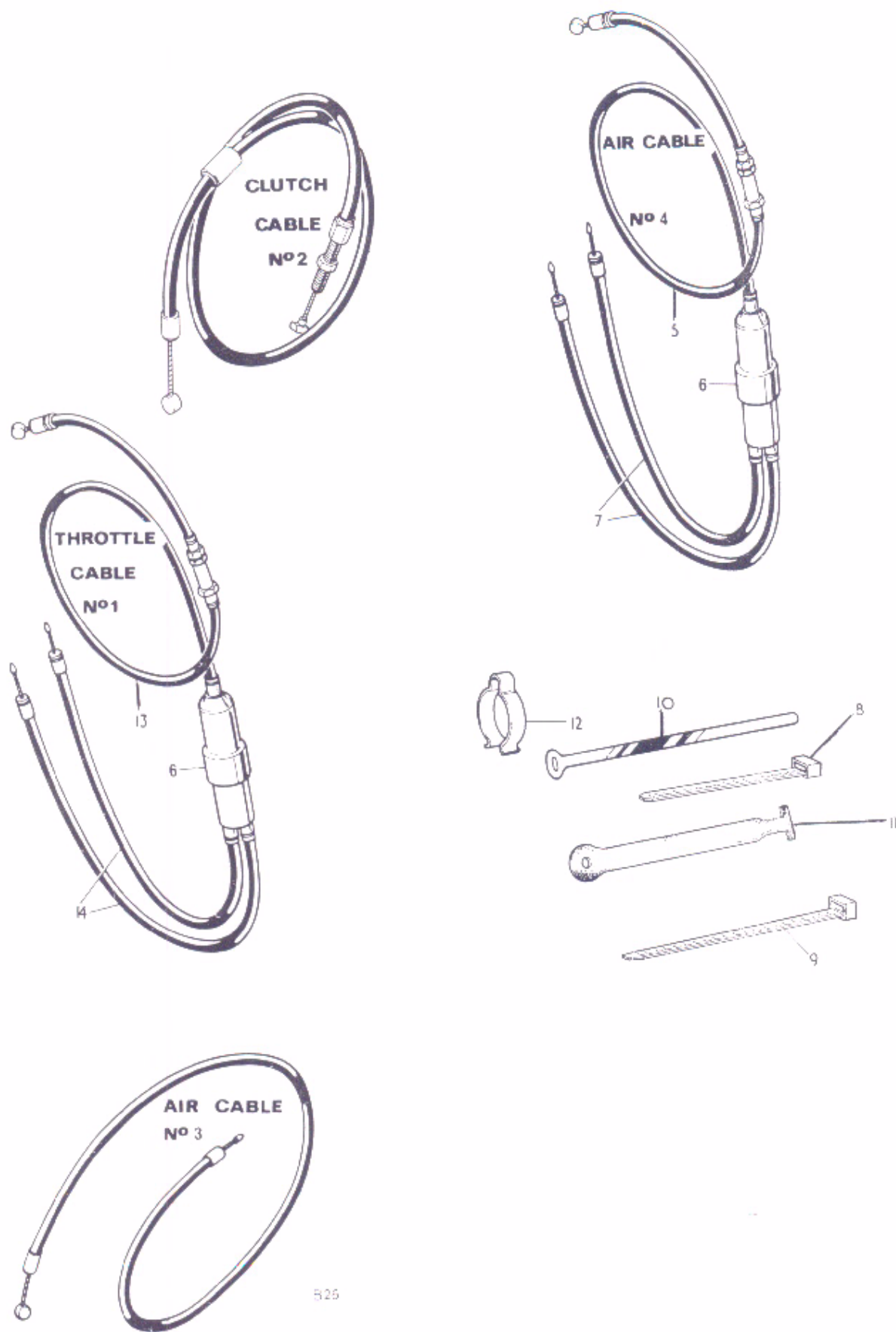


Fig. 30. CONTROL CABLES

CONTROL CABLES

Ref. No.	Part No.	Description	Quantity	Remarks
1	60-7002	Throttle cable COMPLETE	1 T140V	HIGH BA
1	60-1806	Throttle cable COMPLETE	1 TR7RV	HIGH BA
2	60-3925	Clutch cable COMPLETE	1	HIGH BA
3	60-4194	Air control cable COMPLETE	1 TR7RV	UNIVERS
4	60-4126	AIR CONTROL CABLE COMPLETE	1 T140V	UNIVERS
5	60-4127	Air cable, lever to junction box	1 T140V	UNIVERS
6	60-0685	Junction box throttle and air control	2 T140V	UNIVERS
7	60-4128	Air cable, junction box to carburetor	1 T140V	UNIVERS
8	60-0978	Cable clip	1	
9	60-4254	Cable clip	13	
10	60-0777	Cable clip	1	
11	60-4258	Cable clip	2	
12	97-4112	Handlebar clip	As required	
13	60-7001	Throttle cable (twist grip to junction block)	1 T140V	HIGH BA
14	60-0733	Throttle cable (junction block to carburetor)	2 T140V	HIGH BA

ALTERNATIVE FITMENTS

1	60-0732	Throttle cable COMPLETE	1 T140V	LOW BA
1	60-0746	Throttle cable COMPLETE	1 TR7RV	LOW BA
2	60-4168	Clutch cable COMPLETE	1	LOW BA
13	60-0683	Throttle cable (twist grip to junction block)	1 T140V	LOW BA
14	60-0733	Throttle cable (junction block to carburetor)	2 T140V	LOW BA

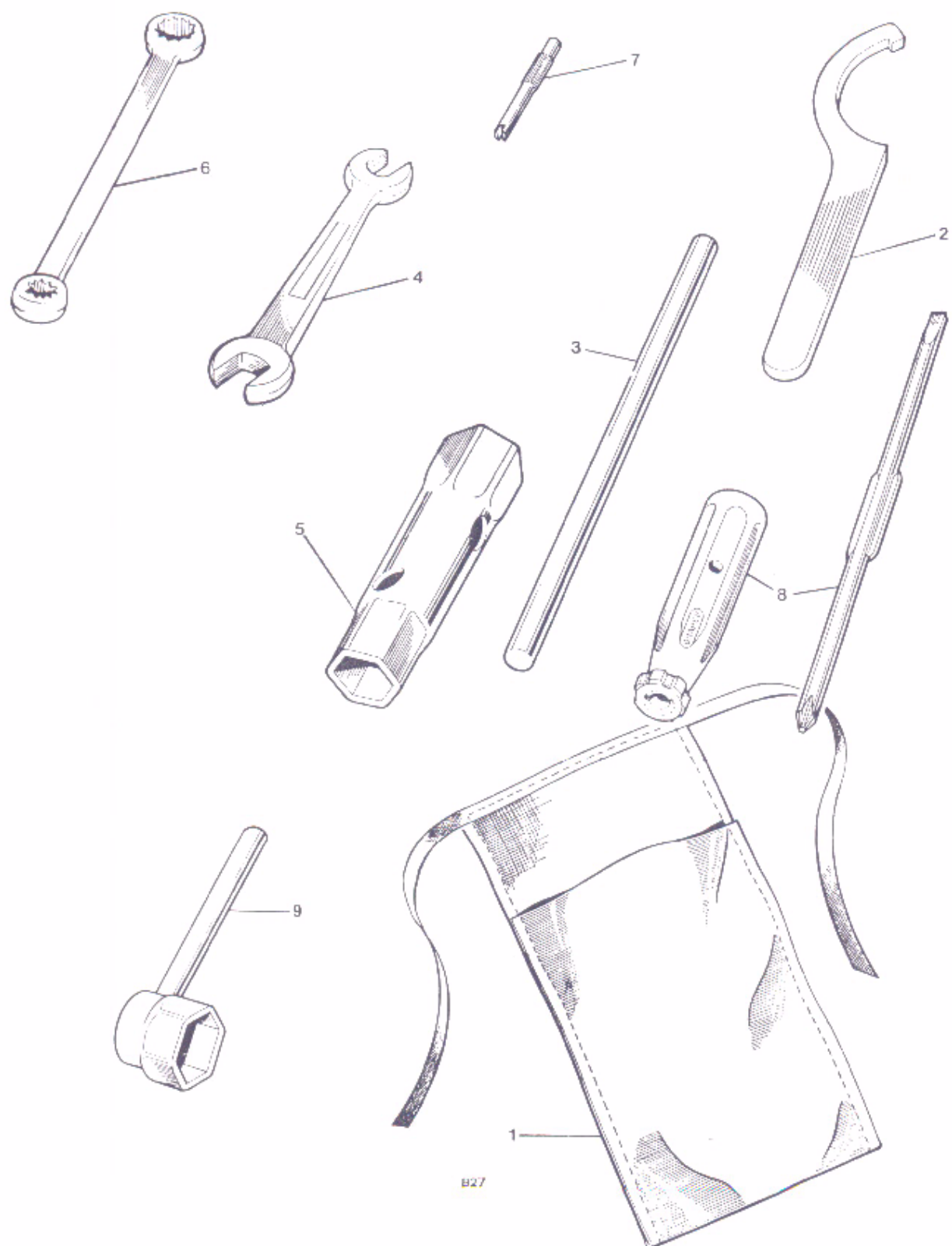
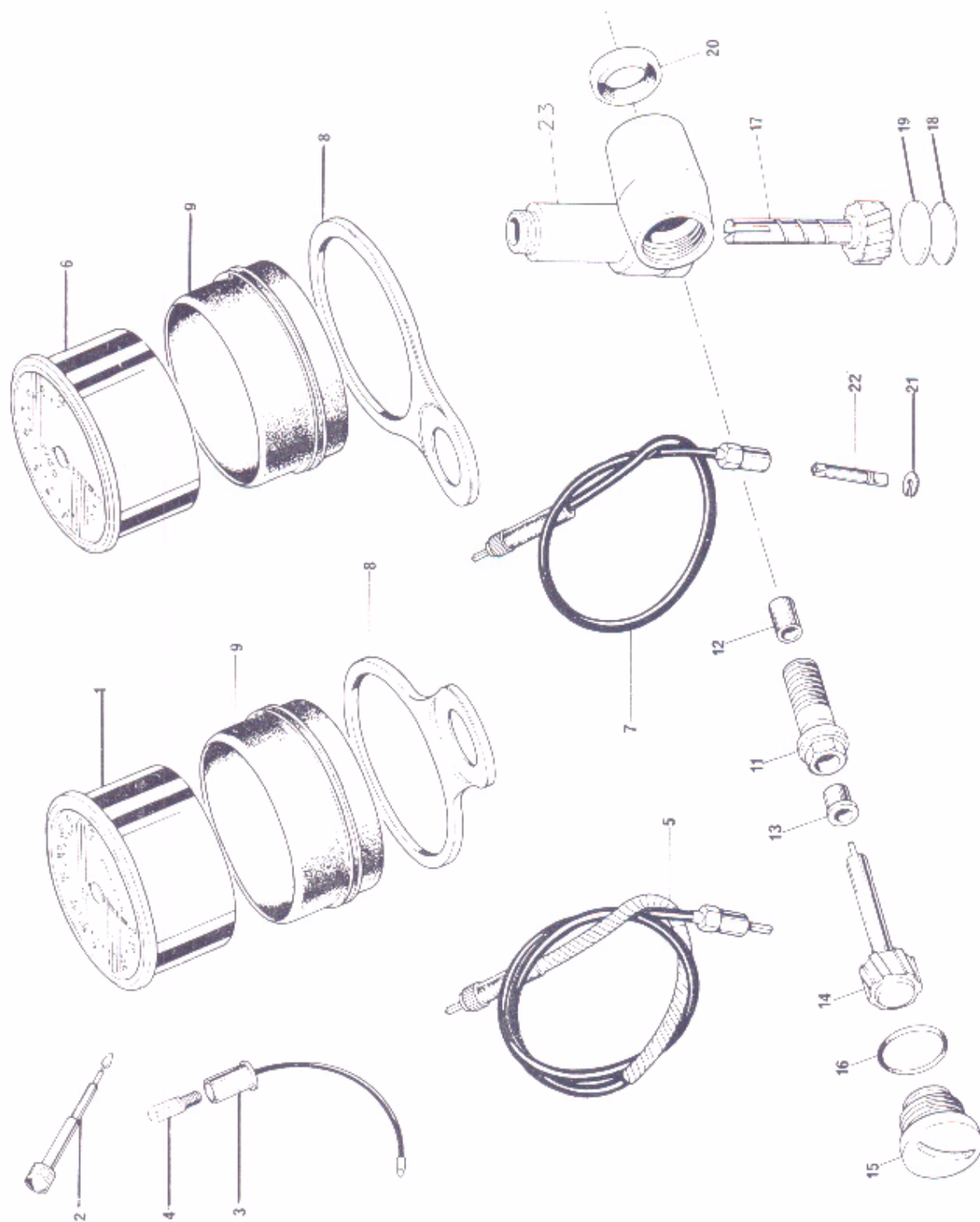


Fig. 31. TOOLKIT

TOOLKIT

Ref. No.	Part No.	Description	Quantity	Remarks
	60-7019	TOOKLIT COMPLETE	1	
1	60-0291	Tool roll	1	
2	60-2184	Damper unit spanner	1	
3	60-7020	Tommy bar, for rear wheel and box spanner	1	
4	60-2084	Spanner - open ended	1	
5	60-0971	Box spanner	1	
6	60-1907	Ring spanner	1	
7	60-0974	Tyre valve key	1	
8	60-0767	Screw driver	1	
9	60-105C	Plug spanner	1	
Not illus.	60-2599	Licence holder	Available	



828

Fig. 32. SPEEDOMETER AND TACHOMETER

10 TACHOMETER GEARBOX COMPLETE

SPEEDOMETER AND TACHOMETER

Ref. No.	Part No.	Description	Quantity	Remarks
1	SSM4003/00	Speedometer head - MPH	1	
1	SSM4003/01	Speedometer head - KPH	1	
2	60-7011	Trip control	1	
3	51271406	Bulb holder	1	
4	643	Bulb	1	
5	DF9110/00F	Speedometer cable	1	
6	RSM3006/00	Tachometer head	1	
7	DF9111/00G	Tachometer cable	1	
8	97-4026	Mounting bracket	1	
9	60-2600	Rubber cup	1	
10	71-7011	TACHOMETER GEARBOX	1	
11	70-9332	Securing screw	1	
12	70-5156	Bush	1	Ref. only. Not supplied separately. Part of 70-9332.
13	70-5155	Flanged bush	1	
14	70-5157	Driving gear	1	
15	71-2480	End cup	1	
16	60-3355	'O' ring	1	
17	71-2653	Driven gear	1	
18	71-2481	Welch washer	1	
19	71-7012	Thrust cap	1	After Engine No. XN65837
19	71-2482	Thrust washer	1	Before Engine No. XN65837
20	70-7351	Sealing washer	1	
21	60-0494	Circlip	1	
22	99-0173	Spade	1	
	60-2391	Washer	4	For speedo & tacho mounting. Not ill Not supplied separately
	21-0778	Nut	4	
23	71-4130	Tachometer body	1	

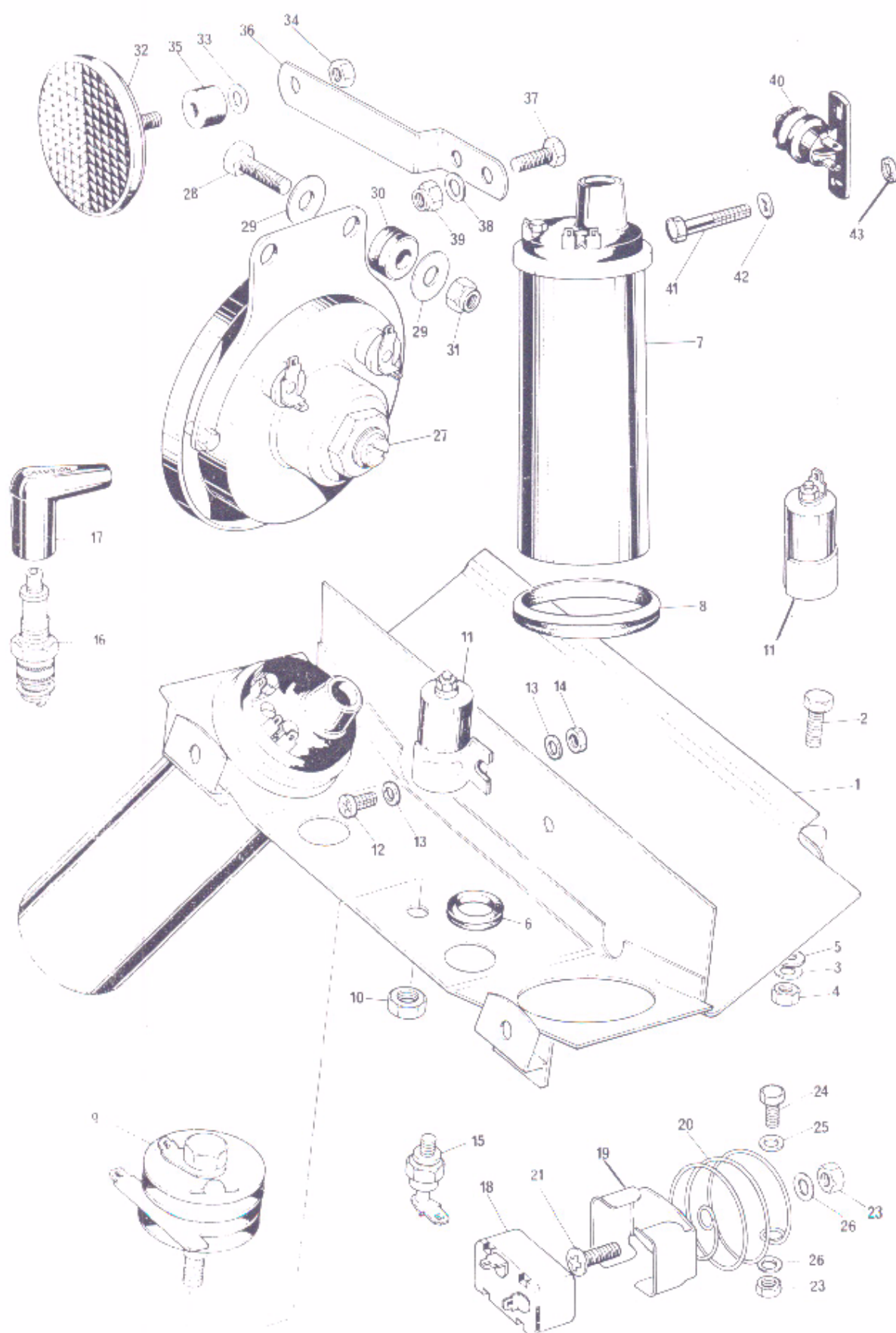


FIG. 13 COIL, CAPACITOR PACK, FLASHER UNIT, ZENER DIODE AND HORN

ELECTRICAL COMPONENTS

Ref. No.	Part No.	Description	Quantity	Remarks
1	83-7041	Coil and tool tray assembly	1	
	14-0102	Bolt	1	
3	60-2329	Washer	2	Coil & tool tray attachment, rear.
4	14-1301	Nut	1	
5	70-7554	Rubber washer	1	
6	82-6784	Grommet, wiring harness	2	
7	45223	Ignition coil (17-M-12)	2	
8	82-9561	Coil grommet	2	
9	49072	Rectifier	1	
10	82-5338	Nut	1	
11	54420128	Condenser	2	
12	21-2079	Screw	2	Condenser attachment
13	60-2391	Washer	4	
14	21-0778	Nut	2	
15	49345	Zener diode	1	
16	N3	Spark plug	CHAMPION	Ref. only
17	60-0262	Plug cover	2	CHAMPION
18	35048	Flasher unit	1	
19	54385091	Clip, flasher unit	1	
20	54386637	Spring	1	Flasher unit attachment
21	21-2079	Screw	1	
22	60-2391	Washer	1	
23	21-7009	Nut	2	
24	21-2120	Bolt, spring to battery carrier	1	
25	97-1388	Plain washer	1	
26	60-2416	Washer	2	
27	70228	Horn	1	
28	14-0103	Bolt	2	Horn attachment
29	60-2347	Washer	4	
30	60-3161	Grommet	2	
31	14-1301	Nut	2	
32	57183	Reflector - amber	2	
33	60-2416	Washer	2	Reflector Mounting
34	82-3799	Nut	2	
35	83-3522	Mounting rubber	2	
36	83-3764	Reflector bracket	2	
37	21-2120	Bolt	2	Bracket to frame
38	60-2391	Washer	2	
39	21-0778	Nut	2	
40	34815	Rear stop light switch 118SA	1	
41	21-7010	Screw, rear stop switch	2	
42	97-1388	Plain washer	2	
43	83-7060	Rubber washer	2	
	70-4144	Grommet (for spark plug cover)	2	Not illus.
	83205	Diode, headlamp	1	Not illus.

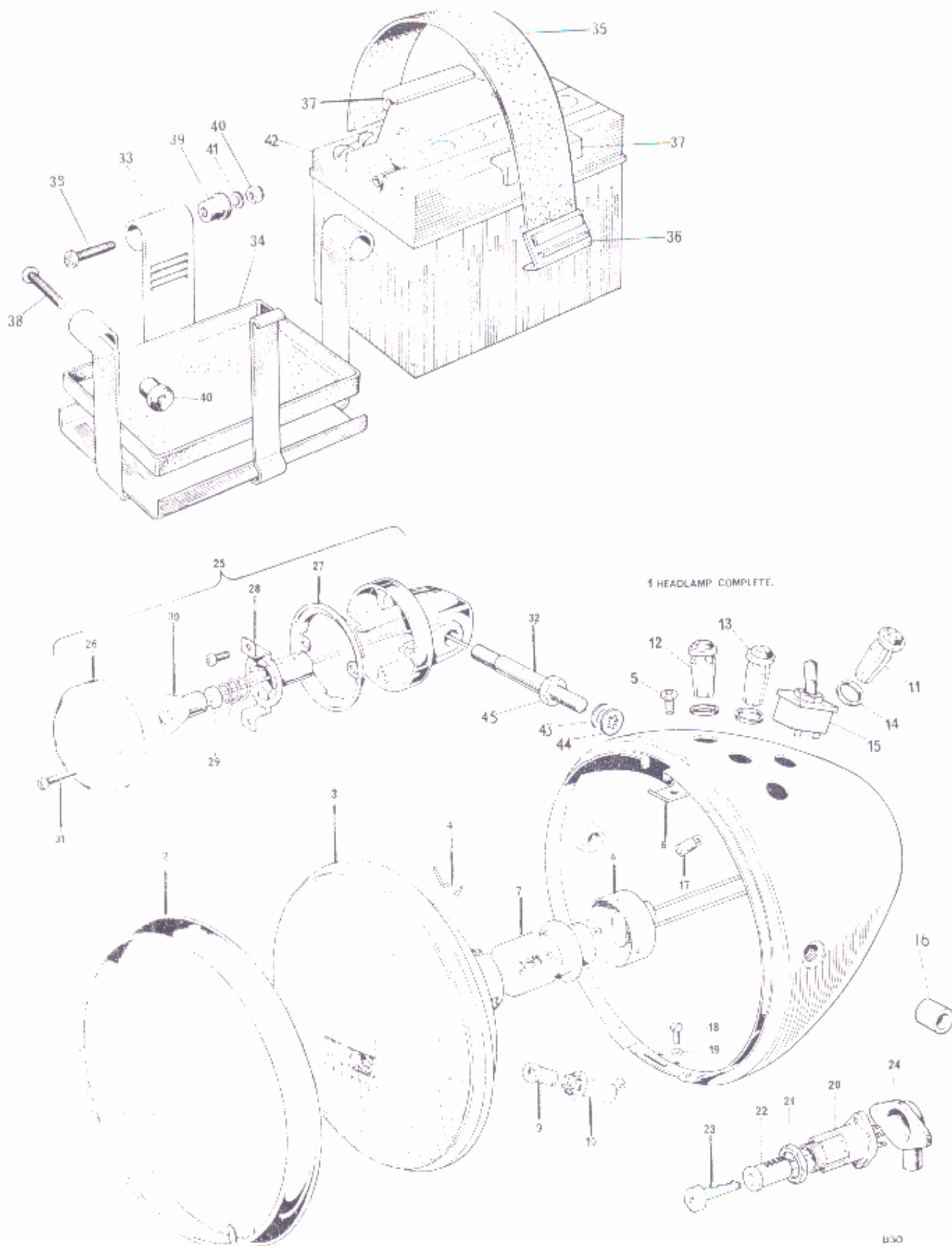


Fig. 34. HEADLAMP AND FLASHER LAMPS

HEADLAMP AND FLASHER LAMPS

Ref. No.	Part No.	Description	Quantity	Remarks
1	60512	HEADLAMP COMPLETE	1	UK-USA-Canada
2	553248	Headlamp rim	1	
3	54525927	Light unit	1	UK-USA-Canada
4	504665	Fixing wire	6	
5	144921	Screw	1	
6	534296	Plate	1	
7	370	Main bulb, 45/35W	1	UK-USA-Canada
8	554602	Bulbholder	1	UK-USA-Canada
9	989	Pilot bulb	1	
10	54573590	Pilot bulbholder	1	
11	54363454	Warning light, red	1	
12	54363455	Warning light, green	1	
13	54363453	Warning light, amber	1	
14	54140331	Sealing washer	3	
15	34419	Light switch	1	
16	97-4125	Distance piece, headlamp bolt	2	
17	281	Bulb, warning light	3	
18	54115106	Screw, headlamp fixing	2	
19	143086	Washer, headlamp fixing	2	
20	31899	IGNITION SWITCH	1	
21	54130041	Nut	1	
22	54335169	IGNITION LOCK WITH KEY	1	
23	19-5614 & on	Ignition key	1	state serial no.
24	97-2262	Cover, ignition switch	1	
25	56605	FLASHER LAMP	4	
26	54581638	Lens	1	
27	54580300	Gasket	1	
28	54580322	Bulbholder	1	
29	573832	Interior assembly	1	
30	382	Bulb	1	
31	54123401	Screw	2	
32	60600091	Stanchion, flasher lamp front	2	
32	60600269	Stanchion, flasher lamp rear	2	
33	83-4610	Battery carrier assembly	1	
34	82-8091	Battery tray moulding	1	
35	82-9353	Retaining strap	1	
36	82-9355	Buckle	1	
37	82-7380	Protective strip	4	
38	83-2508	Shoulder screw	3	Battery carrier mounting
39	82-6039	Rubber bush	3	
40	14-1301	Nut	1	
41	60-2329	Plain washer	1	

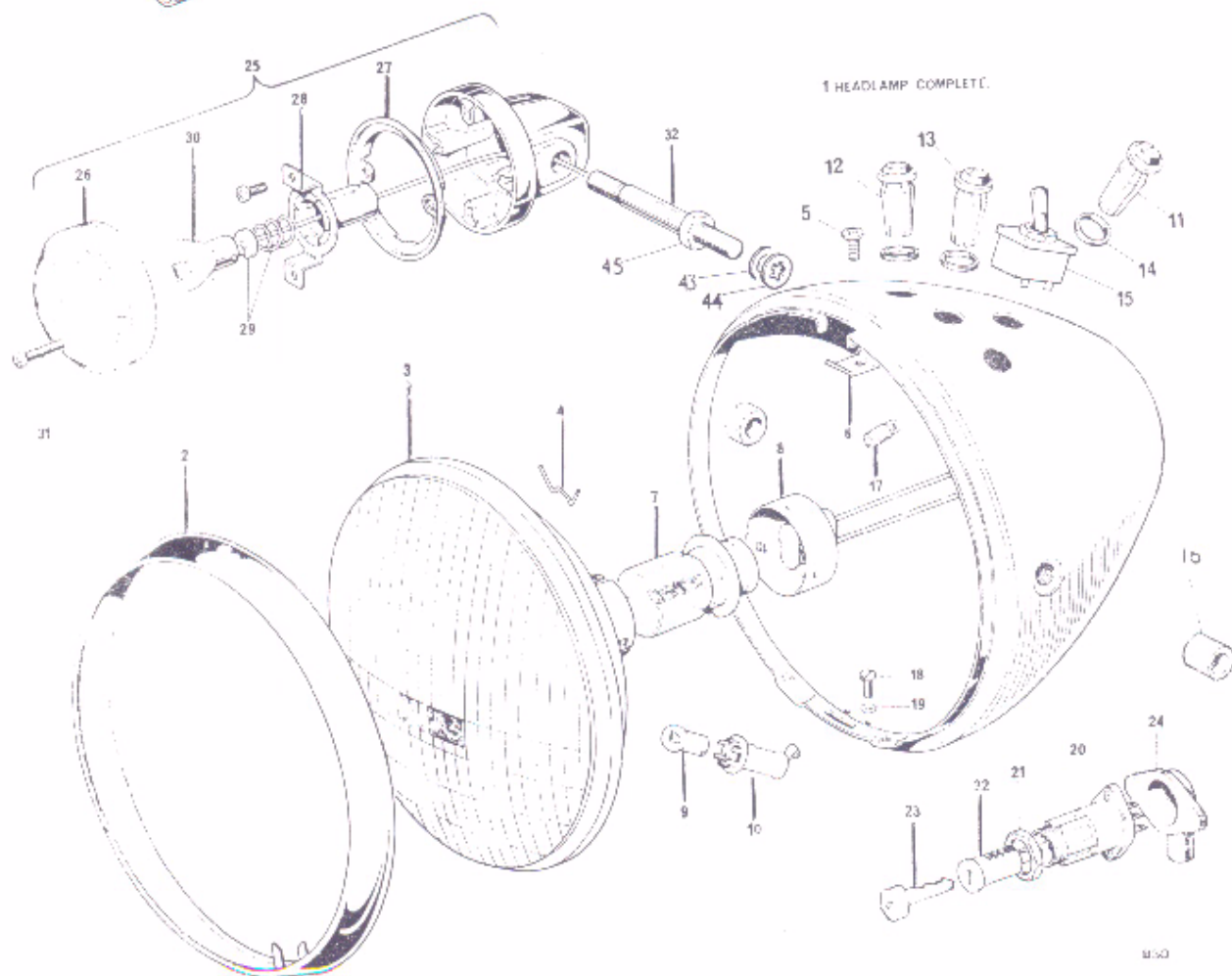
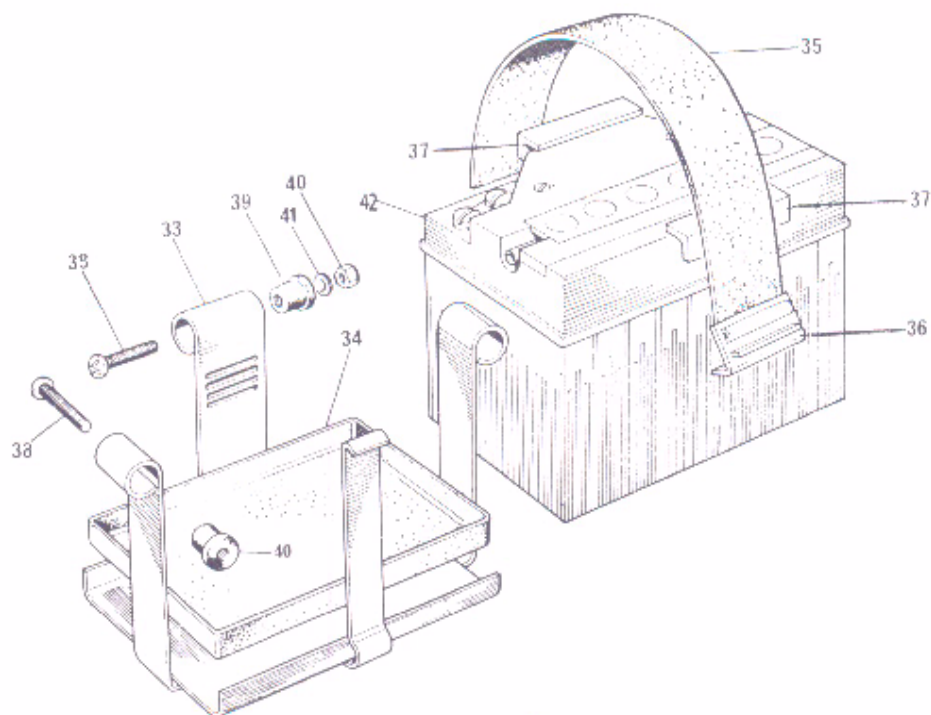


FIG. 2. HEADLAMP AND FLASHER LAMPS

HEADLAMP AND FLASHER LAMPS (Continued)

Ref. No.	Part No.	Description	Quantity	Remarks
42	PUZ5A	Battery	1	
43	60-2332	Plain washer	6	
44	37-2331	Serrated washer	6	Flasher lamp
45	14-C404	Nut	6	stanchion
	54962258	Main wiring harness	1	Not illus.
	60-7004	Decal, warning lights	1	Not illus.
	60-7005	Decal, light switch	1	Not illus.
	60-7003	Decal, ignition switch	1	Not illus.

STANDARD HARDWARE SPECIFICATION BOLTS

Part No.	Material Steel	Thd. dia.	Length under head	Min. length of thread	Hexagon A.F.
21-1822	"	5/16" UNF	1/2"	27/64"	0.500"
21-1910	"	3/8" UNF	13/16"	13/16"	0.565"
21-1919	"	5/16" UNC	1 5/8"	7/8"	0.500"
21-2010	"	1/4" UNF	13/16"	3/8"	0.375"
14-0101	"	1/4" UNF	1/2"		0.438"
14-0102	"	1/4" UNF	5/8"		0.438"
14-0103	"	1/4" UNF	3/4"		0.438"
14-0113	"	5/16" UNF	5/8"		0.500"
14-0114	"	5/16" UNF	3/4"		0.500"
14-0115	"	5/16" UNF	7/8"		0.500"
14-0128	"	3/8" UNF	1"		0.563"
14-0208	"	1/4" UNF	2 1/4"	3/4"	0.438"
14-0216	"	5/16" UNF	1 1/8"	7/8"	0.500"
14-0217	"	5/16" UNF	1 1/4"	7/8"	0.500"
14-0219	"	5/16" UNF	1 1/2"	7/8"	0.500"
14-0220	"	5/16" UNF	1 3/4"	7/8"	0.500"
14-0225	"	6/16" UNF	3"	7/8"	0.500"
14-0228	"	5/16" UNF	4"	7/8"	0.500"
14-0234	"	3/8" UNF	1 3/4"	1"	0.563"
14-0236	"	3/8" UNF	2 1/4"	1"	0.563"
14-0239	"	3/8" UNF	3"	1"	0.563"
14-0240	"	3/8" UNF	3 1/4"	1"	0.563"
14-0242	"	3/8" UNF	4"	1"	0.563"
14-0251	"	7/16" UNF	2 3/4"	1 1/4"	0.625"
14-6102	"	1/4" UNC	5/8"		0.438"
14-6115	"	5/16" UNC	7/8"		0.500"

SCREWS

Part No.	Type of head	Material	Thd. Dia.	Length under head	Type of drive
21-1916	Cheese head	Steel	1/4" UNC	1 1/8"	Cross recess
21-1917	Cheese head	"	1/4" UNC	2 5/8"	Cross recess
21-1918	Cheese head	"	1/4" UNC	2 3/8"	Cross recess
21-1920	Hex. head	"	1/4" UNC	21/64"	
21-1929	Countersunk (82")	"	1/4" UNC	17/32"	Slot
21-2079	Cheese head	"	No. 10 UNF	1/2"	Pozidrive
14-0604	Cheese head	"	1/4" UNF	1/2"	Cross recess
14-6505	Countersunk (82")	"	1/4" UNC	7/8"	Cross recess
14-6607	Cheese head	"	1/4" UNC	7/8"	Cross recess
14-6608	Cheese head	"	1/4" UNC	1"	Cross recess
14-6609	Cheese head	"	1/4" UNC	1 1/4"	Cross recess
14-7019	Socket head	"	5/16" UNC	7/8"	Hex. socket
14-7024	Socket head	"	5/16" UNC	2"	Hex. socket

N U T S

Part No.	Material Steel	Thd. dia.	Hexagon A.F.	Thickness	Remarks
21-0778	"	No. 10 UNF	0.375"	0.225"	Cleavelock
21-1852	"	5/16" UNF	0.437"	0.330"	Philidas
21-1906	"	1/4" UNF	0.438"	0.188"	Plain
21-1908	"	5/16" UNF	0.438"	0.313"	Plain
21-1914	"	3/4" UNEF	1.125"	0.250"	Plain
21-2012	"	7/8" UNEF	1.313"	0.438"	Plain
21-2013	"	3/4" UNEF	1.313"	0.313"	Plain
21-2014	"	3/4" UNEF	1.313"	0.438"	Plain
14-0301	"	1/4" UNF	0.438"	0.224"	Plain
14-0302	"	5/16" UNF	0.500"	0.271"	Plain
14-0401	"	1/4" UNF	0.438"	0.161"	Lock
14-0402	"	5/16" UNF	0.500"	0.192"	Lock
14-0403	"	3/8" UNF	0.563"	0.224"	Lock
14-0701	"	1/4" UNF	0.438"	0.203"	Philidas
14-0702	"	5/16" UNF	0.500"	0.246"	Philidas
14-0703	"	3/8" UNF	0.563"	0.296"	Philidas
14-1201	"	1/4" UNF	0.438"	0.285"	Stiffnut
14-1202	"	5/16" UNF	0.500"	0.335"	Stiffnut
14-1301	"	1/4" UNF	0.438"	0.245"	Stiffnut
14-1302	"	5/16" UNF	0.500"	0.290"	Stiffnut
14-1303	"	3/8" UNF	0.563"	0.320"	Stiffnut
14-1304	"	7/16" UNF	0.688"	0.275"	Stiffnut
14-1305	"	1/2" UNF	0.750"	0.435"	Stiffnut
14-1902	"	5/16" UNF	0.500"	0.361"	Nyloc
14-1903	"	3/8" UNF	0.563"	0.375"	Nyloc

W A S H E R S — P L A I N

Part No.	Material	i/dia.	o/dia.	Thickness
60-4245	Steel	0.273"	0.563"	0.048"
60-4246	Steel	0.398"	0.750"	0.063"
60-4247	Steel	0.336"	0.625"	0.063"
37-2027	Steel	0.531"	1.031"	0.092"
60-4248	Steel	0.266"	0.469"	0.064"

W A S H E R S — S P R I N G

Part No.	Material	i/dia.	o/dia.	o/a height	Thickness
60-4259	Spring steel	3/8" clearance	19/32"	7/32"	0.104"
60-4250	"	1/4" clearance	13/32"	3/16"	0.064"
60-3541	"	17/32"	7/8"	7/32"	0.040" **
21-0648	"	5/16" clearance	1/2"	5/32"	0.080"

ESSENTIAL SERVICE TOOLS

Part No.	Description
60-1810	Camshaft oil seal protector
61-6019	Crankshaft pinion extractor
61-3808	Universal extractor set
61-6113	Front fork assembly tool
60-4614	5 speed gearbox assembly tool
61-6125	Gearbox sprocket spanner
61-6008	Tappet guide block punch
61-3766	Clutch extractor
61-3768	Clutch locking tool
61-6112	Piston ring clamp
60-3677	Crankshaft bearing (inner race) extractor

Part No.	Page	Ref. No.	Qty.	Part No.	Page	Ref. No.	Qty.	Part No.	Page	Ref. No.	Qty.
00-44-1	63	1	1	14-1303	59	48	2	21-2196	59	580	1
				14-1303	63	19	1	21-2197	19	386	2
06-5638	51	1	1	14-1303	75	40	2	21-2197	21	386	2
06-5639	15	7	1	14-1304	43	37	2	21-2198	41	112	2
06-5640	15	7	1	14-1304	45	17	1	21-2199	41	161	2
06-5641	15	15	1	14-1304	47	37	1	21-2200	19	284	2
06-5642	73			14-1305	47	17	2	21-2200	23	284	2
06-5643	73	11	1	14-1307	45	11	1	21-2201	19	285	4
06-5644	73	3	1	14-1307	61	17	1	21-2201	23	285	4
06-5645	73	3	1	14-1401	19	30	6	21-2204	19	225	4
06-5646	73	12	1	14-1401	23	30	6	21-2204	23	225	4
				14-1445	11	14	1	21-2205	19	226	2
				14-1901	75	24	1	21-2205	23	226	2
14-1301	55	52	1	14-1903	35	20	4	21-2206	19	380	4
14-1301	57	20	4	14-1903	61	23	4	21-2206	23	380	4
14-1301	71	4	2	14-1903	63	25	1	21-2207	55	888	6
14-1301	71	14	2	14-2203	49	7	2	21-2225	73	2	1
14-1302	45	21	4	14-2205	71	7	3	21-2230	49	5	2
14-1302	55	45	1	14-6101	13	55	1	21-7001	47	8	1
14-1302	59	20	4	14-6103	21	55	8	21-7002	47	8	1
14-1302	71	21	2	14-6103	25	55	8	21-7004	45	105	1
14-1302	71	25	2	14-6112	17	20	1	21-7005	61	22	4
14-1302	71	8	4	14-6113	41	33	1	21-7005	61	22	4
14-1302	71	2	1	14-6114	71	9	2	21-7006	63	22	2
14-1302	71	33	2	14-6220	11	26	1	21-7007	63	286	2
14-1302	71	16	1	14-6223	11	27	1	21-7008	59	54	1
14-1302	71	1	2	14-6242	11	43	1	21-7009	49	4	1
14-1302	71	28	2	14-6606	21	57	4	21-7009	83	38	1
14-1302	71	20	2	14-6606	25	57	4	21-7010	83	40	1
14-1302	71	11	2	14-6606	31	8	6				
14-1302	71	40	1	14-6608	33	10	1				
14-1302	71	57	1	14-6608	37	32	1				
14-1302	71	17	2	14-6608	41	25	6				
14-1302	71	20	4	14-6609	31	7	2	37-0653	55	14	1
14-1302	71	21	1	14-6609	37	31	2	37-1257	55	13	1
14-1302	71	40	1	14-6620	41	26	2	37-2294	55	8	1
14-1302	71	31	1	14-6620	41	26	2	37-2294	61	2	1
14-1302	71	31	1	14-7023	33	11	1	37-2331	87	44	1
14-1302	71	31	1	14-7804	73	17	1	37-2338	19	37	1
14-1302	71	31	1					37-2338	22	37	1
14-1302	71	31	1					37-3468	61	34	1
14-1302	71	31	1	19-1191	65	26	1	37-3742	61	19	1
14-1302	71	31	1	19-1284	65	1	1	37-3761	11	21	1
14-1302	71	31	1	19-1377	65	25	4	37-3761	33	25	1
14-1302	71	31	1	19-1961	73	31	1	37-3963	61	16	1
14-1302	71	31	1	19-1962	67	-	1	37-3969	55	21	1
14-1302	71	31	1	19-1963	85	32	2	37-3969	61	19	1
14-1302	71	31	1	19-1964	80	7	2	37-3970	55	22	1
14-1302	71	31	1	19-1965	75	27	1	37-3970	61	33	1
14-1302	71	31	1	19-2432	29	1	1	37-4126	55	4	1
14-1302	71	31	1	19-2433	29	2	1	37-4127	55	5	1
14-1302	71	31	1	19-2434	27	1	1	37-4129	55	3	1
14-1302	71	31	1	19-6901	57	45	2	37-4130	55	7	1
14-1302	71	31	1	19-6901	62	9	1	37-4131	55	6	1
14-1302	71	31	1					37-4132	55	15	1
14-1302	71	31	1					37-4133	55	9	1
14-1302	71	31	1	21-0501	69	10	2	37-4134	55	10	1
14-1302	71	31	1	21-0541	37	38	1	37-4134	61	25	1
14-1302	71	31	1	21-0543	11	36	1	37-4135	61	12	1
14-1302	71	31	1	21-0544	37	41	1	37-4135	61	30	2
14-1302	71	31	1	21-0544	41	27	2	37-4141	61	1	1
14-1302	71	31	1	21-0547	37	3	4	37-4142	55	2	1
14-1302	71	31	1	21-0550	43	18	2	37-4253	55	17	1
14-1302	71	31	1	21-0578	51	9	1	37-4275	61	10	1
14-1302	71	31	1	21-0586	36	1	1	37-7001	61	5	1
14-1302	71	31	1	21-0589	75	34	2	37-7002	61	9	1
14-1302	71	31	1	21-0594	35	34	1	37-7003	61	15	1
14-1302	71	31	1	21-0669	11	44	1	37-7004	61	31	1
14-1302	71	31	1	21-0692	19	5	4	37-7005	61	11	1
14-1302	71	31	1	21-0692	23	5	4	37-7006	61	28	1
14-1302	71	31	1	21-0708	61	-	1	37-7007	61	5	1
14-1302	71	31	1	21-0708	63	14	2	37-7008	61	6	1
14-1302	71	31	1	21-0778	83	39	2	37-7009	61	4	1
14-1302	71	31	1	21-0823	11	22	1	37-7010	61	13	1
14-1302	71	31	1	21-0863	11	10	2	37-7014	63	1	1
14-1302	71	31	1	21-0864	15	23	4	37-7016	61	25	1
14-1302	71	31	1	21-0865	11	25	1	37-7017	61	2	1
14-1302	71	31	1	21-0870	11	20	1	37-7018	61	3	1
14-1302	71	31	1	21-0871	11	24	1	37-7019	61	1	1
14-1302	71	31	1	21-0872	19	34	4	37-7020	63	1	1
14-1302	71	31	1	21-0873	23	34	4	37-7021	61	12	1
14-1302	71	31	1	21-0876	17	3	2				
14-1302	71	31	1	21-0877	17	5	4				
14-1302	71	31	1	21-0877	37	25	2				
14-1302	71	31	1	21-0906	15	12	2				
14-1302	71	31	1	21-0907	33	8	1	57-0023	37	2	1
14-1302	71	31	1	21-0908	43	14	1	57-0023	41	21	1
14-1302	71	31	1	21-0996	17	6	2	57-0031	37	16	1
14-1302	71	31	1	21-0998	69	53	1	57-0045	53	4	1
14-1302	71	31	1	21-2064	67	-	4	57-0047	53	4	1
14-1302	71	31	1	21-2077	43	36	2	57-0280	55	13	1
14-1302	71	31	1	21-2079	83	12	2	57-0394	59	4	1
14-1302	71	31	1	21-2079	83	21	1	57-0404	37	9	1
14-1302	71	31	1	21-2087	45	9	1	57-0405	37	11	1
14-1302	71	31	1	21-2095	53	30	4	57-0407	37	12	1
14-1302	71	31	1	21-2109	51	25	6	57-0730	35	51	1
14-1302	71	31	1	21-2109	43	8	4	57-0731	35	52	1
14-1302	71	31	1	21-2112	47	30	1	57-0912	11	13	1
14-1302	71	31	1	21-2120	63	24	1	57-0985	11	9	1
14-1302	71	31	1	21-2120	83	37	2	57-0989	31	6	1
14-1302	71	31	1	21-2149	33	7	2	57-0989	33	6	1
14-1302	71	31	1	21-2154	39	8	2	57-1070	35	36	1
14-1302	71	31	1	21-2162	37	30	2	57-1070	55	11	1
14-1302	71	31	1	21-2177	19	3	4	57-1070	61	29	1
14-1302	71	31	1	21-2177	25	3	4	57-1167	37	36	1
14-1302	71	31	1	21-2182	9	24	1	57-1230	53	30	1
14-1302	71	31	1	21-2182	9	8	1	57-1237	11	35	1
14-1302	71	31	1	21-2189	51	39	2	57-1263	39	15	1
14-1302	71	31	1	21-2191	57	30	1	57-1606	11	11	1
14-1302	71	31	1	21-2192	57	29	2	57-1607	33	5	1
14-1302	71	31	1	21-2194	57	23	2	57-1614	33	2	1

Page No.	Page	Ref. No.	Qty	Part No.	Page	Ref. No.	Qty	Part No.	Page	Ref. No.	Qty
57-1342	3	76	1	60-2084	26	4	1	60-4178	5	3	1
57-1343	37	19	1	60-2087	47	31	1	60-4179	37	35	1
57-1344	37	20	1	60-2100	41	1	1	60-4180	1	21	2
57-1345	29	10	3	60-2106	21	-	-	60-4181	63	15	1
57-1346	35	1	3	60-2108	26	2	1	60-4182	60	26	1
57-1347	35	35	-	60-2122	42	30	2	60-4183	55	25	1
57-1348	1	40	-	60-2123	47	27	2	60-4184	5	23	1
57-1349	39	19	2	60-2124	47	12	2	60-4185	50	27	1
57-1350	37	7	1	60-2127	49	30	2	60-4186	50	18	1
57-1351	37	6	1	60-2128	41	15	2	60-4187	57	2	1
57-1352	35	24	1	60-2129	71	22	2	60-4188	50	7	1
57-1353	35	29	1	60-2129	71	26	2	60-4189	50	27	1
57-1354	39	11	1	60-2138	73	9	1	60-4190	1	1	2
57-1355	1	41	2	60-2139	50	3	2	60-4191	11	15	2
57-1356	37	42	1	60-2139	55	41	1	60-4192	43	14	1
57-1357	1	34	1	60-2139	71	30	10	60-4193	27	15	2
57-1358	37	34	1	60-2139	40	7	4	60-4194	49	17	2
57-1359	35	33	1	60-2139	47	25	9	60-4195	7	4	4
57-1360	1	38	1	60-2139	50	31	2	60-4196	19	15	4
57-1361	37	39	1	60-2139	62	39	1	60-4197	20	35	4
57-1362	40	42	1	60-2139	71	18	2	60-4198	49	25	4
57-1363	41	30	1	60-2139	19	38	2	60-4199	13	34	1
57-1364	39	21	3	60-2139	25	38	2	60-4200	72	5	1
57-1365	37	23	1	60-2139	45	24	2	60-4201	40	17	1
57-1366	37	27	1	60-2139	45	27	2	60-4202	29	17	1
57-1367	39	1	1	60-2139	51	5	1	60-4203	27	9	13
57-1368	39	3	1	60-2139	39	47	1	60-4204	21	3	5
57-1369	33	20	1	60-2139	63	20	2	60-4205	77	1	2
57-1370	35	7	1	60-2139	45	76	1	60-4206	17	18	1
57-1371	33	16	1	60-2139	47	33	1	60-4207	67	1	2
57-1372	35	27	1	60-2139	47	38	1	60-4208	29	7	1
57-1373	37	13	1	60-2139	57	41	5	60-4209	63	11	1
57-1374	37	26	1	60-2139	39	45	2	60-4210	57	1	1
57-1375	33	21	1	60-2139	44	30	1	60-4211	65	43	1
57-1376	33	23	1	60-2139	80	29	4	60-4212	57	1	1
57-1377	36	8	1	60-2139	15	5	2	60-4213	65	17	1
57-1378	35	9	1	60-2139	37	37	1	60-4214	57	5	1
57-1379	35	21	1	60-2139	37	20	3	60-4215	65	59	1
57-1380	33	19	1	60-2139	67	32	1	60-4216	63	42	1
57-1381	37	10	2	60-2139	61	-	4	60-4217	59	22	2
57-1382	35	5	1	60-2139	82	13	4	60-4218	29	27	2
57-1383	36	-	1	60-2139	60	22	1	60-4219	63	49	1
57-1384	36	7	1	60-2139	83	38	2	60-4220	63	45	1
57-1385	36	12	1	60-2139	46	25	2	60-4221	63	44	1
57-1386	36	5	1	60-2139	10	26	2	60-4222	63	27	1
57-1387	36	18	1	60-2139	53	33	2	60-4223	63	10	1
57-1388	37	-	1	60-2139	50	29	4	60-4224	43	46	1
57-1389	37	18	1	60-2139	47	42	1	60-4225	73	-	2
57-1390	37	21	1	60-2139	57	36	2	60-4226	67	10	1
57-1391	36	16	1	60-2139	65	46	1	60-4227	67	2	1
57-1392	36	9	1	60-2139	65	29	1	60-4228	90	-	1
57-1393	36	5	1	60-2139	71	12	2	60-4229	37	28	1
57-1394	36	20	2	60-2139	11	49	2	60-4230	27	13	5
57-1395	35	15	1	60-2139	57	27	5	60-4231	27	-	1
57-1396	35	11	1	60-2139	67	27	2	60-4232	81	-	1
57-1397	35	18	1	60-2139	71	10	2	60-4233	87	-	1
57-1398	35	19	1	60-2139	69	7	2	60-4234	87	-	1
57-1399	35	16	1	60-2139	67	-	2	60-4235	87	24	1
57-1400	35	17	1	60-2139	70	-	1	60-4236	81	6	1
57-1401	35	24	1	60-2139	81	5	1	60-4237	81	2	1
57-1402	35	21	1	60-2139	41	22	-	60-4238	81	-	1
57-1403	35	13	3	60-2139	47	24	-	60-4239	81	-	1
57-1404	37	12	1	60-2139	67	35	-	60-4240	81	-	1
57-1405	37	14	6	60-2139	60	30	2	60-4241	81	5	1
57-1406	35	3	1	60-2139	67	27	1	60-4242	81	67	1
57-1407	35	22	1	60-2139	15	19	1	60-4243	81	11	1
57-1408	35	22	1	60-2139	8	6	1	60-4244	29	-	1
57-1409	39	23	1	60-2139	43	-	1	60-4245	29	2	1
57-1410	33	12	1	60-2139	35	20	1	60-4246	75	25	1
57-1411	35	12	1	60-2139	25	1	1	60-4247	75	29	1
57-1412	39	-	1	60-2139	35	3	1	60-4248	75	29	1
57-1413	35	34	1	60-2139	35	4	2	60-4249	75	20	1
57-1414	33	33	1	60-2139	25	57	1	60-4250	75	41	1
57-1415	41	20	1	60-2139	69	9	2	60-4251	75	43	1
57-1416	37	3	1	60-2139	19	45	2	60-4252	81	1	1
57-1417	33	22	1	60-2139	23	46	2	60-4253	81	23	1
57-1418	41	22	1	60-2139	35	26	1	60-4254	81	20	1
57-1419	41	29	1	60-2139	15	14	1	60-4255	81	17	1
57-1420	33	14	1	60-2139	15	25	1	60-4256	81	17	1
57-1421	33	21	1	60-2139	71	25	1	60-4257	81	17	1
57-1422	37	1	1	60-2139	49	20	1	60-4258	81	17	1
57-1423	33	26	1	60-2139	43	5	1	60-4259	81	17	1
57-1424	35	27	1	60-2139	90	-	-	60-4260	81	17	1
57-1425	37	35	1	60-2139	31	23	1	60-4261	81	17	1
57-1426	37	33	1	60-2139	19	-	1	60-4262	81	17	1
57-1427	35	13	1	60-2139	9	11	1	60-4263	81	17	1
57-1428	33	17	1	60-2139	83	17	2	60-4264	81	17	1
57-1429	37	8	1	60-2139	73	20	1	60-4265	81	17	1
57-1430	37	10	1	60-2139	73	2	1	60-4266	81	17	1
57-1431	37	45	2	60-2139	45	18	2	60-4267	81	17	1
57-1432	37	2	1	60-2139	2	1	1	60-4268	81	17	1
57-1433	37	45	2	60-2139	2	1	1	60-4269	81	17	1
57-1434	37	45	2	60-2139	2	1	1	60-4270	81	17	1
57-1435	37	45	2	60-2139	2	1	1	60-4271	81	17	1
57-1436	37	45	2	60-2139	2	1	1	60-4272	81	17	1
57-1437	37	45	2	60-2139	2	1	1	60-4273	81	17	1
57-1438	37	45	2	60-2139	2	1	1	60-4274	81	17	1
57-1439	37	45	2	60-2139	2	1	1	60-4275	81	17	1
57-1440	37	45	2	60-2139	2	1	1	60-4276	81	17	1
57-1441	37	45	2	60-2139	2	1	1	60-4277	81	17	1
57-1442	37	45	2	60-2139	2	1	1	60-4278	81	17	1
57-1443	37	45	2	60-2139	2	1	1	60-4279	81	17	1
57-1444	37	45	2	60-2139	2	1	1	60-4280	81	17	1
57-1445	37	45	2	60-2139	2	1	1	60-4281	81	17	1
57-1446	37	45	2	60-2139	2	1	1	60-4282	81	17	1
57-1447	37	45	2	60-2139	2	1	1	60-4283	81	17	1
57-1448	37	45	2	60-2139	2	1	1	60-4284	81	17	1
57-1449	37	45	2	60-2139	2	1	1	60-4285	81	17	1
57-1450	37	45	2	60-2139	2	1	1	60-4286	81	17	1
57-1451	37	45	2	60-2139	2	1	1	60-4287	81	17	1
57-1452	37	45	2	60-2139	2	1	1	60-4288	81	17	1
57-1453	37	45	2	60-2139	2	1	1	60-4289	81	17	1
57-1454	37	45	2	60-2139	2	1	1	60-4290	81	17	1
57-1455	37	45	2	60-2139	2	1	1	60-4291	81	17	1
57-1456	37	45	2	60-2139	2	1	1	60-4292	81	17	1
57-1457	37	45	2	60-2139	2	1	1	60-4293	81	17	1
57-1458	37	45	2	60-2139	2	1	1	60-4294	81	17	1
57-1459	37	45	2	60-2139	2	1	1	60-4295	81	17	1
57-1460	37	45	2	60-2139	2	1	1	60-4296	81	17	1
57-1461	37	45	2	60-2139	2	1	1	60-4297	81	17	1
57-1462	37	45	2	60-2139	2	1	1	60-4298	81	17	1
57-1463	37	45	2	60-2139	2	1	1	60-4299	81	17	1
57-1464	37	45	2	60-2139	2	1	1	60-4300	81	17	1
57-1465	37	4									

Part No.	Page	Ref. No.	Qty.	Part No.	Page	Ref. No.	Qty.	Part No.	Page	Ref. No.	Qty.
80-1092	29	22	1	92-4209	51	32	2	99-1192	85	30	1
80-4010	47	40	1	92-4211	51	30	2	99-1193	85	31	2
80-4114	47	-	1	92-4212	51	31	1	99-1201	85	19	1
80-4298	19	12	4	92-4225	51	0	1	99-1204	85	19	1
80-4355	17	-	1	92-4296	51	13	2	99-1206	85	12	1
80-4356	17	-	1	92-4301	51	12	2	99-1208	85	17	1
80-4391	47	10	1	92-4307	51	19	2	99-1209	85	12	1
80-4420	71	20	1	92-4412	51	45	1	99-1210	85	14	3
80-4426	49	1	1	92-4423	85	16	2	99-1213	85	10	1
80-4437	49	1	1	92-4426	51	37	2	99-1214	85	7	1
80-4438	49	1	1	92-4430	12	44	1	99-1223	85	15	2
80-4439	15	33	1	92-4437	51	38	1	99-1224	85	16	2
80-4440	47	14	1	92-4438	51	38	2	99-1245	85	27	1
80-4454	71	-	1	92-4439	51	15	2	99-1246	85	16	2
80-4455	47	11	1	92-4431	51	2	1	99-1249	85	3	1
80-4456	47	26	2	92-4435	51	14	1	99-1251	85	15	1
80-4457	47	4	1	92-4437	51	40	2	99-1263	85	18	1
80-4458	71	6	1	92-4438	51	36	2	99-1264	85	19	1
80-4459	71	6	2	92-4439	51	1	1	99-1265	85	20	1
80-4460	49	15	1	92-4439	51	21	1	99-1266	85	2	2
80-4461	71	-	1	92-4440	51	-	1	99-1267	85	1	1
80-4462	49	2	1	92-4440	51	-	1	99-1268	85	1	1
80-4463	49	2	1	92-4440	51	-	1	99-1269	85	1	1
80-4464	49	2	1	92-4440	51	-	1	99-1270	85	1	1
80-4465	49	2	1	92-4440	51	-	1	99-1271	85	1	1
80-4466	49	2	1	92-4440	51	-	1	99-1272	85	1	1
80-4467	49	2	1	92-4440	51	-	1	99-1273	85	1	1
80-4468	49	2	1	92-4440	51	-	1	99-1274	85	1	1
80-4469	49	2	1	92-4440	51	-	1	99-1275	85	1	1
80-4470	49	2	1	92-4440	51	-	1	99-1276	85	1	1
80-4471	49	2	1	92-4440	51	-	1	99-1277	85	1	1
80-4472	49	2	1	92-4440	51	-	1	99-1278	85	1	1
80-4473	49	2	1	92-4440	51	-	1	99-1279	85	1	1
80-4474	49	2	1	92-4440	51	-	1	99-1280	85	1	1
80-4475	49	2	1	92-4440	51	-	1	99-1281	85	1	1
80-4476	49	2	1	92-4440	51	-	1	99-1282	85	1	1
80-4477	49	2	1	92-4440	51	-	1	99-1283	85	1	1
80-4478	49	2	1	92-4440	51	-	1	99-1284	85	1	1
80-4479	49	2	1	92-4440	51	-	1	99-1285	85	1	1
80-4480	49	2	1	92-4440	51	-	1	99-1286	85	1	1
80-4481	49	2	1	92-4440	51	-	1	99-1287	85	1	1
80-4482	49	2	1	92-4440	51	-	1	99-1288	85	1	1
80-4483	49	2	1	92-4440	51	-	1	99-1289	85	1	1
80-4484	49	2	1	92-4440	51	-	1	99-1290	85	1	1
80-4485	49	2	1	92-4440	51	-	1	99-1291	85	1	1
80-4486	49	2	1	92-4440	51	-	1	99-1292	85	1	1
80-4487	49	2	1	92-4440	51	-	1	99-1293	85	1	1
80-4488	49	2	1	92-4440	51	-	1	99-1294	85	1	1
80-4489	49	2	1	92-4440	51	-	1	99-1295	85	1	1
80-4490	49	2	1	92-4440	51	-	1	99-1296	85	1	1
80-4491	49	2	1	92-4440	51	-	1	99-1297	85	1	1
80-4492	49	2	1	92-4440	51	-	1	99-1298	85	1	1
80-4493	49	2	1	92-4440	51	-	1	99-1299	85	1	1
80-4494	49	2	1	92-4440	51	-	1	99-1300	85	1	1
80-4495	49	2	1	92-4440	51	-	1	99-1301	85	1	1
80-4496	49	2	1	92-4440	51	-	1	99-1302	85	1	1
80-4497	49	2	1	92-4440	51	-	1	99-1303	85	1	1
80-4498	49	2	1	92-4440	51	-	1	99-1304	85	1	1
80-4499	49	2	1	92-4440	51	-	1	99-1305	85	1	1
80-4500	49	2	1	92-4440	51	-	1	99-1306	85	1	1
80-4501	49	2	1	92-4440	51	-	1	99-1307	85	1	1
80-4502	49	2	1	92-4440	51	-	1	99-1308	85	1	1
80-4503	49	2	1	92-4440	51	-	1	99-1309	85	1	1
80-4504	49	2	1	92-4440	51	-	1	99-1310	85	1	1
80-4505	49	2	1	92-4440	51	-	1	99-1311	85	1	1
80-4506	49	2	1	92-4440	51	-	1	99-1312	85	1	1
80-4507	49	2	1	92-4440	51	-	1	99-1313	85	1	1
80-4508	49	2	1	92-4440	51	-	1	99-1314	85	1	1
80-4509	49	2	1	92-4440	51	-	1	99-1315	85	1	1
80-4510	49	2	1	92-4440	51	-	1	99-1316	85	1	1
80-4511	49	2	1	92-4440	51	-	1	99-1317	85	1	1
80-4512	49	2	1	92-4440	51	-	1	99-1318	85	1	1
80-4513	49	2	1	92-4440	51	-	1	99-1319	85	1	1
80-4514	49	2	1	92-4440	51	-	1	99-1320	85	1	1
80-4515	49	2	1	92-4440	51	-	1	99-1321	85	1	1
80-4516	49	2	1	92-4440	51	-	1	99-1322	85	1	1
80-4517	49	2	1	92-4440	51	-	1	99-1323	85	1	1
80-4518	49	2	1	92-4440	51	-	1	99-1324	85	1	1
80-4519	49	2	1	92-4440	51	-	1	99-1325	85	1	1
80-4520	49	2	1	92-4440	51	-	1	99-1326	85	1	1
80-4521	49	2	1	92-4440	51	-	1	99-1327	85	1	1
80-4522	49	2	1	92-4440	51	-	1	99-1328	85	1	1
80-4523	49	2	1	92-4440	51	-	1	99-1329	85	1	1
80-4524	49	2	1	92-4440	51	-	1	99-1330	85	1	1
80-4525	49	2	1	92-4440	51	-	1	99-1331	85	1	1
80-4526	49	2	1	92-4440	51	-	1	99-1332	85	1	1
80-4527	49	2	1	92-4440	51	-	1	99-1333	85	1	1
80-4528	49	2	1	92-4440	51	-	1	99-1334	85	1	1
80-4529	49	2	1	92-4440	51	-	1	99-1335	85	1	1
80-4530	49	2	1	92-4440	51	-	1	99-1336	85	1	1
80-4531	49	2	1	92-4440	51	-	1	99-1337	85	1	1
80-4532	49	2	1	92-4440	51	-	1	99-1338	85	1	1
80-4533	49	2	1	92-4440	51	-	1	99-1339	85	1	1
80-4534	49	2	1	92-4440	51	-	1	99-1340	85	1	1
80-4535	49	2	1	92-4440	51	-	1	99-1341	85	1	1
80-4536	49	2	1	92-4440	51	-	1	99-1342	85	1	1
80-4537	49	2	1	92-4440	51	-	1	99-1343	85	1	1
80-4538	49	2	1	92-4440	51	-	1	99-1344	85	1	1
80-4539	49	2	1	92-4440	51	-	1	99-1345	85	1	1
80-4540	49	2	1	92-4440	51	-	1	99-1346	85	1	1
80-4541	49	2	1	92-4440	51	-	1	99-1347	85	1	1
80-4542	49	2	1	92-4440	51	-	1	99-1348	85	1	1
80-4543	49	2	1	92-4440	51	-	1	99-1349	85	1	1
80-4544	49	2	1	92-4440	51	-	1	99-1350	85	1	1
80-4545	49	2	1	92-4440	51	-	1	99-1351	85	1	1
80-4546	49	2	1	92-4440	51	-	1	99-1352	85	1	1
80-4547	49	2	1	92-4440	51	-	1	99-1353	85	1	1
80-4548	49	2	1	92-4440	51	-	1	99-1354	85	1	1
80-4549	49	2	1	92-4440	51	-	1	99-1355	85	1	1
80-4550	49	2	1	92-4440	51	-	1	99-1356	85	1	1
80-4551	49	2	1	92-4440	51	-	1	99-1357	85	1	1
80-4552	49	2	1	92-4440	51	-	1	99-1358	85	1	1
80-4553	49	2	1	92-4440	51	-	1	99-1359	85	1	1
80-4554	49	2	1	92-4440	51	-	1	99-1360	85	1	1
80-4555	49	2	1	92-4440	51	-	1	99-1361	85	1	1
80-4556	49	2	1	92-4440	51	-	1	99-1362	85	1	1
80-4557	49	2	1	92-4440	51	-	1	99-1363	85	1	1
80-4558	49	2	1	92-4440	51	-	1	99-1364	85	1	1
80-4559	49	2	1	92-4440	51	-	1	99-1365	85	1	1
80-4560	49	2	1	92-4440	51	-	1	99-1366	85	1	1
80-4561	49	2	1	92-4440	51	-	1	99-1367	85	1	1
80-4562	49	2	1	92-4440	51	-	1	99-1368	85	1	1
80-4563	49	2	1	92-4440	51	-	1	99-1369	85	1	1
80-4564	49	2	1	92-4440	51	-	1	99-1370	85	1	1
80-4565	49	2	1	92-4440	51	-	1	99-1371	85	1	1
80-4566	49	2	1	92-4440	51	-	1	99-1372	85	1	