




Replacements parts list 1972

650 and 750cm³ Twins

Publication Ref.
00-5733





01527 454158
sales@classicbikeshop.co.uk
www.classicbikeshop.co.uk

Classic Motorcycle Parts for BSA, Triumph, Norton, AMC, Matchless and More.

Spares include Exhausts, Silencers, British and Custom Seats, Brake and Wheel Components, Lucas Equipment, Cafe Racer Parts, Engine and Frame Parts and thousands more items.



Classic Bike Shop Ltd is a long established business with its roots dating back to the 1950's. Based in Redditch Worcestershire. We provide an online mail order service supplying classic motorcycle parts directly to customers both locally and worldwide. We have an extensive range of classic bike parts and spares for Triumph, BSA, Norton, AMC, Matchless models and other vintage bikes. We also have a section on the website for cafe racers, bobbers and custom bikes if you are looking for something a little different to get that unique look.





Replacement parts list

650 and 750cm³ Twins

A65T Thunderbolt

A65T Thunderbolt Home and General Export

A65L Lightning

A65L Lightning Home and General Export

A70 Twin

A70 Twin Home and General Export

Commencing	JG.00101	A65T
Engine number	JG.00101	A65L
	JG.00101	A70L
Frame number	XG.00101	A65

Issued by
B.S.A. Motor Cycles Limited
Spares Department,
Montgomery Street,
Birmingham B11 1DZ.
Telephone: 021 - 772 0559/0537
Telegrams: "Selmoto" Birmingham

B.S.A. Motor Cycles Limited
Registered Office and Works:
Armoury Road, Birmingham B11 2PX.
Telephone: 021 - 772 2381, Telex: 33315
Telegrams and Cables:
"Selmoto" Birmingham

1972 Publication -
Ref. 00-5733

Printed in England
by B.S.A. Press

Please Note

Replacement parts or accessories must be of B.S.A. origin or as approved by B.S.A. Motor Cycles Ltd.

In this respect your attention is drawn to the Terms and Conditions of B.S.A. Guarantee.

Lock No.	Key No.	Lock No.	Key No.	Lock No.	Key No.
EJR 1	19-5151	EJR 18	19-5168	EJR 35	19-5185
EJR 2	19-5152	EJR 19	19-5169	EJR 36	19-5186
EJR 3	19-5153	EJR 20	19-5170	EJR 37	19-5187
EJR 4	19-5154	EJR 21	19-5171	EJR 38	19-5188
EJR 5	19-5155	EJR 22	19-5172	EJR 39	19-5189
EJR 6	19-5156	EJR 23	19-5173	EJR 40	19-5190
EJR 7	19-5157	EJR 24	19-5174	EJR 41	19-5191
EJR 8	19-5158	EJR 25	19-5175	EJR 42	19-5192
EJR 9	19-5159	EJR 26	19-5176	EJR 43	19-5193
EJR 10	19-5160	EJR 27	19-5177	EJR 44	19-5194
EJR 11	19-5161	EJR 28	19-5178	EJR 45	19-5195
EJR 12	19-5162	EJR 29	19-5179	EJR 46	19-5196
EJR 13	19-5163	EJR 30	19-5180	EJR 47	19-5197
EJR 14	19-5164	EJR 31	19-5181	EJR 48	19-5198
EJR 15	19-5165	EJR 32	19-5182	EJR 49	19-5199
EJR 16	19-5166	EJR 33	19-5183	EJR 50	19-5200
EJR 17	19-5167	EJR 34	19-5184		

MODEL ABBREVIATIONS

L = LIGHTNING

T = THUNDERBOLT

SUFFIX NUMBERS TO BE USED TO IDENTIFY VARYING FINISHES

When ordering components with varying finishes, please state finish required by adding the APPROPRIATE SUFFIX TO PART NUMBER.

EXAMPLE:—Petrol tank — bronze, white bottom 83-2262/295.

FUEL TANK AND SIDECOVERS:

Firebird red	/261
Etruscan bronze	/322
Chromed, Firebird red with white lining	/330

OTHER PARTS:

Black	/007
Silver Sheen	/307

PRICES:

No price codes are quoted in this list. For prices please refer to the latest edition of the Master Price List.

Details of thread forms and sizes are given after the description of nuts, bolts, screws, studs and washers. Such as: 14-7006 Socket screw ($\frac{1}{4}$ " UN.C. \times 1") = $\frac{1}{4}$ " diameter unified coarse thread 1" long under head.

ABBREVIATIONS

B.A. — British Association screw thread

B.S.C. — British Standard Cycle screw thread

B.S.F. — British Standard Fine screw thread

W.F. — Whitworth Form screw thread

UN.F. — Unified Fine screw thread

UN.C. — Unified Coarse screw thread

UN.S. — Unified Special screw thread

BRAKES (LOCKHEED):

AUTOMOTIVE PRODUCTS CO. LTD., P.O. BOX 14, SOUTHAM ROAD, BANBURY, OXFORDSHIRE.

CARBURETTORS:

AMAL LTD., HOLDFORD ROAD, WITTON, BIRMINGHAM 6.

CHAINS:

RENOLDS CHAINS LTD., WYTHENSHAW, MANCHESTER.

ELECTRICAL EQUIPMENT:

J. LUCAS LTD., GREAT HAMPTON STREET, BIRMINGHAM 18.

SUSPENSION UNITS:

GIRLING LTD., BIRMINGHAM ROAD, WEST BROMWICH, STAFFORDSHIRE.

SPARKING PLUGS:

CHAMPION SPARKING PLUG CO. LTD., FELTHAM, MIDDLESEX.

SPEEDOMETERS:

SMITH'S INDUSTRIES LTD., MOTOR ACCESSORIES DIVISION, 50 OXGATE LANE, CRICKLEWOOD, LONDON N.W.2.

TYRES:

DUNLOP CO. LTD., FORT DUNLOP, BIRMINGHAM 24.

ASSEMBLIES COMPLETE

<i>Model</i>	<i>Spares No.</i>	<i>Description</i>
L T	00-3176	TOP OVERHAUL GASKET SET.
L T	00-3318	FULL OVERHAUL GASKET SET.
	00-7009	LOCTITE PLASTIC GASKET (10 bottle trade pack).
L	71-2310	ENGINE UNIT — 20T gearbox sprocket (less carburetters and exhaust system).
L	71-2311	ENGINE UNIT — close ratio gears, 20T gearbox sprocket (less carburetters and exhaust system).
T	71-2313	ENGINE UNIT — 20T gearbox sprocket (less carburetters and exhaust system).
L T	71-1151	CRANKSHAFT AND FLYWHEEL ASSEMBLY.
L T	68-3270	CLUTCH COMPLETE.
L T	71-2413	OIL PUMP COMPLETE.
L T	83-2802	FRAME COMPLETE.
L T	97-4338	FRONT FORK COMPLETE.
L T	37-3847	FRONT WHEEL WITH SPINDLE, BEARINGS AND BRAKE.
L T	37-3846	FRONT WHEEL WITH SPINDLE AND BEARINGS.
L T	37-3848	FRONT HUB WITH SPINDLE AND BEARINGS.
L T	37-3935	FRONT BRAKE ANCHOR PLATE WITH BRAKE.
L T	37-3780	REAR WHEEL WITH SPINDLE AND BEARINGS.
L T	37-3985	REAR HUB WITH SPINDLE AND BEARINGS.
L T	37-3878	REAR BRAKE ANCHOR PLATE WITH BRAKE.

PISTON CHART

PISTON COMPLETE

Model	Compression Ratio	Standard	$+\frac{1}{2}$ mm.	+1 mm.
L T	9.0	68-0906	68-0908	68-0910
	7.5	68-0819	71-3178	71-3179

PISTON RINGS (STANDARD)

Model	COMPRESSION	TAPER	SCRAPER
L T	68-0256	68-0357	68-0259

PISTON RING ($+\frac{1}{2}$ mm.)

Model	COMPRESSION	TAPER	SCRAPER
L T	68-0257	68-0358	68-0260

PISTON RING (+1 mm.)

Model	COMPRESSION	TAPER	SCRAPER
L T	68-0258	68-0359	68-0261

CARBURETTERS

Model	Spares No.	Amal No.	Main Jet	Throttle Slide	Needle Jet	Needle Position
L	19-2436 (right)	R.930/70	220	3	.105	1
	19-2437 (left)	L.930/71				
T	19-2422	R.928/11	230	$3\frac{1}{2}$.106	1

INDEX

	ASSEMBLIES COMPLETE	Page 5
	PISTON CHART	Page 6
	CARBURETTER SETTINGS	Page 6
Plate 1	CYLINDER HEAD — ROCKERS	Page 8 - 11
Plate 2	CYLINDER BARREL — EXHAUST PIPES — VALVES	Page 12 - 13
Plate 3	CRANKSHAFT — PISTONS	Page 14 - 15
Plate 4	CRANKCASE — GENERATOR	Page 16 - 17
Plate 5	OIL PUMP — GEARBOX SPROCKET — PRESSURE RELEASE VALVE	Page 18 - 19
Plate 6	GEAR CLUSTER — CAMSHAFT	Page 20 - 23
Plate 7	INNER TIMING COVER — GEARCHANGE MECHANISM	Page 24 - 25
Plate 8	OUTER TIMING COVER — KICKSTART — FOOTCHANGE	Page 26 - 27
Plate 9	CLUTCH — PRIMARY COVER	Page 28 - 31
Plate 10	FRAME — BATTERY CARRIER — ENGINE SHIELD	Page 32 - 35
Plate 11	SWINGING ARM — CENTRE STAND — REAR BRAKE CONTROL	Page 36 - 37
Plate 12	SUPPORT RAIL — FOOTRESTS — COIL PLATFORM	Page 38 - 39
Plate 13	TWINSEAT — CHAINGUARD — SILENCER	Page 40 - 41
Plate 14	SIDECOVERS — AIR CLEANER	Page 42 - 43
Plate 15	FRONT FORK	Page 44 - 47
Plate 16	FRONT WHEEL	Page 48 - 49
Plate 17	REAR WHEEL	Page 50 - 51
Plate 18	MUDGUARDS	Page 52 - 53
Plate 19	HANDLEBAR — CONTROLS — FUEL TANK	Page 54 - 57
Plate 20	ELECTRICAL EQUIPMENT (PART 1)	Page 58 - 61
Plate 21	ELECTRICAL EQUIPMENT (PART 2)	Page 62 - 63
Plate 22	CARBURETTERS	Page 64 - 65
Plate 23	A70	Page 66 - 67
Plate 24	TOOLS	Page 68 - 69

Plate 1

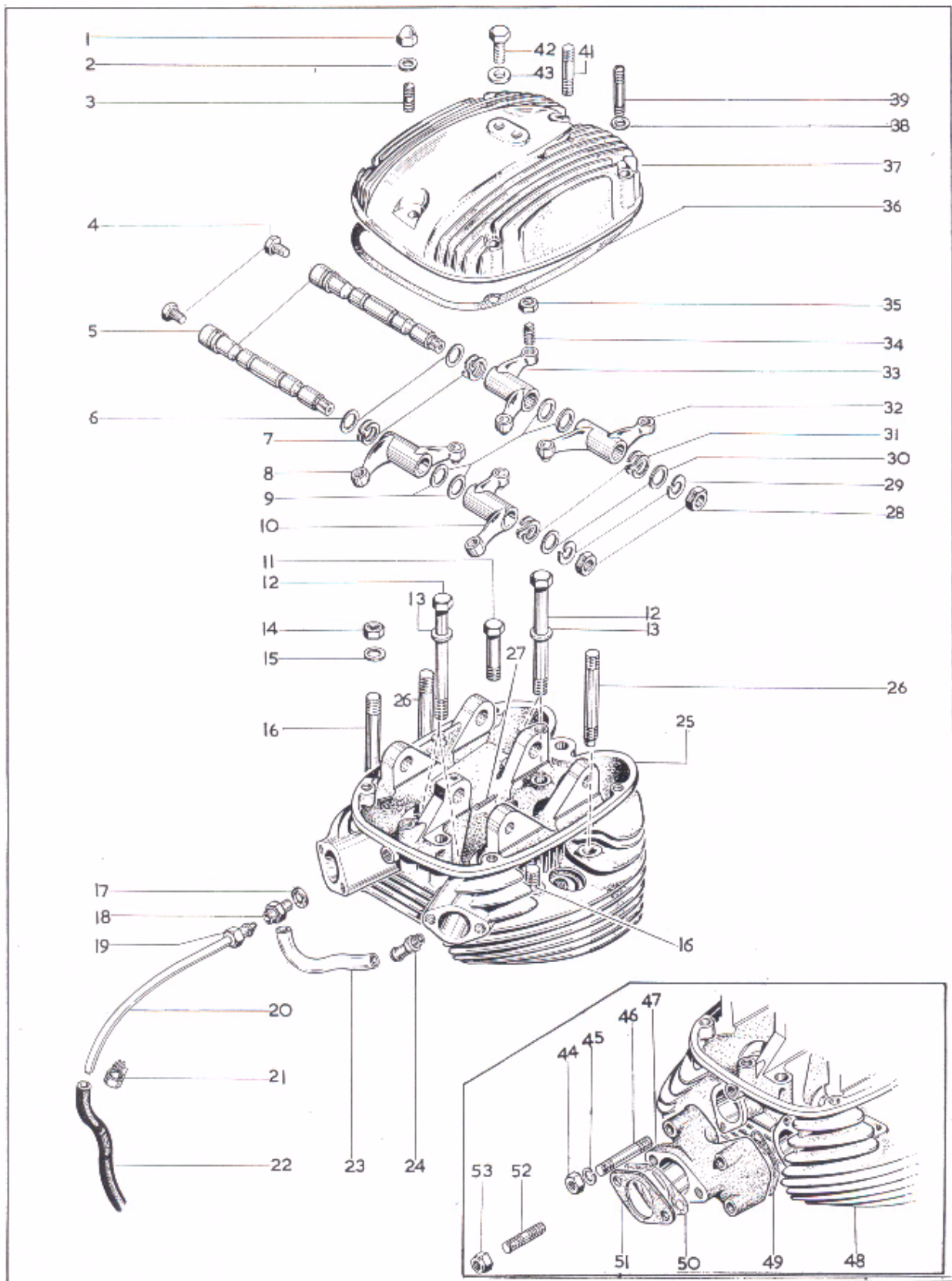


Plate 1

CYLINDER HEAD — ROCKERS

Model	Key No.	Spares No.	Description	Per Set
L T		00-3176	Gasket set — decarboning	1
L T		00-3318	Gasket set — full overhaul	1
L T	1	68-0137	Domed nut — rocker box ($\frac{1}{2}$ " B.S.C.)	2
L T	2	02-0525	Washer — rocker box studs ($\cdot 255" \times \cdot 500" \times \cdot 048"$)	2
L T	3	68-0087	Stud — rocker box, rear ($\frac{1}{2}$ " B.S.C./B.S.F. $\times 29/32"$)	1
L T	4	68-0344	Bolt — rocker spindle ($\frac{1}{4}$ " W.F.)	2
L T	5	68-0192	Rocker spindle — inlet and exhaust	2
L T	6	40-0158	Thrust washer — rocker	2
L T	7	40-0156	Spring washer — rocker	2
L T	8	68-0147	Inlet rocker — left	1
L T	9	40-0158	Thrust washer — rocker	4
L T	10	68-0149	Inlet rocker — right	1
L T	11	67-0283*	Bolt — cylinder head fixing ($\frac{3}{8}$ " B.S.F. $\times 1\frac{1}{2}"$)	1
L T	12	68-0337*	Bolt — cylinder head fixing ($\frac{3}{8}$ " B.S.F. $\times 4\frac{1}{16}"$)	4
L T	13	02-2138	Washer — head to barrel ($\frac{3}{8}" \times \frac{3}{4}" \times \frac{1}{16}"$)	2
L T	14	40-0483*	Nut — cylinder head stud ($\frac{3}{8}$ " B.S.C.)	4
L T	15	02-2138	Washer — head to barrel ($\frac{3}{8}" \times \frac{3}{4}" \times \frac{1}{16}"$)	7
L T	16	71-1468*	Stud — cylinder head ($\frac{3}{8}$ " B.S.C./B.S.F. $\times 2\frac{1}{16}"$)	2
L T	17	76-0378	Fibre washer — oil feed union	1
L T	18	76-0308	Adaptor — rocker oil feed pipe	1
L T	19	29-2089	Nut — rocker oil feed pipe	1
L	20	68-0927	Pipe — rocker oil feed	1
T	20	68-0925	Pipe — rocker oil feed	1
L T	21	62-0263	Clip — oil feed pipe	2
L	22	68-0923	Rubber connection — oil feed pipe	1
T	22	68-0924	Rubber connection — oil feed pipe	1
L	23	70-8213	Balance pipe — inlet	1
L	24	70-8214	Spigot — inlet balance pipe	2
L	25	71-2309	Cylinder head — complete with valve guides and studs	1

Plate 1—continued

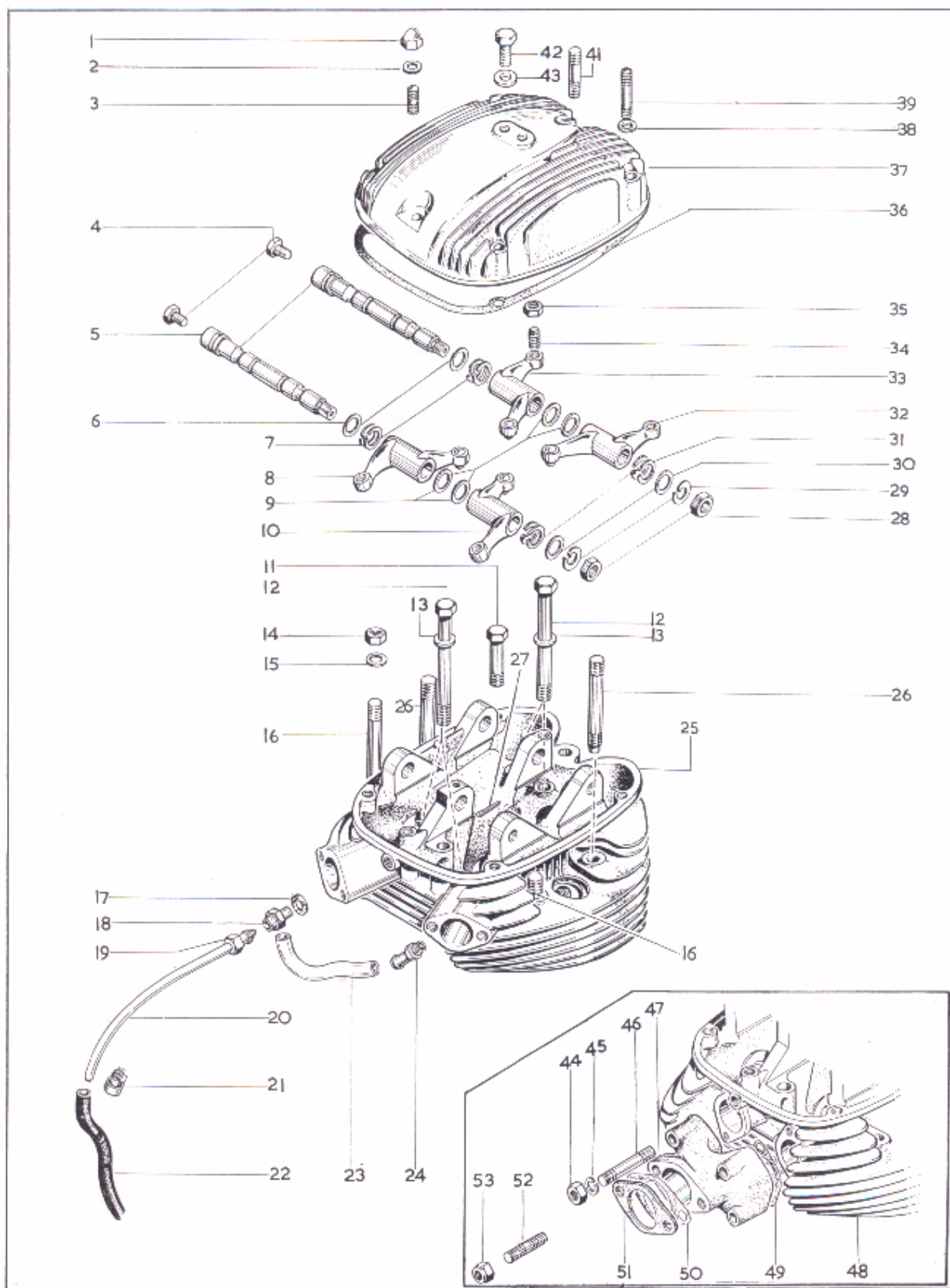


Plate 1—continued

CYLINDER HEAD — ROCKERS

Model	Key No.	Spares No.	Description	Per Set
L T	26	71-1467*	Stud — cylinder head ($\frac{3}{8}$ " B.S.C./B.S.F. $3\frac{3}{4}$ ")	1
L T	27	60-2684	Split pin — rocker oilway	2
L T	28	02-0449	Nut — rocker spindle	2
L T	29	02-0522	Washer — rocker spindle ($.390" \times .750" \times .056"$)	2
L T	30	40-0157	Thrust washer — rocker	2
L T	31	40-0156	Spring washer — rocker	2
L T	32	68-0153	Exhaust rocker — right	1
L T	33	68-0151	Exhaust rocker — left	1
L T	34	68-0155	Adjuster screw — rocker	4
L T	35	24-0563	Adjuster nut — rocker ($\frac{5}{16}$ " B.S.C.)	4
L T	36	71-2207	Gasket — rocker box	1
L T	37	71-2333	Cover — rocker box	1
L T	38	02-0370	Washer — rocker box stud, front ($.325" \times .580" \times .047"$)	4
L T	39	14-0221	Bolt — rocker box ($\frac{5}{16}$ " UN.F. $\times 2"$)	4
L T	41	68-0876	Stud — rocker box, front ($\frac{1}{4}$ " B.S.C./B.S.F. $\times 1\frac{1}{2}"$)	1
L T	42	14-0114	Bolt — steady bracket to rocker cover ($\frac{5}{16}$ " UN.F. $\times \frac{3}{4}"$)	2
L T	43	60-2321	Washer — steady bracket to rocker cover ($.333" \times .625" \times .072"$)	2
T	44	40-3226	Nut — manifold to head ($\frac{1}{4}$ " B.S.C.)	4
T	45	24-0978	Spring washer — manifold to head ($.255" \times .437" \times .040"$)	4
T	46	68-0067	Stud — manifold to head ($\frac{1}{4}$ " B.S.C./B.S.F. $\times 2\frac{1}{2}"$)	4
T	47	68-0224	Inlet manifold	1
T	48	71-2307	Cylinder head — complete with valve guides and studs	1
T	49	71-1430	Gasket — manifold to head	2
T	50	71-1421	Gasket — carburetter to manifold	1
T	51	70-7821	Insulating washer — carburetter	1
T	52	68-0018	Stud — carburetter mounting ($\frac{5}{16}$ " B.S.C./B.S.F. $\times 1\frac{1}{2}"$)	2
T	53	42-4476	Nut — carburetter mounting ($\frac{5}{16}$ " B.S.C.)	2

*Special material: 11—EN15. 12—EN14B. 14—EN14B. 16—EN16. 26—EN16.

Plate 2

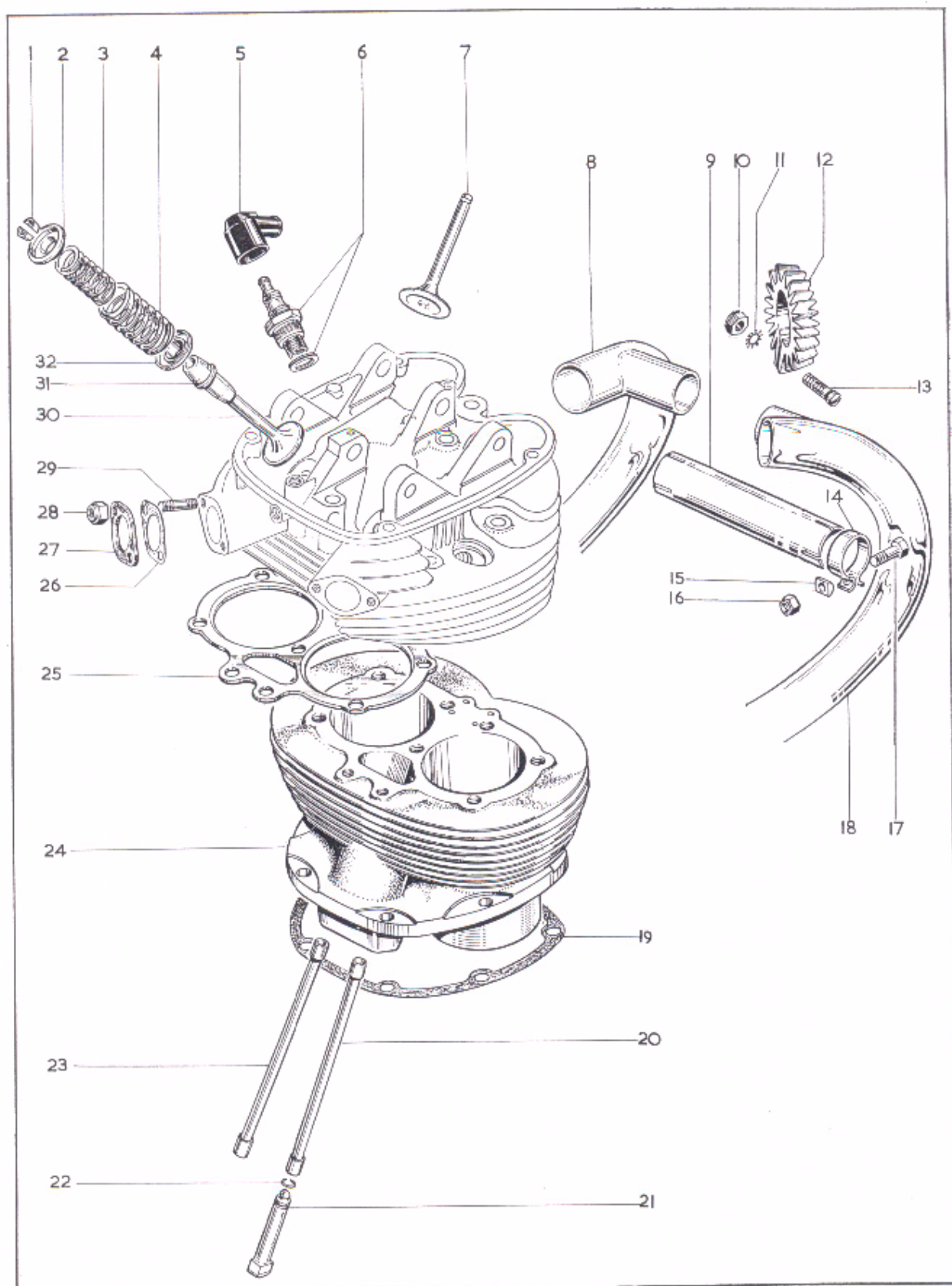


Plate 2

CYLINDER BARREL — EXHAUST PIPES — VALVES

Model	Key No.	Spares No.	Description	Per Set
L T	1	71-1166	Collet — valve spring	8
L T	2	71-1165	Collar — valve spring, top	4
L T	3	71-1177	Valve spring — inner	4
L T	4	71-2222	Valve spring — outer	4
L T	5	19-7625	Cover — spark plug (Champion WC.200)	2
L T	6	19-7606	Spark plug — (Champion N.3)	2
L T	7	68-0663	Valve — exhaust	2
L T	8	71-2043	Exhaust pipe — left	1
L T	9	70-9888	Coupling pipe — exhaust	1
L T	10	14-1301	Locknut — finned collar fixing ($\frac{1}{4}$ " UN.F.)	2
L T	11	29-0541	Lockwasher — finned collar fixing	2
L T	12	42-2848	Finned collar — exhaust pipes	2
L T	13	14-0609	Screw — finned collar fixing ($\frac{1}{4}$ " UN.F. \times $1\frac{1}{4}$ ")	2
L T	14	54-2537	Clip — coupling pipe fixing	2
L T	15	75-2719	"D" washer — coupling pipe clip	4
L T	16	14-1202	Locknut — coupling pipe clip	2
L T	17	14-0217	Bolt — coupling pipe clip ($\frac{5}{16}$ " UN.F. \times $1\frac{1}{4}$ ")	2
L T	18	71-2045	Exhaust pipe — right	1
L T	19	71-1433	Gasket — cylinder base	1
L T	20	68-0370	Push rod — inlet	2
L T	21	68-0362	Tappet — inlet and exhaust	4
L T	22	68-0163	Circlip — tappets	4
L T	23	68-0372	Push rod — exhaust	2
L T	24	71-1464	Cylinder barrel	1
L T	25	71-0827	Gasket — cylinder head	1
L	26	71-1421	Gasket — carburetter	2
L	27	70-7821	Gasket — carburetter (Tufnol)	2
L	28	42-4476	Nut — carburetter stud ($\frac{5}{16}$ " B.S.C.)	4
L	29	68-0018	Stud — carburetter ($\frac{5}{16}$ " B.S.C./B.S.F. \times $1\frac{3}{8}$ ")	4
L T	30	68-0665	Valve — inlet	2
L T	31	71-2300	Valve guide — inlet and exhaust	4
L T	32	71-2366	Cup — valve spring, bottom	4

Plate 3

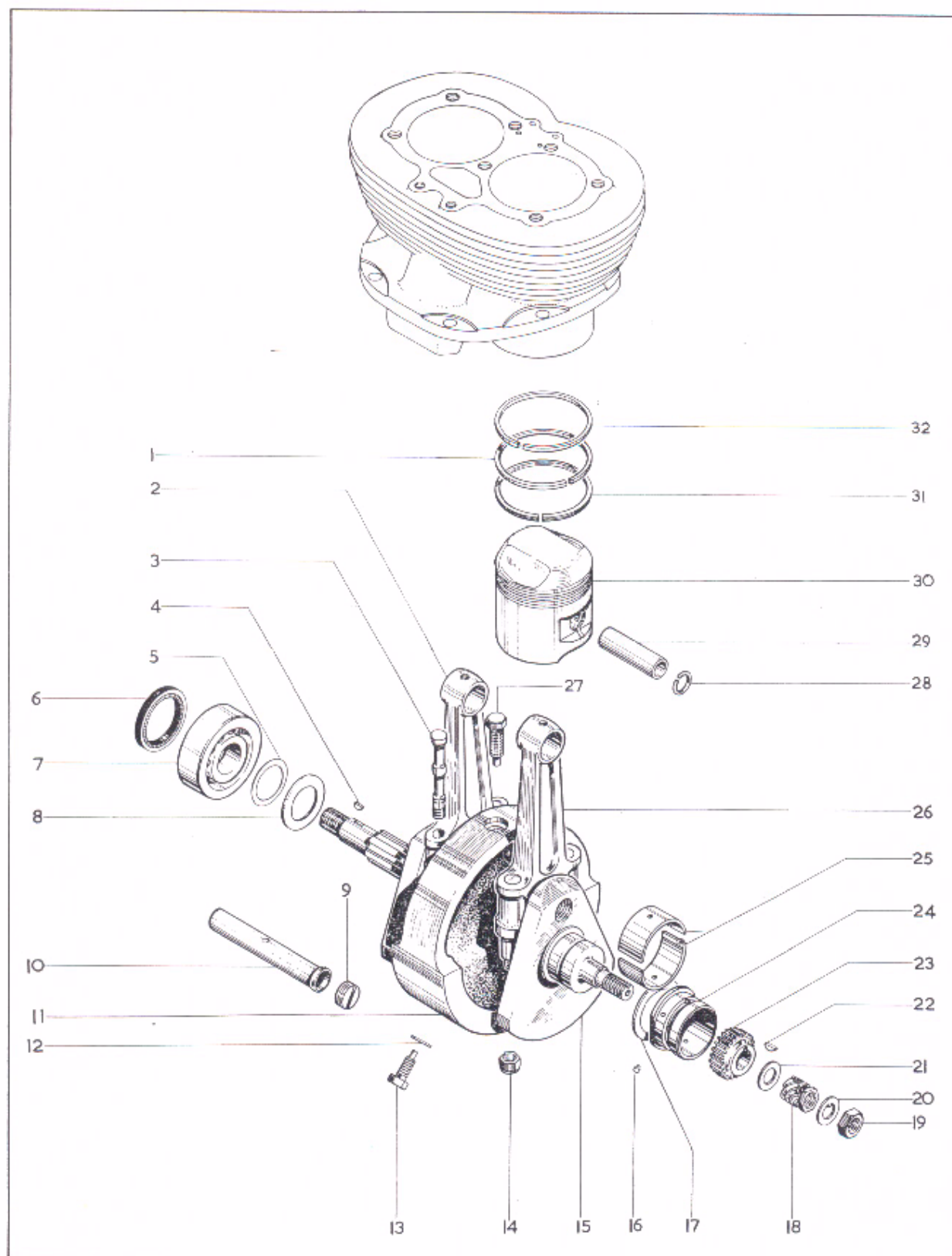


Plate 3

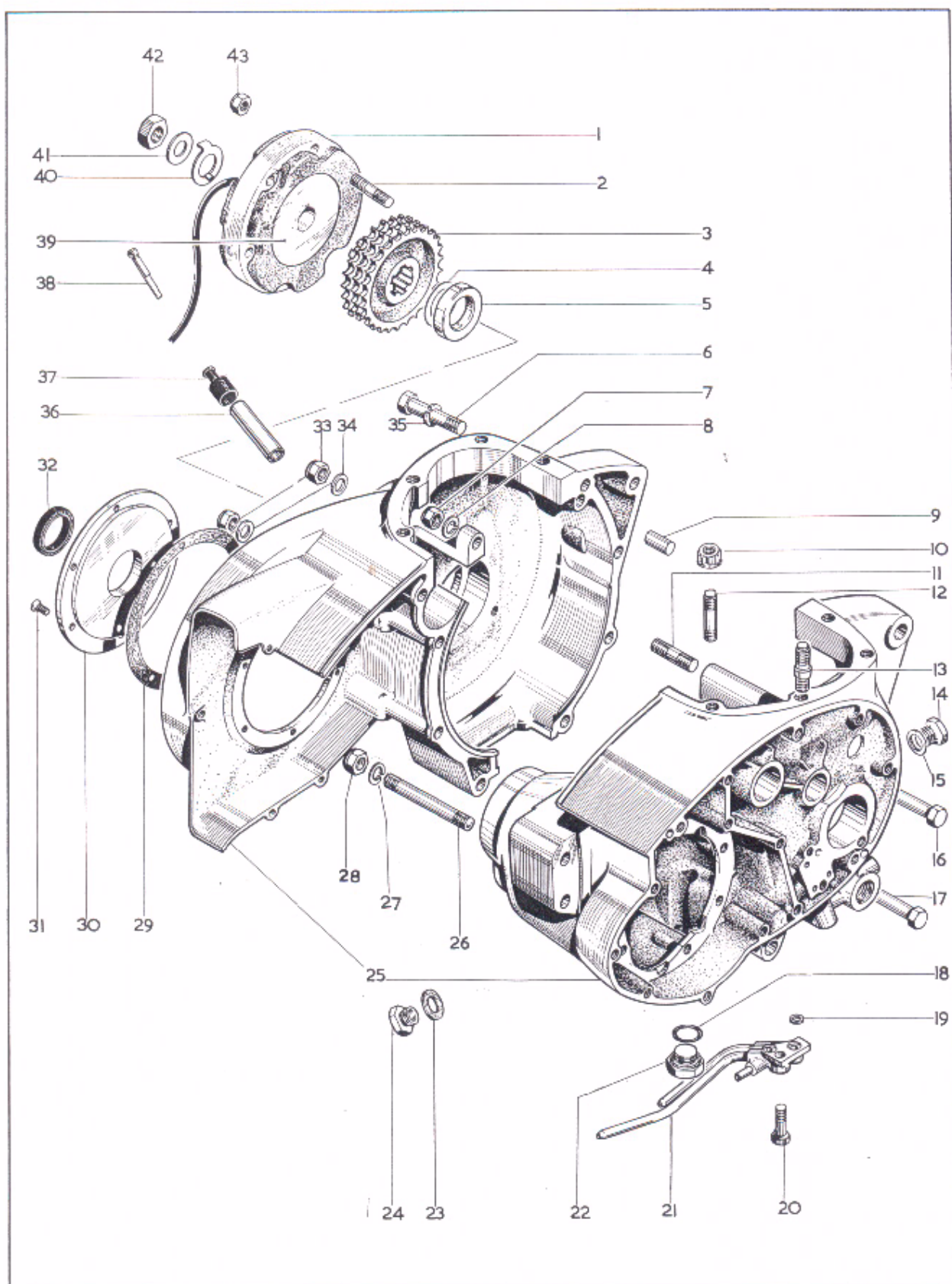
CRANKSHAFT — PISTONS

Model	Key No.	Spares No.	Description	Per Set
L T	1	68-0357*	Piston ring — taper	2
L T	2	71-1106	Connecting rod complete, — left	1
L T	3	67-1536†	Bolt — connecting rod	1
L T	4	41-0673	Key — alternator rotor	4
L T	5	68-0633	Shim (.003") — crankshaft bearing, left	as reqd.
L T	5	68-0634	Shim (.005") — crankshaft bearing, left	as reqd.
L T	5	68-0635	Shim (.010") — crankshaft bearing, left	as reqd.
L T	6	67-0674	Oil seal — crankcase, left	1
L T	7	68-0625	Bearing — crankshaft, left (Hoffmann RM.11L)	1
L T	8	68-0638	Cup — shim retaining	1
L T	9	68-0184	Plug — crankshaft oil tube	1
L T	10	68-0185	Crankshaft oil tube	1
L T	11	71-1347	Flywheel	1
L T	12	71-1003	Washer — flywheel bolts	3
L T	13	68-0580†	Bolt — flywheel ($\frac{3}{8}$ " B.S.C.)	2
L T	14	71-1957	Locknut — connecting rod bolt ($\frac{5}{16}$ " B.S.C.)	4
L T	15	71-1346	Crankshaft	1
L T	16	67-0793	Dowel — crankshaft bush	1
L T	17	68-0685	Thrust washer — crankshaft bush	1
L T	18	68-0050	Pinion — oil pump drive	1
L T	19	67-0643	Nut — crankshaft, right	1
L T	20	67-0644	Lockwasher — crankshaft nut	1
L T	21	67-0645	Washer — pump drive pinion (.578" × .875" × .064")	1
L T	22	40-3150	Key — crankshaft pinion	1
L T	23	67-0339	Pinion — crankshaft	1
L T	24	68-0657	Bush — crankshaft (standard)	1
L T	24	68-0647	Bush — crankshaft (.010" undersize)	1
L T	24	68-0648	Bush — crankshaft (.020" undersize)	1
L T	25	67-1430	Shell — connecting rod big-end (standard)	4
L T	25	67-1431	Shell — connecting rod big-end (.010" undersize)	4
L T	25	67-1432	Shell — connecting rod big-end (.020" undersize)	4
L T	25	67-1433	Shell — connecting rod big-end (.030" undersize)	4
L T	26	71-1105	Connecting rod complete — right	1
L T	27	68-0581	Bolt — flywheel, oil tube location	1
L T	28	66-0954	Circlip — gudgeon pin	4
L T	29	65-0440	Gudgeon pin	2
L T	30	68-0906*	Piston complete	2
L T	31	68-0259*	Piston ring — scraper	2
L T	32	68-0256*	Piston ring — compression	2

*See page 6 for piston details.

†Special material: 3—EN24. 13—EN24.

Plate 4



CRANKCASE — GENERATOR

Model	Key No.	Spares No.	Description	Per Set
L T	1	19-1259	Stator (Lucas 47205)	1
L T	2	14-1621*	Stud — stator mounting ($\frac{5}{16}$ " UN.F./UN.C. $\times 1\frac{1}{2}$ ")	3
L T	3	68-0205	Engine sprocket (28 teeth)	1
L T	4	40-0066	Shim — engine sprocket (.010")	as reqd.
L T	4	70-8039	Shim — engine sprocket (.015")	as reqd.
L T	5	68-0688	Distance piece — engine sprocket	1
L T	6	14-6221	Bolt — crankcase, top, front ($\frac{5}{16}$ " UN.C. $\times 2$ ")	2
L T	7	14-1302	Locknut — crankcase stud ($\frac{5}{16}$ " UN.F.)	1
L T	8	24-8784	Spring washer — crankcase stud nut ($.315" \times .625" \times .040"$)	1
L T	9	27-1589	Dowel — crankcase	1
L T	10	21-0692	Nut — barrel to crankcase ($\frac{5}{16}$ " UN.F.)	8
L T	11	21-1849	Crankcase stud — top, centre ($\frac{5}{16}$ " UN.F./UN.C. $\times 1\frac{1}{2}$ ")	1
L T	12	21-2000*	Stud — barrel to crankcase ($\frac{3}{8}$ " UN.F./UN.C. $\times 1\frac{1}{8}$ ")	6
L T	13	21-2001*	Stud — barrel to crankcase ($\frac{3}{8}$ " UN.F./UN.C. $\times 1\frac{1}{8}$ ")	2
L T	14	21-1872	Sealing plug — crankcase	1
L T	15	70-8896	Washer — sealing plug	1
L T	16	14-0221	Bolt — crankcase, front ($\frac{5}{16}$ " UN.F. $\times 2$ ")	2
L T	17	14-0226	Bolt — crankcase, bottom ($\frac{5}{16}$ " UN.F. $\times 3\frac{1}{4}$ ")	1
L T	18	68-3168	"O" ring — gearbox drain plug	1
L T	19	68-0588	"O" ring — oil pipe union	2
L T	20	21-1973	Bolt — oil pipe union to crankcase ($\frac{5}{16}$ " UN.C. $\times \frac{7}{8}$ ")	1
L T	21	71-2742	Oil pipe union — crankcase	1
L T	22	21-1857	Drain plug — gearbox	1
L T	23	15-0203	Washer — camplate plunger plug	1
L T	24	57-3745	Plug — camplate plunger	1
L T	25	71-1108	Crankcase complete with fixed fittings	1
L T	26	21-1850	Stud — crankcase, rear ($\frac{5}{16}$ " UN.F./UN.C. $\times 3\frac{7}{16}$ ")	3
L T	27	24-8784	Spring washer — crankcase stud ($.315" \times .625" \times .040"$)	3
L T	28	14-1302	Nut — crankcase stud ($\frac{5}{16}$ " UN.F.)	3
L T	29	40-0241	Gasket — primary case back plate	1
L T	30	68-0236	Back plate — primary case	1
L T	31	40-0246	Screw — primary case back plate	6
L T	32	68-0235	Oil seal — primary case back plate	1
L T	33	14-1302	Nut — crankcase bolt ($\frac{5}{16}$ " UN.F.)	2
L T	34	75-0156	Washer — crankcase bolt	2
L T	35	24-8784	Spring washer — crankcase fixing bolt ($.315" \times .625" \times .040"$)	2
L T	36	70-7844	Cable guide — generator	1
L T	37	68-0209	Oil seal — cable guide	1
L T	38	70-7878	Clip — generator cable	1
L T	39	19-8019	Rotor (Lucas 54213901)	1
L T	40	68-0325	Lockwasher — rotor nut	1
L T	41	68-0324	Washer — rotor nut	1
L T	42	29-2023	Nut — rotor ($\frac{3}{8}$ " UN.F.)	1
L T	43	21-1852*	Nut — stator mounting ($\frac{5}{16}$ " UN.F.)	3

*Special material: 2—EN16R. 12—EN16. 13—EN16. 43—EN8R.

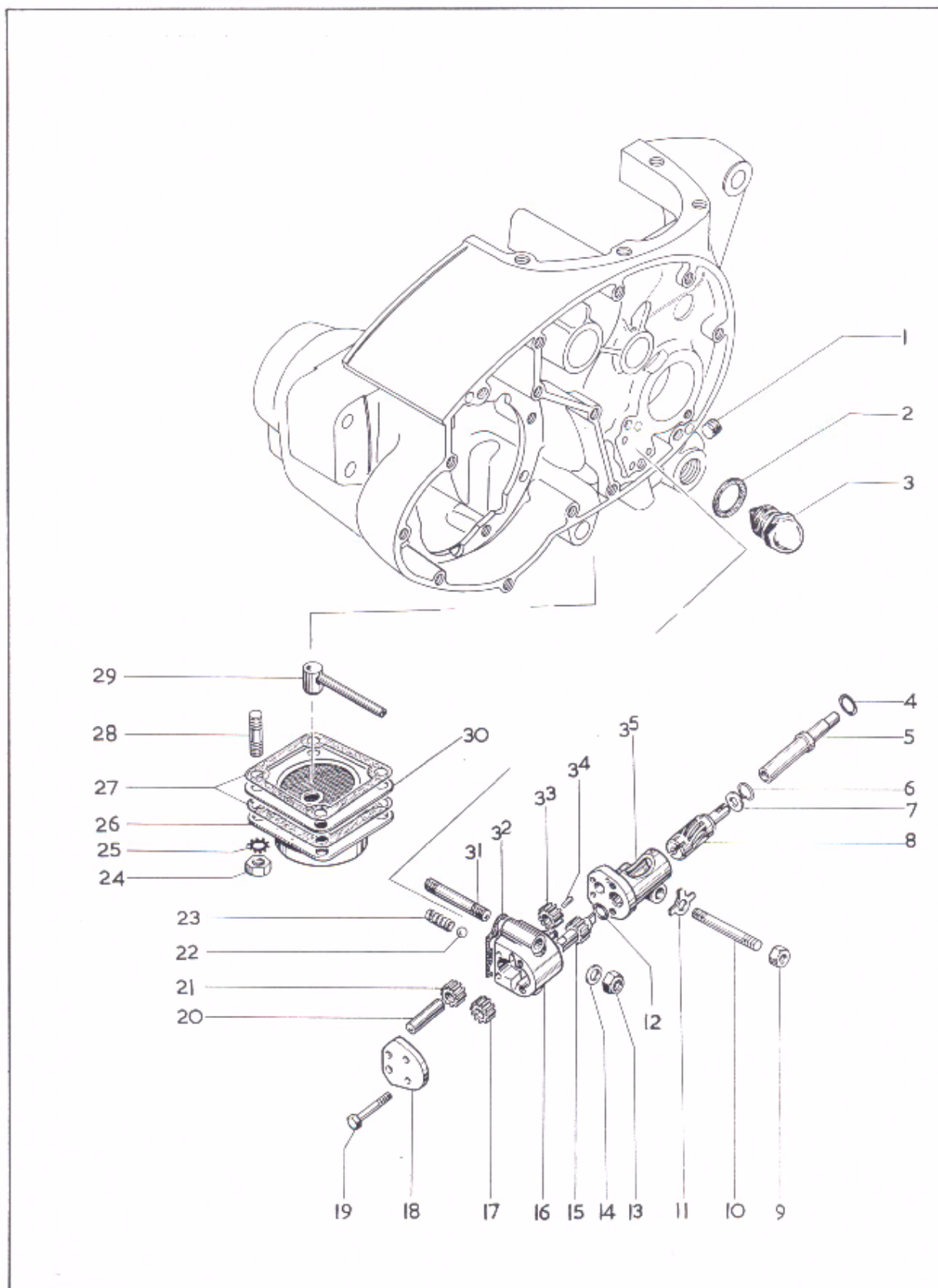


Plate 5

OIL PUMP — GEARBOX SPROCKET — PRESSURE RELEASE VALVE

Model	Key No.	Spares No.	Description	Per Set
L T	1	70-9526	Plug — oil hole blanking	2
L T	2	70-1670	Washer — oil release valve to crankcase	1
L T	3	71-2370	Oil release valve assembly	1
L	4	68-0588	“O” ring — tachometer drive shaft	1
L	5	68-0586	Shaft — tachometer drive	1
L T	6	42-0158	Circlip — oil pump drive spindle	1
L T	7	42-0157	Washer — oil pump spindle retaining	1
L T	8	68-0310	Spindle — oil pump driving	1
L T	9	14-0301	Nut — oil pump stud ($\frac{1}{4}$ " UN.F.)	1
L T	10	21-1848*	Stud — oil pump fixing ($\frac{1}{4}$ " UN.F./UN.C. $\times 2\frac{1}{16}$ ")	1
L T	11	76-0138	Lockwasher — oil pump stud	1
L T	12	68-0289	“O” ring — oil pump spindle housing	1
L T	13	14-1901	Locknut — oil pump stud ($\frac{1}{4}$ " UN.F.)	2
L T	14	68-0938	Washer — oil pump fixing	2
L T	15	71-2415	Gear — oil pump feed — driving	1
L T	16	71-2413	Oil pump complete	1
L T	17	71-2417	Gear — oil pump scavenge driving	1
L T	18	68-0936	End plate — oil pump	1
L T	19	68-0937	Screw — oil pump end plate	4
L T	20	71-1146	Spindle — oil pump driven gears	1
L T	21	71-2418	Gear — oil pump scavenge driven	1
L T	22	60-2364	Ball — non-return valve ($\frac{1}{4}$ ")	1
L T	23	68-0353	Spring — non-return valve	1
L T	24	14-0301	Nut — sump cover stud	4
L T	25	29-0541	Lockwasher — sump cover stud	4
L T	26	67-1286	Sump cover	1
L T	27	71-1424	Gasket — sump cover	2
L T	28	14-1401	Stud — sump cover	4
L T	29	68-0560	Scavenge oil pipe	1
L T	30	71-1126	Filter assembly — crankcase	1
L T	31	21-1848*	Stud — oil pump body mounting	2
L T	32	71-2296	Gasket — oil pump body to crankcase	1
L T	33	71-2416	Gear — oil pump feed driven	1
L T	34	71-1148	Dowel — pump body to spindle housing	2
L T	35	71-2419	Housing — oil pump spindle	1

*Special material: 10—EN14B. 31—EN14B.

Plate 6

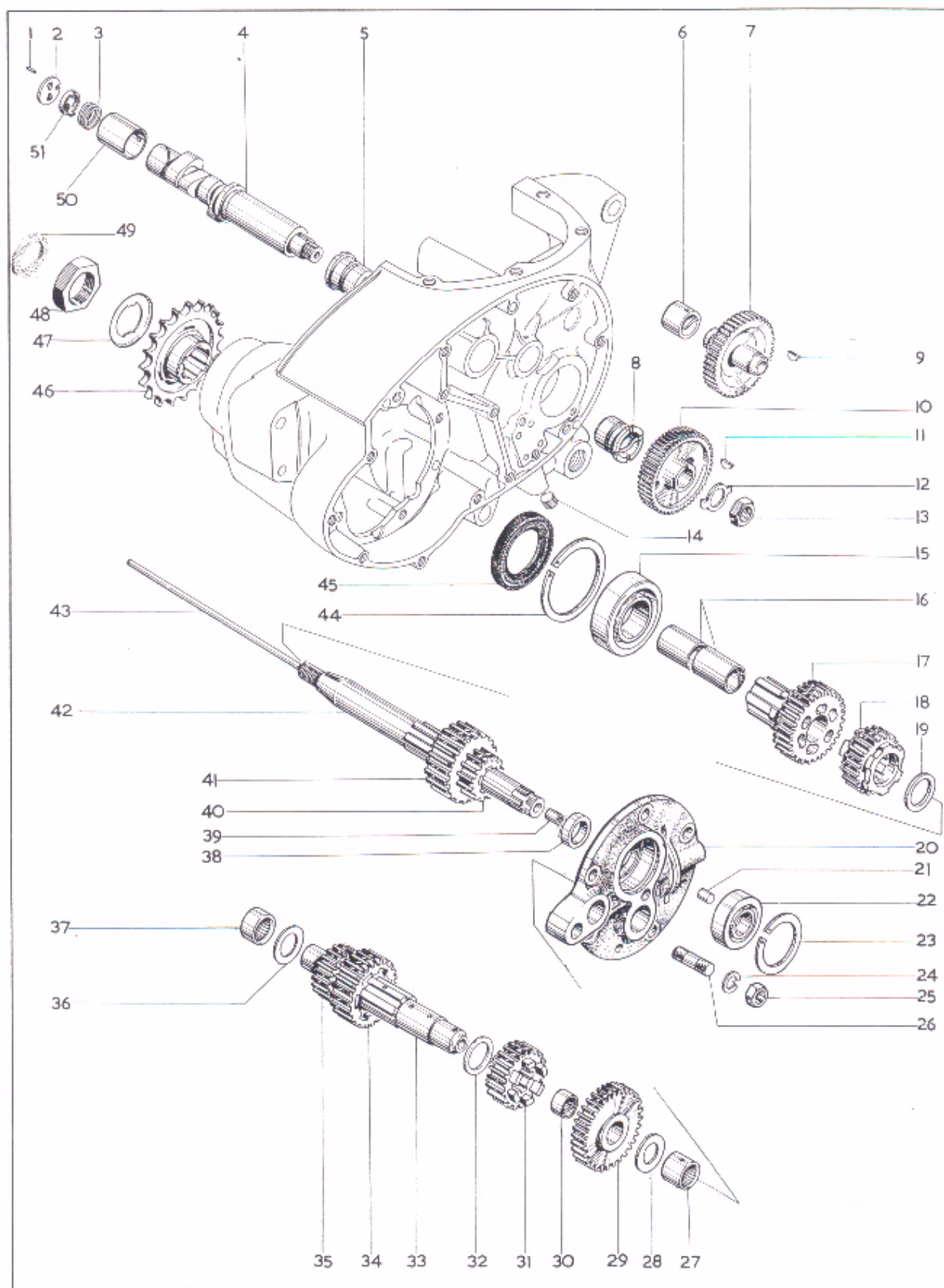
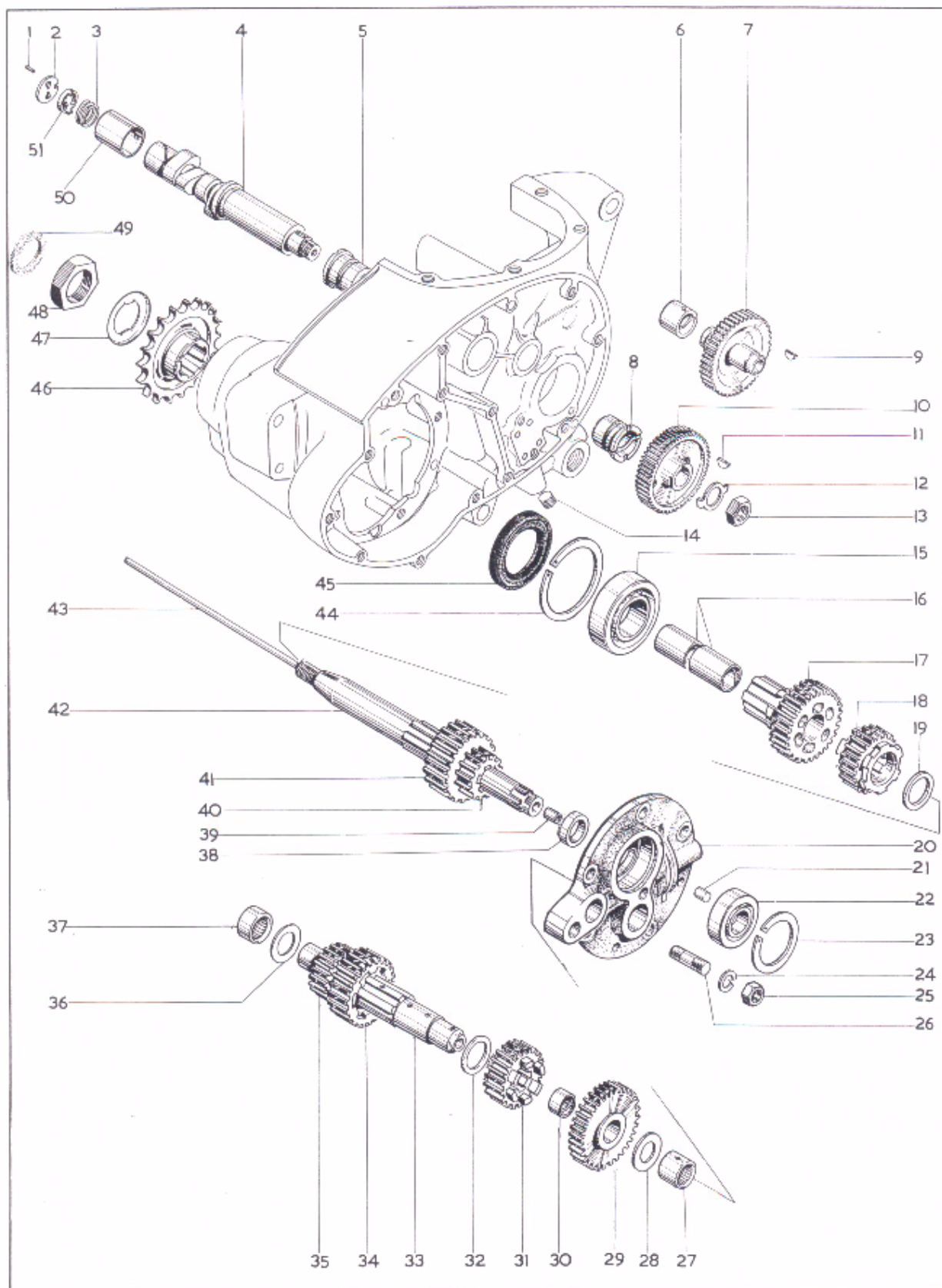


Plate 6

GEAR CLUSTER — CAMSHAFT

<i>Model</i>	<i>Key No.</i>	<i>Spares No.</i>	<i>Description</i>	<i>Per Set</i>
L T	1	40-0028	Peg — breather disc	1
L T	2	68-0130	Breather disc	1
L T	3	68-0132	Spring — breather valve	1
L T	4	68-0473	Camshaft	1
L T	5	68-0025	Bush — camshaft, right	1
L T	6	70-9809	Bush — idler pinion bearing	1
L T	7	70-9104	Idler pinion — with spindle	1
L T	8	68-0025	Bush — camshaft, right	1
L T	9	27-1386	Key — idler pinion	1
L T	10	67-0338	Camshaft pinion	1
L T	11	40-0118	Key — camshaft pinion	1
L T	12	67-0685	Lockwasher — camshaft pinion	1
L T	13	02-0124	Nut — camshaft pinion ($\frac{1}{8}$ " B.S.C.)	1
L T	14	70-9526	Plug screw — scavenge oil hole	2
L T	15	57-0448	Bearing — mainshaft, right	1
L T	16	68-3178	Bush — mainshaft top gear	2
L T	17	68-3115	Gear — mainshaft top (23 teeth)	1
L T	18	68-3120	Gear — mainshaft second (22 teeth)	1
L T	18	68-3114*	Gear — mainshaft second (23 teeth)	1
L T	19	68-3021	Spacing washer — mainshaft	1
L T	20	57-4023	Cover — bearing housing, with bearings and bush	1
L T	21	68-0030	Dowel — bearing plate	1
L T	22	57-3621	Bearing — mainshaft, right (Hoffmann L.S8)	1
L T	23	67-3028	Circlip — mainshaft bearing	1
L T	24	24-8784	Spring washer — bearing plate stud	5
L T	25	14-0302	Nut — bearing plate stud ($\frac{5}{16}$ " UN.F.)	5
L T	26	14-1619	Stud — gearbox bearing plate ($\frac{5}{16}$ " UN.C./UN.F. $\times 1\frac{1}{4}$ ")	5
L T	27	42-3075	Bearing — layshaft, right (Torrington B.1212-OH)	1
L T	28	42-3079	Thrust washer — layshaft	1
L T	29	68-3151	Gear — layshaft first (26 teeth)	1
L T	29	68-3128*	Gear — layshaft first (24 teeth)	1
L T	30	67-3093	Bush — layshaft first gear	1
L T	31	68-3120	Gear — layshaft third (22 teeth)	1
L T	31	68-3181*	Gear — layshaft third (18 teeth)	1



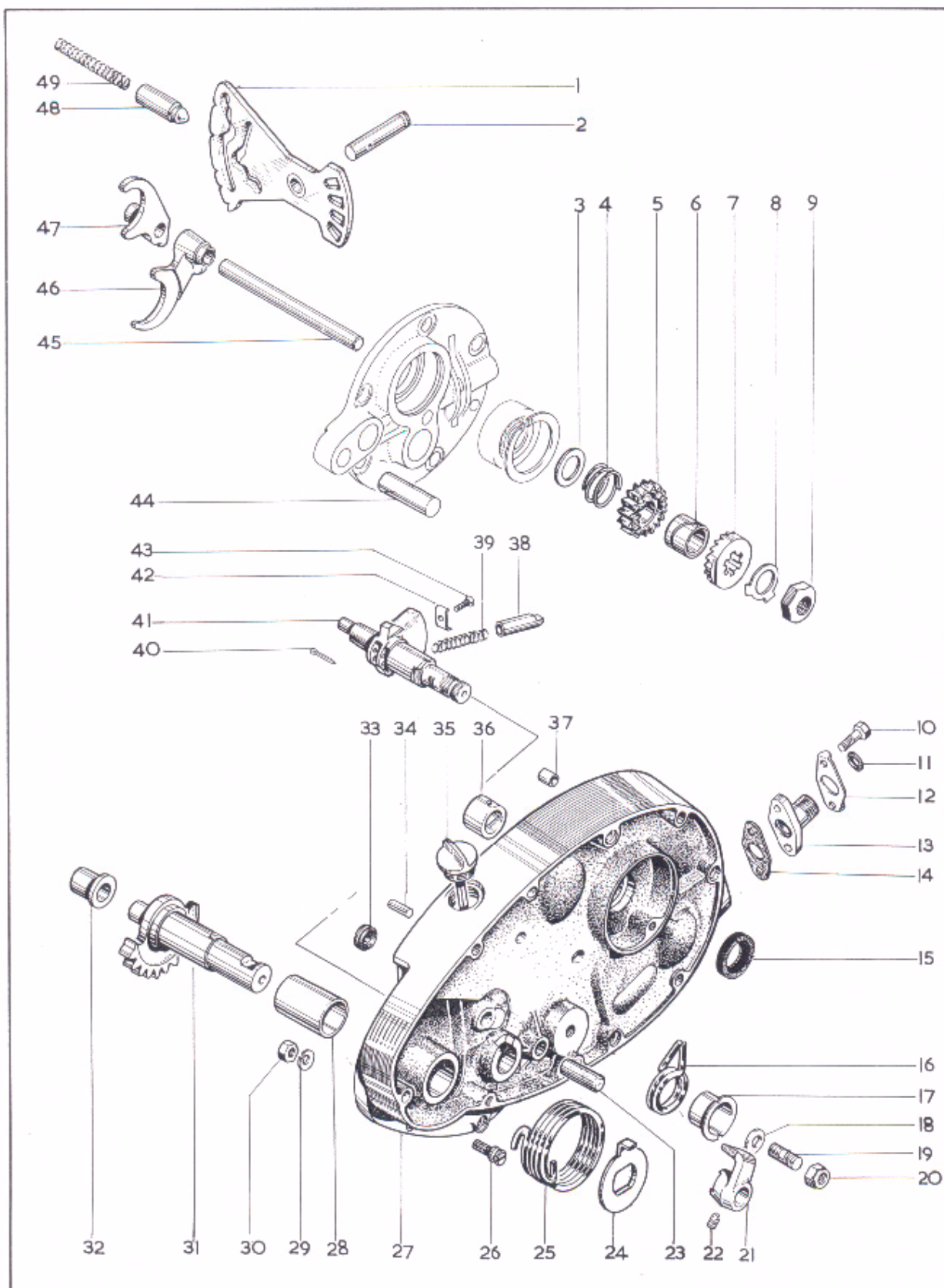
GEAR CLUSTER — CAMSHAFT

<i>Model</i>	<i>Key No.</i>	<i>Spares No.</i>	<i>Description</i>	<i>Per Set</i>
L T	32	68-3021	Spacing washer — layshaft	1
L T	33	68-3303	Layshaft	1
L T	34	68-3015	Gear — layshaft second (26 teeth)	1
L T	34	68-3107*	Gear — layshaft second (25 teeth)	1
L T	35	68-3299	Gear — layshaft top (17 teeth)	1
L T	36	42-3079	Thrust washer — layshaft (.113—.115")	as reqd.
L T	36	42-3212	Thrust washer — layshaft (.120—.122")	as reqd.
L T	36	42-3213	Thrust washer — layshaft (.127—.129")	as reqd.
L T	37	68-0034	Bearing — layshaft, left (Torrington 12121-OH)	1
L T	38	68-3019	Spacer — mainshaft	1
L T	39	57-3988	Bush — clutch push rod	1
L T	40	68-3150	Gear — mainshaft first (14 teeth)	1
L T	40	68-3127*	Gear — mainshaft first (16 teeth)	1
L T	41	68-3015	Gear — mainshaft third (26 teeth)	1
L T	41	68-3182*	Gear — mainshaft third (22 teeth)	1
L T	42	68-3100	Mainshaft	1
L T	43	68-3229	Push rod — clutch	1
L T	44	68-0024	Circlip — mainshaft bearing, left	1
L T	45	68-0027	Oil seal — mainshaft bearing	1
L T	46	68-3093†	Sprocket — gearbox (18 teeth)	1
L T	46	68-3078†	Sprocket — gearbox (19 teeth)	1
L T	46	68-3073	Sprocket — gearbox (20 teeth)	1
L T	46	68-3089†	Sprocket — gearbox (21 teeth)	1
L T	47	40-3121	Lockwasher — gearbox sprocket	1
L T	48	40-3051	Nut — gearbox sprocket	1
L T	49	68-3194	Felt washer	1
L T	50	68-0022	Bush — camshaft, left	1
L T	51	68-0131	Valve — rotary breather	1

*Close ratio gears.

†Alternative sprockets.

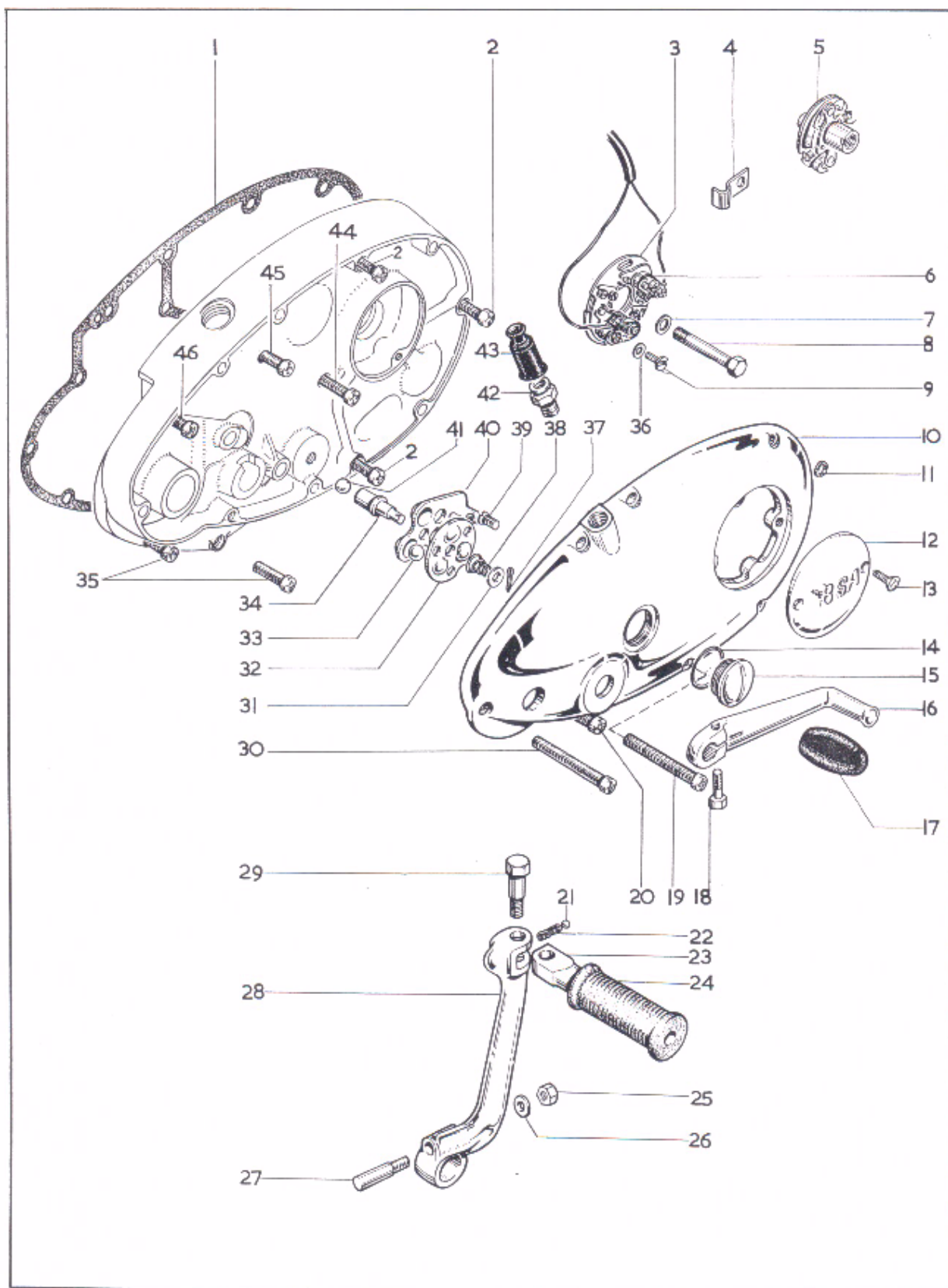
Plate 7



INNER TIMING COVER — GEARCHANGE MECHANISM

<i>Model</i>	<i>Key No.</i>	<i>Spares No.</i>	<i>Description</i>	<i>Per Set</i>
L T	1	57-4026	Camplate	1
L T	2	68-3045	Pivot — camplate	1
L T	3	67-3161	Thrust washer — kickstart ratchet	1
L T	4	67-3162	Spring — kickstart ratchet	1
L T	5	68-3095	Kickstart ratchet pinion	1
L T	6	67-3169	Bush — kickstart ratchet pinion	1
L T	7	68-3056	Ratchet — kickstart	1
L T	8	68-3301	Lockwasher — kickstart assembly	1
L T	9	67-3163*	Nut — kickstart assembly ($\frac{9}{16}$ " B.S.C.)	1
L T	10	21-5370	Bolt — tachometer adaptor (2 B.A. $\times \frac{9}{16}$ ")	2
L T	11	24-0036	Sealing washer — tachometer cable	1
L T	12	68-0982	Lockwasher — tachometer adaptor bolt	1
L T	13	68-0585	Adaptor — tachometer cable	1
L T	14	71-1436	Gasket — tachometer adaptor	1
L T	15	76-0291	Oil seal — idler pinion spindle	1
L T	16	57-4009	Spring — gearchange return	1
L T	17	57-4008	Cup — gearchange return spring	1
L T	18	76-0012	Washer — gearchange return spring	1
L T	19	21-2025	Stud — gearchange return spring	1
L T	20	14-1202	Locknut — retaining cup stud	1
L T	21	57-4028	Stop plate — gearchange spring	1
L T	22	68-3118	Grub-screw — stop plate	1
L T	23	68-3058	Anchor peg — gearchange spring	1
L T	24	68-3054	Spring plate — kickstart	2
L T	25	68-3053	Spring — kickstart return	1
L T	26	68-3055	Anchor peg — kickstart spring	1
L T	27	71-2277	Inner timing cover complete	1
L T	28	68-0213	Bush — kickstart spindle, timing cover	1
L T	29	24-0978	Spring washer — anchor peg nut	1
L T	30	02-2395	Nut — kickstart spring anchor peg ($\frac{1}{4}$ " B.S.C.)	1
L T	31	57-4312	Kickstart spindle complete	1
L T	32	68-3005	Bush — kickstart spindle	1
L T	33	40-0705	Grommet — contact breaker leads	1
L T	34	40-0394	Dowel — inner cover to case	2
L T	35	68-0865	Dipstick — inner timing cover	1
L T	36	70-9809	Bush — idler pinion spindle	1
L T	37	66-3074	Dowel — inner cover to case	2
L T	38	57-4114	Plunger — gearchange quadrant	2
L T	39	68-3076	Spring — gearchange quadrant plunger	2
L T	40	60-2721	Split pin — quadrant plunger spring ($\frac{3}{32}$ " $\times \frac{5}{8}$ ")	2
L T	41	71-4116	Gearchange quadrant complete	1
L T	42	57-4115	Retainer — gearchange plunger	1
L T	43	40-3323	Screw — plunger retainer (5B.A. $\times \frac{5}{16}$ ")	1
L T	44	68-3180	Kickstart quadrant stop	1
L T	45	68-3036	Spindle — selector forks	1
L T	46	68-3160	Selector fork — layshaft	1
L T	47	68-3158	Selector fork — mainshaft	1
L T	48	68-0098	Plunger — gearchange camplate	1
L T	49	68-0101	Spring — camplate plunger	1

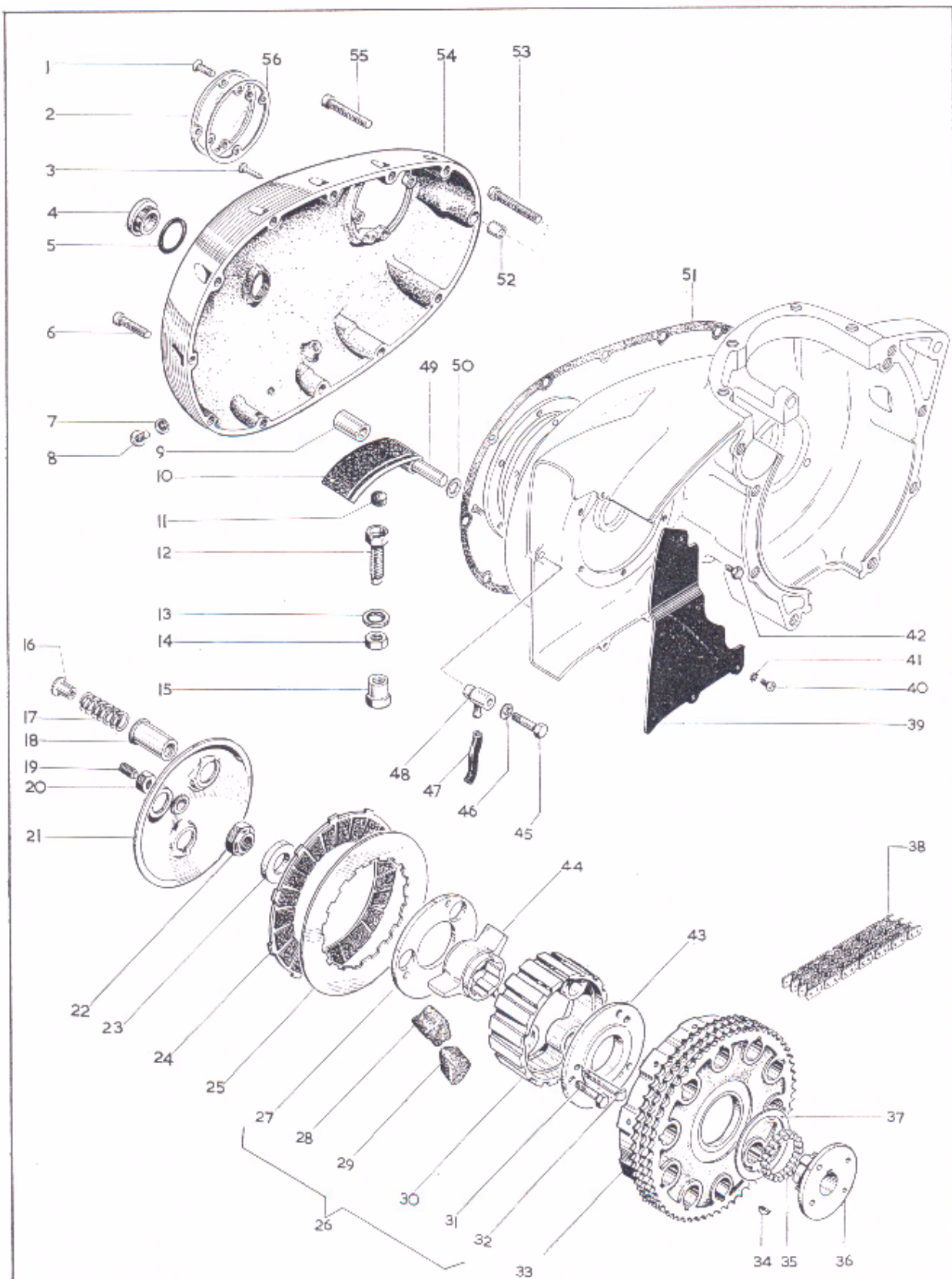
*Special material: 9—EN15.



OUTER TIMING COVER — KICKSTART — FOOTCHANGE

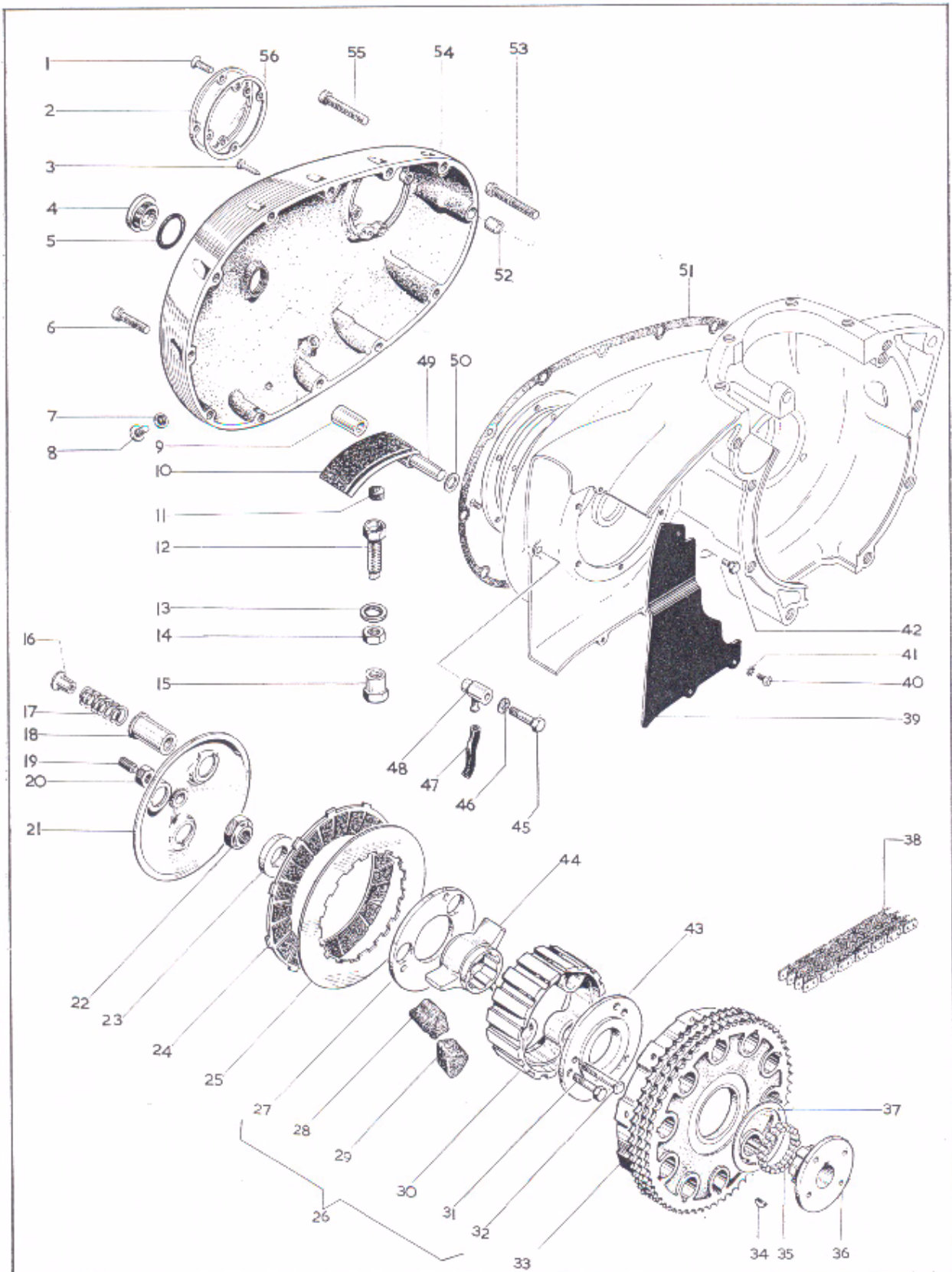
Model	Plate Ref.	Spares No.	Description	Per Set
L T	1	71-1437	Gasket — inner timing cover	1
L T	2	14-6613	Screw — inner timing cover ($\frac{1}{4}$ " U.N.C. \times $2\frac{1}{4}$ ")	3
L T	3	19-1841	Contact breaker (Lucas 54419097)	1
L T	4	04-2203	Clip — contact breaker lead	1
L T	5	19-1842	Auto-advance unit (Lucas 54419344)	1
L T	6	19-1849	Contact set (Lucas 54419827)	1
L T	7	68-0331	Washer — contact breaker plate screw	1
L T	8	14-0208	Bolt — auto-advance unit ($\frac{1}{4}$ " U.N.F. \times $2\frac{1}{4}$ ")	1
L T	9	97-3894	Screw — contact breaker plate to cover (2B.A. \times $21/64$ ")	2
L T	10	71-2280	Outer timing cover	1
L T	11	40-0740	Sealing washer — outer cover screw, top	1
L T	12	70-9126	Inspection cover — contact breaker	1
L T	13	21-5375	Screw — contact breaker cover (2B.A. \times $\frac{3}{8}$ ")	2
L T	14	70-8782	"O" ring — inspection plug	1
L T	15	70-9816	Inspection plug — outer cover	1
L T	16	40-3073	Gearchange pedal	1
L T	17	89-3208	Rubber — gearchange pedal	1
L T	18	42-6554	Bolt — gearchange pedal ($\frac{1}{4}$ " B.S.C. \times $\frac{3}{4}$ ")	1
L T	19	21-1917	Screw — outer timing cover ($\frac{1}{4}$ " U.N.C. \times $2\frac{5}{8}$ ")	5
L T	20	14-6607	Screw — outer timing cover ($\frac{1}{4}$ " U.N.C. \times $\frac{7}{8}$ ")	1
L T	21	60-2364	Ball — kickstart pedal	1
L T	22	40-3085	Spring — kickstart pedal	1
L T	23	57-1272	Folding pedal — kickstart	1
L T	24	57-2330	Rubber — kickstart pedal	1
L T	25	75-0053	Nut — kickstart crank cotter	1
L T	26	68-0331	Washer — kickstart crank cotter ($\cdot 328$ " \times $\cdot 505$ " \times $\cdot 048$ ")	1
L T	27	75-3143	Cotter — kickstart crank	1
L T		57-3632	Kickstart crank complete	1
L T	28	57-2173	Kickstart crank	1
L T	29	21-0541	Bolt — kickstart pedal ($\frac{5}{16}$ " B.S.C. \times $1\frac{1}{16}$ ")	1
L T	30	14-6614	Screw — outer cover ($\frac{1}{4}$ " U.N.C. \times $2\frac{1}{2}$ ")	1
L T	31	57-3673	Washer — clutch lever	1
L T	32	57-4497	Thrust plate — clutch lift mechanism	1
L T	33	60-2368	Ball — clutch lift mechanism	3
L T	34	57-4038	Shaft — clutch lift mechanism	1
L T	35	14-6606	Screw — inner timing cover ($\frac{1}{4}$ " U.N.C. \times $\frac{3}{4}$ ")	2
L T	36	76-0293	Washer — contact breaker plate	2
L T	37	60-2701	Split pin — clutch lift mechanism	1
L T	38	57-1712	Spring — clutch lift mechanism	1
L T	39	21-1879	Screw — clutch lift mechanism	3
L T		57-4495	Clutch lift mechanism complete	1
L T	40	57-4496	Lever — clutch lift mechanism	1
L T	41	60-2363	Ball — clutch lever shaft	1
L T	42	57-3762	Adaptor — clutch cable	1
L T	43	68-3264	Cover — clutch cable adaptor	1
L T	44	14-6610	Screw — inner timing cover ($\frac{1}{4}$ " U.N.C. \times $1\frac{1}{2}$ ")	1
L T	45	14-6611	Screw — inner timing cover ($\frac{1}{4}$ " U.N.C. \times $1\frac{3}{4}$ ")	1
L T	46	14-6608	Screw — inner timing cover ($\frac{1}{4}$ " U.N.C. \times 1 ")	1

Plate 9



CLUTCH — PRIMARY COVER

<i>Model</i>	<i>Key No.</i>	<i>Spares No.</i>	<i>Description</i>	<i>Per Set</i>
L T		68-3270	Clutch complete.	1
L T	1	76-4116	Screw — inspection cover (2B.A. $\times \frac{7}{16}$ ")	4
L T	2	70-9114	Cover — timing inspection	1
L T	3	68-0841	Ignition timing pointer	1
L T	4	70-9816	Plug — primary cover	2
L T	5	70-8782	"O" ring — primary cover plug	2
L T	6	21-1854	Screw — primary cover ($\frac{1}{4}$ " UN.C. $\times 1\frac{7}{16}$ ")	6
L T	7	71-1065	Washer — oil level and drain screw	2
L T	8	14-7804	Screw — oil level and drain	2
L T	9	68-0376	Spacer tube — tensioner pivot	1
L T	10	70-8310	Tensioner — primary chain	1
L T	11	68-0249	Insert — tensioner screw	1
L T	12	70-7793	Adjuster screw — chain tensioner	1
L T	13	68-0861	Washer — tensioner screw oil seal	1
L T	14	68-0237	Locknut — tensioner adjuster ($\frac{7}{16}$ " B.S.F.)	1
L T	15	57-4424	Cap nut — adjuster screw ($\frac{7}{16}$ " B.S.F.)	1
L T	16	57-2526	Nut — clutch spring ($\frac{1}{4}$ " B.S.F.)	3
L T	17	68-3321	Clutch spring	3
L T	18	68-3287	Cup — clutch spring	3
L T	19	68-3308	Screw — clutch adjuster	1
L T	20	14-0403	Locknut — adjuster screw ($\frac{3}{8}$ " UN.F.)	1
L T	21	68-3305	Pressure plate	1
L T	22	68-3320	Nut — clutch retaining	1
L T	23	68-3169	Spacer — clutch retaining nut	1
L T	24	42-3192	Driving plate	6
L T	25	57-1363	Driven plate	6
L T	26	57-4435	Cush drive assembly	1
L T	27	68-3283	Plate — cush drive retaining	1
L T	28	68-3281	Rubber — cush drive	3
L T	29	68-3282	Rubber — rebound, cush drive	3



CLUTCH — PRIMARY COVER

<i>Model</i>	<i>Key No.</i>	<i>Spares No.</i>	<i>Description</i>	<i>Per Set</i>
L T	30	57-1719	Clutch centre	1
L T	31	21-2157	Bolt — cush drive, inner to outer plate	3
L T	32	42-3189	Pin — clutch spring ($\frac{1}{4}$ " B.S.C. \times $1\frac{3}{8}$ ")	3
L T	33	57-2773	Clutch sprocket (58 teeth)	1
L T	34	68-3218	Key — sleeve to sprocket	2
L T	35	42-3206	Roller — clutch sprocket	20
L T	36	57-3929	Clutch hub	1
L T	37	57-3931	Thrust washer — clutch sleeve	1
L T	38	19-8639	Primary chain ($\frac{3}{8}$ " Triplex, 80 pitches)	1
L T	39	68-0360	Cover plate — rear crankcase	1
L T	40	97-3894	Screw — cover plate (2B.A. \times 21/64")	2
L T	41	29-3319	Lockwasher — cover plate screw ($\cdot 200$ " \times $\cdot 400$ " \times $\cdot 021$ ")	3
L T	42	40-3044	Bolt — cover plate, top	1
L T	43	68-3280	Plate — cush drive retaining, inner	1
L T	44	57-2538	Spider — cush drive	1
L T	45	70-9217	Bolt — rear chain oiler ($\frac{1}{4}$ " UN.C. \times $1\frac{3}{8}$ ")	1
L T	46	66-7518	Fibre washer — rear chain oiler	1
L T	47	40-0375	Rubber pipe — rear chain oiler	1
L T	48	68-0383	Oiler — rear chain	1
L T	49	68-0375	Pivot — chain tensioner	1
L T	50	15-0804	Washer — tensioner pivot	1
L T	51	71-1432	Gasket — primary cover	1
L T	52	66-3074	Dowel — primary cover locating	1
L T	53	21-1951	Screw — primary cover	1
L T	54	71-1044	Primary cover complete	1
L T	55	14-6611	Screw — primary cover ($\frac{1}{4}$ " UN.C. \times $1\frac{3}{8}$ ")	4
L T	56	71-1420	Gasket — inspection cover	1

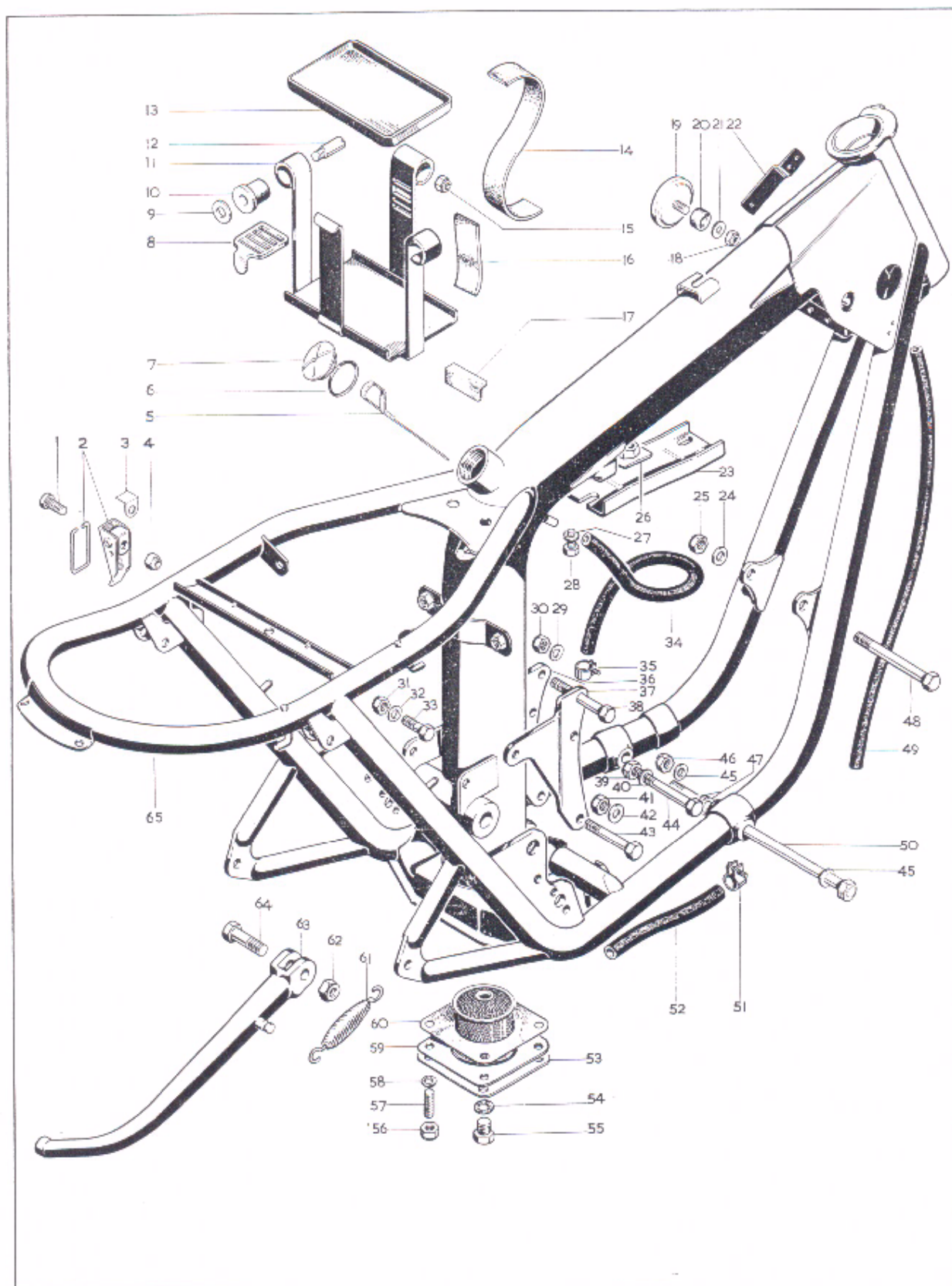


Plate 10

FRAME — BATTERY CARRIER — ENGINE SHIELD

<i>Model</i>	<i>Key No.</i>	<i>Spares No.</i>	<i>Description</i>	<i>Per Set</i>
L T	1	14-0604	Screw — seat catch fixing ($\frac{1}{4}$ " UN.F. $\times \frac{1}{2}$ ")	1
L T	2	83-3061	Catch assembly — twinseat	1
L T	3	83-2597	Spring — seat catch	1
L T	4	14-1301	Nut — seat catch fixing bolt ($\frac{1}{4}$ " UN.F.)	1
L T	5	83-3142	Dipstick	1
L T	6	60-3616	"O" ring — oil filler cap	1
L T	7	71-2744	Cap — oil filler	1
L T	8	83-3849	Buckle — battery retaining strap	1
L T	9	60-2329	Washer — battery carrier mounting	3
L T	10	40-8436	Rubber bush — battery carrier mounting	3
L T	11	83-2512	Battery carrier	1
L T	12	83-2508	Screw — shouldered, battery carrier mounting	3
L T	13	68-4597	Moulding — battery carrier	1
L T	14	82-9353	Strap — battery carrier	1
L T	15	14-1301	Nut — battery carrier fixing screw ($\frac{1}{4}$ " UN.F.)	1
L T	16	82-8255	Protective strip — battery carrier	2
L T	17	83-3295	Protective strip — moulded, battery carrier	1
L T	18	82-4717	Nut — reflector mounting	2
L T	19	19-1345	Reflector	1
L T	20	83-3522	Rubber bush — reflector mounting	2
L T	21	60-2391	Washer — reflector mounting ($\cdot 202" \times \cdot 391" \times \cdot 032"$)	2
L T	22	83-3764	Bracket — reflector mounting, front	2
L T	23	83-2844	Steady bracket — engine to frame	1
L T	24	60-2332	Washer — engine bolt, front ($\cdot 458" \times \cdot 875" \times \cdot 048"$)	1
L T	25	14-1304	Nut — engine bolt, front ($\frac{7}{16}$ " UN.F.)	1
L T	26	83-4086	Nut assembly — engine steady to frame	1
L T	27	60-2419	Spring washer — engine steady to frame bolt ($\cdot 406" \times \cdot 590" \times \cdot 092"$)	1
L T	28	14-0126	Bolt — engine steady to frame ($\frac{3}{8}$ " UN.F. $\times \frac{3}{4}$ ")	1
L T	29	60-2332	Washer — engine to engine plate bolt, top ($\cdot 458" \times \cdot 875" \times \cdot 048"$)	1
L T	30	14-1304	Nut — engine to engine plate bolt, top ($\frac{7}{16}$ " UN.F.)	1
L T	31	14-1303	Nut — engine plate bolt, rear ($\frac{3}{8}$ " UN.F.)	2
L T	32	60-2331	Washer — engine plate bolt, rear ($\cdot 395" \times \cdot 750" \times \cdot 048"$)	2
L T	33	14-0127	Bolt — engine plate, rear ($\frac{3}{8}$ " UN.F. $\times \frac{7}{8}$ ")	2
L T	34	71-2344	Pipe — oil return	1
L T	35	70-6848	Clamp — oil return pipe	2

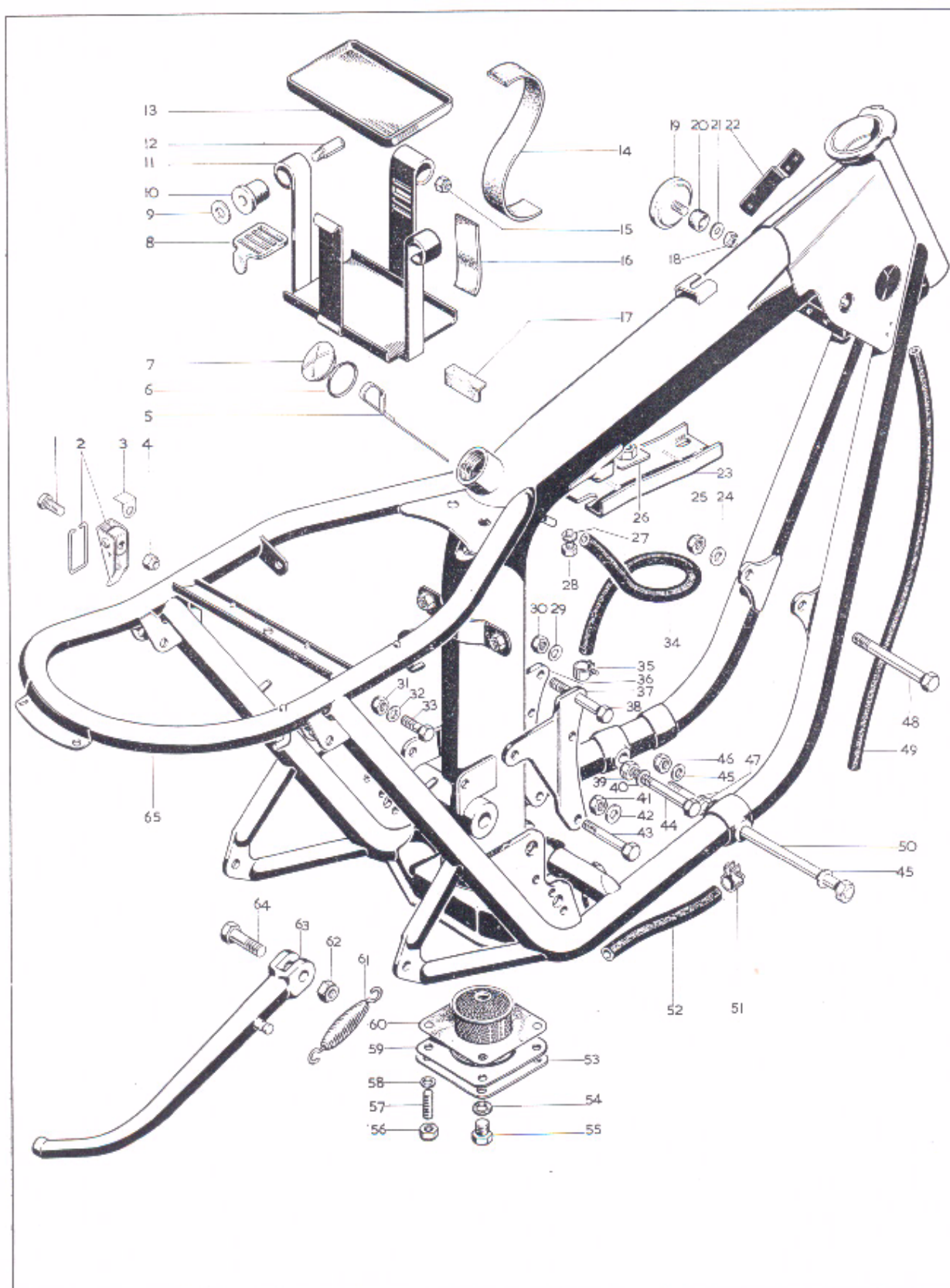


Plate 10—continued

FRAME — BATTERY CARRIER — ENGINE SHIELD

<i>Model</i>	<i>Key No.</i>	<i>Spares No.</i>	<i>Description</i>	<i>Per Set</i>
L T	36	83-2110	Engine plate — left	1
L T	37	83-2111	Engine plate — right	1
L T	38	14-0251	Bolt — engine plates, top ($\frac{7}{16}$ " UN.F. \times $2\frac{3}{4}$ ")	1
L T	39	14-1302	Locknut — engine plate, bottom ($\frac{5}{16}$ " UN.F.)	1
L T	40	60-2332	Washer — engine plate, bottom ($\cdot 458$ " \times $\cdot 875$ " \times $\cdot 048$ ")	1
L T	41	14-1303	Locknut — engine plate bolt, bottom ($\frac{3}{8}$ " UN.F.)	1
L T	42	60-2331	Washer — engine plate bolt, bottom ($\cdot 395$ " \times $\cdot 750$ " \times $\cdot 048$ ")	1
L T	43	14-0238	Bolt — engine plate to frame, bottom ($\frac{3}{8}$ " UN.F. \times $2\frac{3}{4}$ ")	1
L T	44	14-0224	Bolt — engine to plates, bottom ($\frac{5}{16}$ " UN.F. \times $2\frac{3}{4}$ ")	1
L T	45	60-2332	Washer — engine plates bolt, bottom ($\cdot 458$ " \times $\cdot 875$ " \times $\cdot 048$ ")	2
L T	46	14-1302	Locknut — engine plates bolt, bottom ($\frac{5}{16}$ " UN.F.)	1
L T	47	60-2331	Washer — engine to frame spacer, right ($\cdot 395$ " \times $\cdot 750$ " \times $\cdot 048$ ")	2
L T	48	21-2138	Bolt — engine fixing, front ($\frac{7}{16}$ " UN.F. \times $3\frac{7}{8}$ ")	1
L T	49	71-2348	Pipe — oil reservoir vent	1
L T	50	21-2114	Bolt — engine fixing, bottom	1
L T	51	68-8382	Clip — oil feed pipe	2
L T	52	71-2346	Pipe — oil feed	1
L T	53	83-3815	Sump plate assembly	1
L T	54	02-4553	Fibre washer — drain plug	1
L T	55	14-0113	Drain plug	1
L T	56	14-1302	Locknut — sump plate stud ($\frac{5}{16}$ " UN.F.)	4
L T	57	21-2109	Stud — sump plate fixing	4
L T	58	60-2330	Washer — sump plate stud ($\cdot 333$ " \times $\cdot 625$ " \times $\cdot 040$ ")	4
L T	59	83-3642	Oil filter	1
L T	60	83-2829	Gasket — oil filter complete	1
L T	61	82-8382	Spring — prop stand	1
L T	62	14-1303	Locknut — prop stand pivot bolt ($\frac{3}{8}$ " UN.F.)	1
L T	63	83-1560	Prop stand	1
L T	64	82-7021	Bolt — prop stand pivot	1
L T	65	83-2802	Frame complete	1

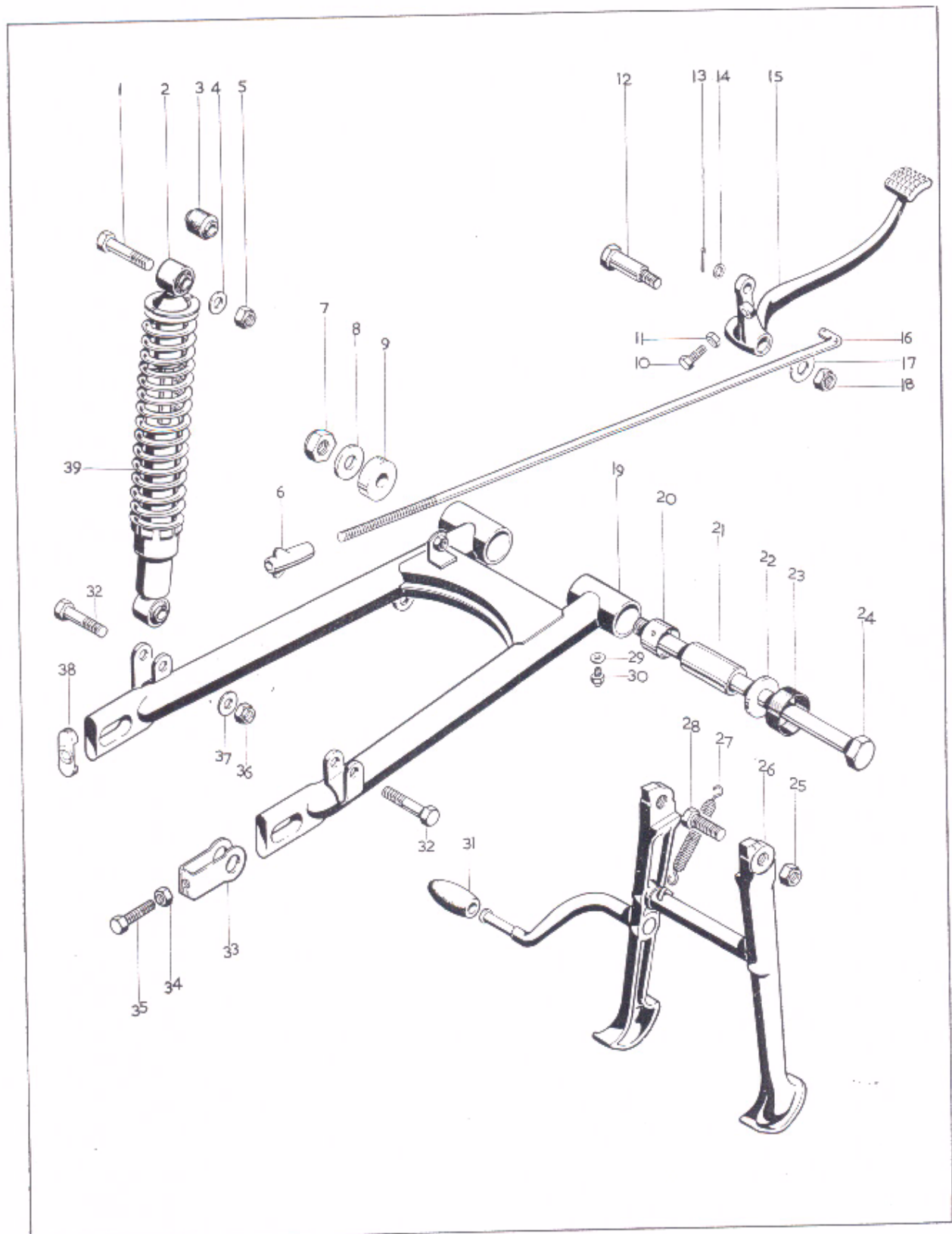


Plate 11

SWINGING ARM — CENTRE STAND — REAR BRAKE CONTROL

Model	Key No.	Spares No.	Description	Per Set
L T	1	14-0235	Bolt — suspension unit fixing, top ($\frac{3}{8}$ " UN.F. \times 2")	2
L T	2	19-7471	Suspension unit (Girling 64052497)	2
L T	3	19-7461	Bush — suspension unit (Girling 64533645)	4
L T	4	60-2331	Washer — suspension unit bolt ($\cdot 390$ " \times $\cdot 745$ " \times $\cdot 048$ ")	4
L T	5	14-1303	Locknut — suspension unit bolt, top and bottom ($\frac{3}{8}$ " UN.F.)	4
L T	6	82-7387	Nut — brake rod adjuster	1
L T	7	14-1307	Locknut — swinging arm pivot bolt ($\frac{5}{8}$ " UN.F.)	1
L T	8	68-0324	Washer — swinging arm pivot bolt	2
L T	9	83-2689	Distance piece — swinging arm pivot, left	1
L T	10	14-0103	Bolt — stop light adjustment ($\frac{1}{4}$ " UN.F. \times $\frac{3}{4}$ ")	1
L T	11	14-0301	Nut — stop light adjustment bolt ($\frac{1}{4}$ " UN.F.)	1
L T	12	21-2045	Pivot bolt — brake pedal	1
L T	13	60-2683	Split pin	1
L T	14	60-2393	Washer — brake rod ($\cdot 256$ " \times $\cdot 500$ " \times $\cdot 040$ ")	1
L T	15	83-2666	Brake pedal	1
L T	16	83-2860	Brake rod	1
L T	17	02-2138	Washer — brake pedal pivot bolt	1
L T	18	14-1303	Locknut — brake pedal pivot bolt ($\frac{3}{8}$ " UN.F.)	1
L T	19	83-2513	Swinging arm assembly	1
L T	20	83-2521	Bush — swinging arm pivot	4
L T	21	83-2691	Sleeve — swinging arm pivot	2
L T	22	83-2690	Distance piece — swinging arm pivot, right	1
L T	23	83-2692	Dust excluder — swinging arm pivot	4
L T	24	21-2087	Bolt — swinging arm pivot	1
L T	25	14-1304	Locknut — centre stand pivot bolt ($\frac{7}{16}$ " UN.F.)	2
L T	26	83-2627	Centre stand	1
L T	27	83-3793	Spring — centre stand	1
L T	28	21-2077	Bolt — centre stand pivot	2
L T	29	24-1088	Washer — grease nipple	2
L T	30	60-1841	Grease nipple — swinging arm	2
L T	31	57-2331	Rubber — centre stand extension arm	1
L T	32	14-0234	Bolt — suspension unit, bottom ($\frac{3}{8}$ " UN.F. \times $1\frac{3}{4}$ ")	2
L T	33	37-3742	Chain adjuster	2
L T	34	14-0301	Nut — chain adjuster bolt ($\frac{1}{4}$ " UN.F.)	2
L T	35	14-0107	Bolt — chain adjuster ($\frac{1}{4}$ " UN.F. \times $1\frac{1}{2}$ ")	2
L T	36	14-1303	Nut — suspension unit bolt, bottom ($\frac{3}{8}$ " UN.F.)	2
L T	37	60-2331	Washer — suspension unit bolt, top ($\cdot 390$ " \times $\cdot 745$ " \times $\cdot 048$ ")	2
L T	38	83-3082	Cover plate — swinging arm fork end	2
L T	39	19-7469	Spring — suspension unit (Girling 64545350)	2

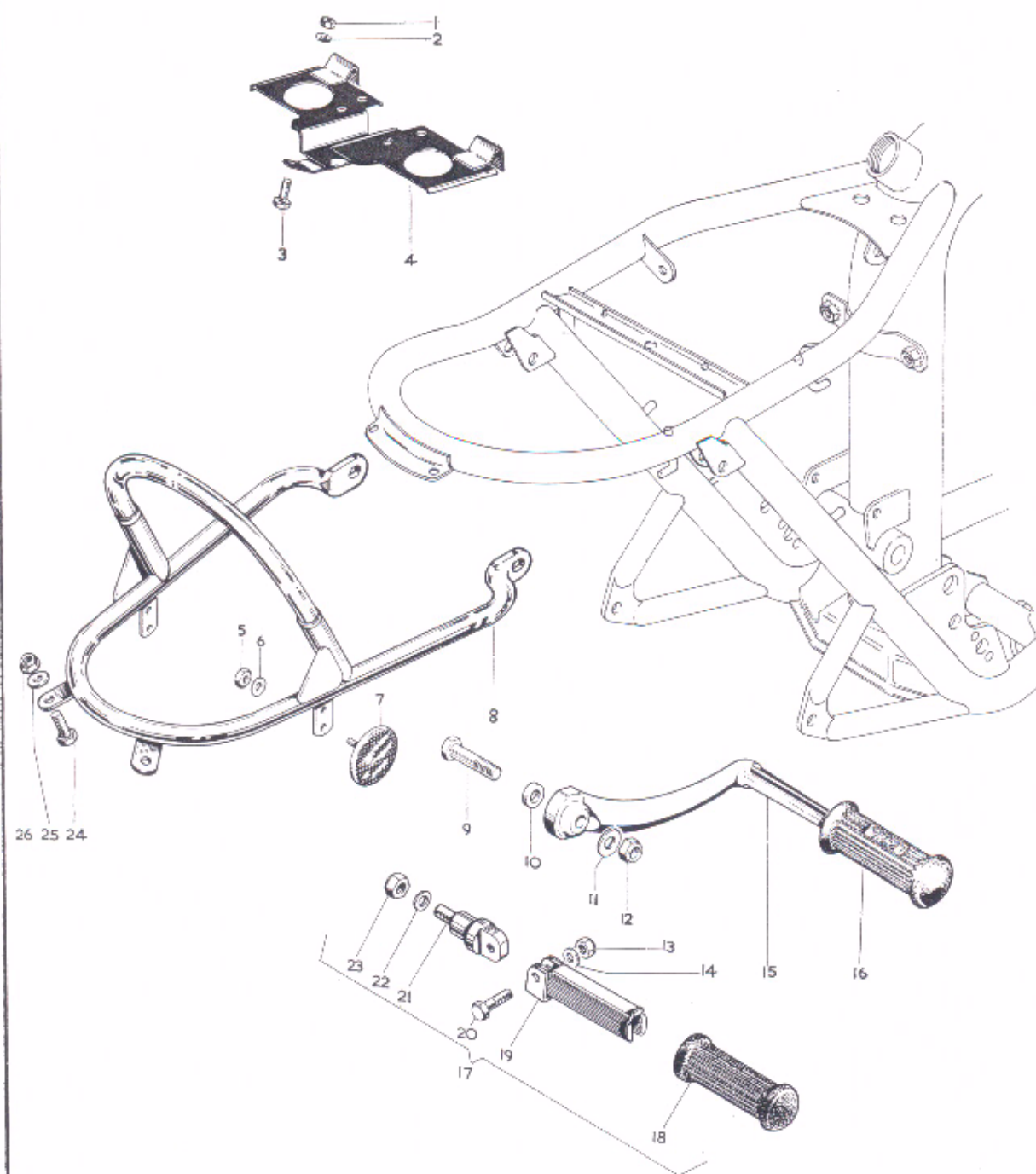
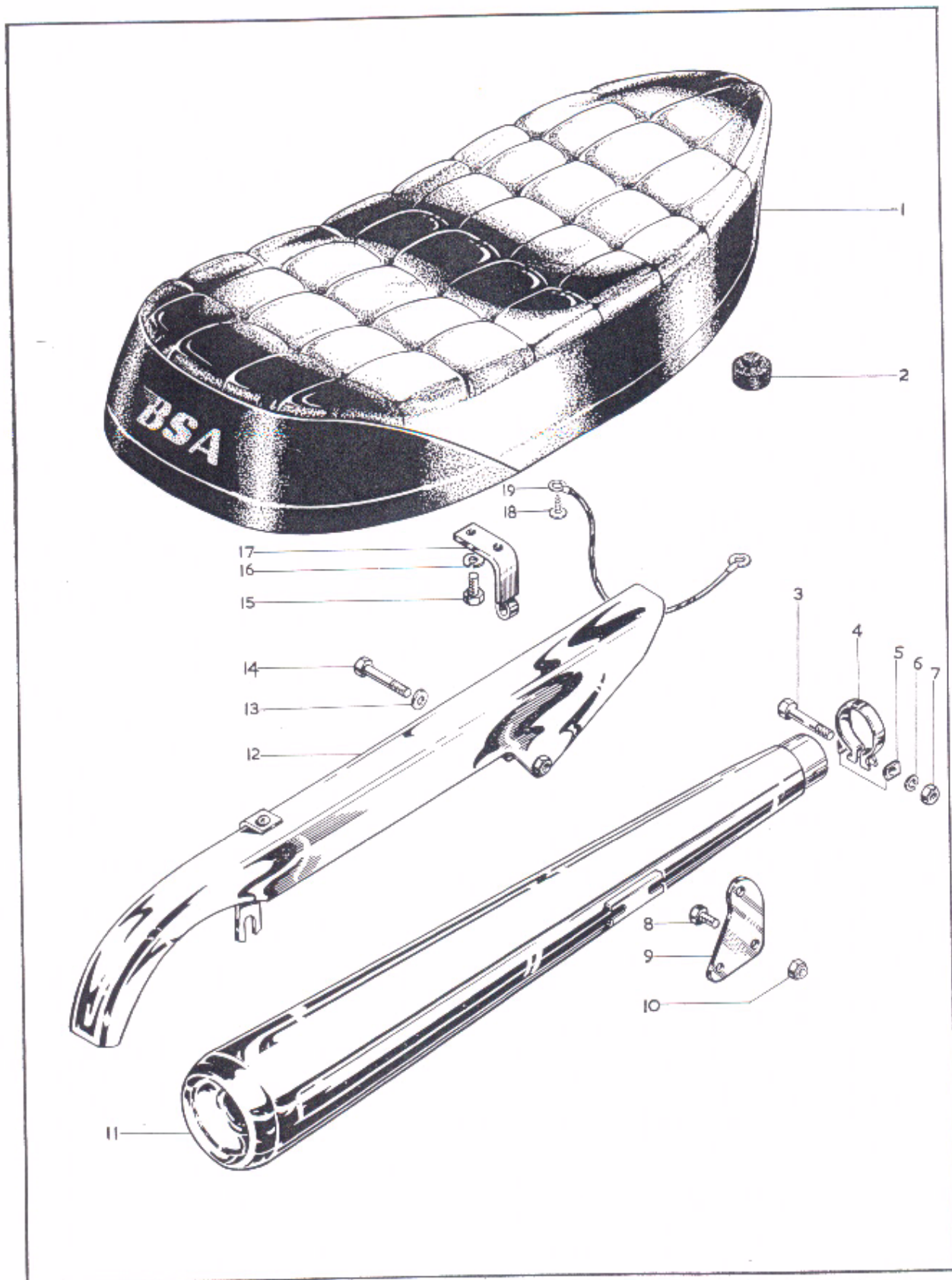


Plate 12

SUPPORT RAIL — FOOTRESTS — COIL PLATFORM

<i>Model</i>	<i>Key No.</i>	<i>Spare No.</i>	<i>Description</i>	<i>Per Set</i>
L T	1	14-1301	Locknut — platform to mudguard bolt	1
L T	2	60-2329	Washer — platform to mudguard bolt	1
L T	3	14-0101	Bolt — platform to mudguard ($\frac{1}{4}$ " UN.F. \times $\frac{1}{2}$ ")	1
L T	4	83-2571	Platform — ignition coil mounting	1
L T	5	82-4717	Nut — reflector fixing	2
L T	6	60-2391	Washer — reflector fixing (.200" \times .390" \times .032")	2
L T	7	60-3041	Reflector	2
L T	8	83-2768	Support rail and grab handle assembly	1
L T	9	14-0259	Bolt — footrest to frame ($\frac{1}{2}$ " UN.F. \times $1\frac{1}{4}$ ")	2
L T	10	83-3602	Collar — footrest to frame bolt	2
L T	11	60-2333	Washer — footrest to frame bolt	2
L T	12	14-1305	Locknut — footrest to frame bolt	2
L T	13	14-1302	Locknut — pillion footrest pivot bolt ($\frac{3}{16}$ " UN.F.)	2
L T	14	02-0861	Washer — pillion footrest pivot bolt	2
L T	15	83-2854	Footrest complete — front	2
L T	16	83-2651	Rubber — front footrest	2
L T	17	83-2841	Pillion footrest assembly	2
L T	18	29-7583	Rubber — pillion footrest	2
L T	19	68-4835	Pillion footrest	2
L T	20	14-0217	Bolt — pillion footrest pivot	2
L T	21	83-3207	Anchor bolt — pillion footrest	2
L T	22	53-0243	Washer — pillion footrest anchor bolt	2
L T	23	14-1302	Locknut — pillion footrest anchor bolt ($\frac{3}{8}$ " UN.F.)	2
L T	24	14-0101	Bolt — mudguard to support rail ($\frac{1}{4}$ " UN.F. \times $\frac{1}{2}$ ")	2
L T	25	60-2329	Washer — mudguard to support rail (.270" \times .560" \times .036")	2
L T	26	14-1301	Locknut — mudguard to support rail ($\frac{1}{4}$ " UN.F.)	2



TWINSEAT — CHAINGUARD — SILENCER

Model	Key No.	Spares No.	Description	Per Set
L T	1	83-3633	Twinseat	1
L T	1	19-6063	Cover only — twinseat	1
L T	2	40-8046	Rubber buffer — twinseat	5
L T	3	14-0219	Bolt — silencer clamp ($\frac{5}{16}$ " UN.F. \times $1\frac{1}{2}$ ")	2
L T	4	75-2725	Clamp — silencer to exhaust pipe	2
L T	5	75-2719	"D" washer — silencer clamp	4
L T	6	54-8003	Spring washer — silencer clamp bolt	2
L T	7	21-1908	Nut — silencer clamp bolt ($\frac{5}{16}$ " UN.F.)	2
L T	8	14-0101	Bolt — bracket to silencer ($\frac{1}{4}$ " UN.F. \times $\frac{1}{2}$ ")	4
L T	9	71-2283	Bracket — silencer to frame	2
L T	10	14-1301	Nut — bracket to silencer bolt ($\frac{1}{4}$ " UN.F.)	4
L T	11	71-2382	Silencer	1
L T	11	71-1710*	Silencer	1
L T	12	83-2640	Chainguard	1
L T	13	60-2347	Washer — chainguard fixing bolt, front	1
L T	14	14-0206	Bolt — chainguard fixing, front ($\frac{1}{4}$ " UN.F. \times $1\frac{3}{4}$ ")	1
L T	15	14-0101	Bolt — hinge to twinseat ($\frac{1}{4}$ " UN.F. \times $\frac{1}{2}$ ")	4
L T	16	60-2417	Spring washer	4
L T	17	83-2867	Hinge — twinseat	2
L T	18	60-2381	Screw — self-tapping	2
L T	19	60-2087	Checkwire — twinseat	1

*Home and general export.

For colour finish code refer to page 3.

Plate 14

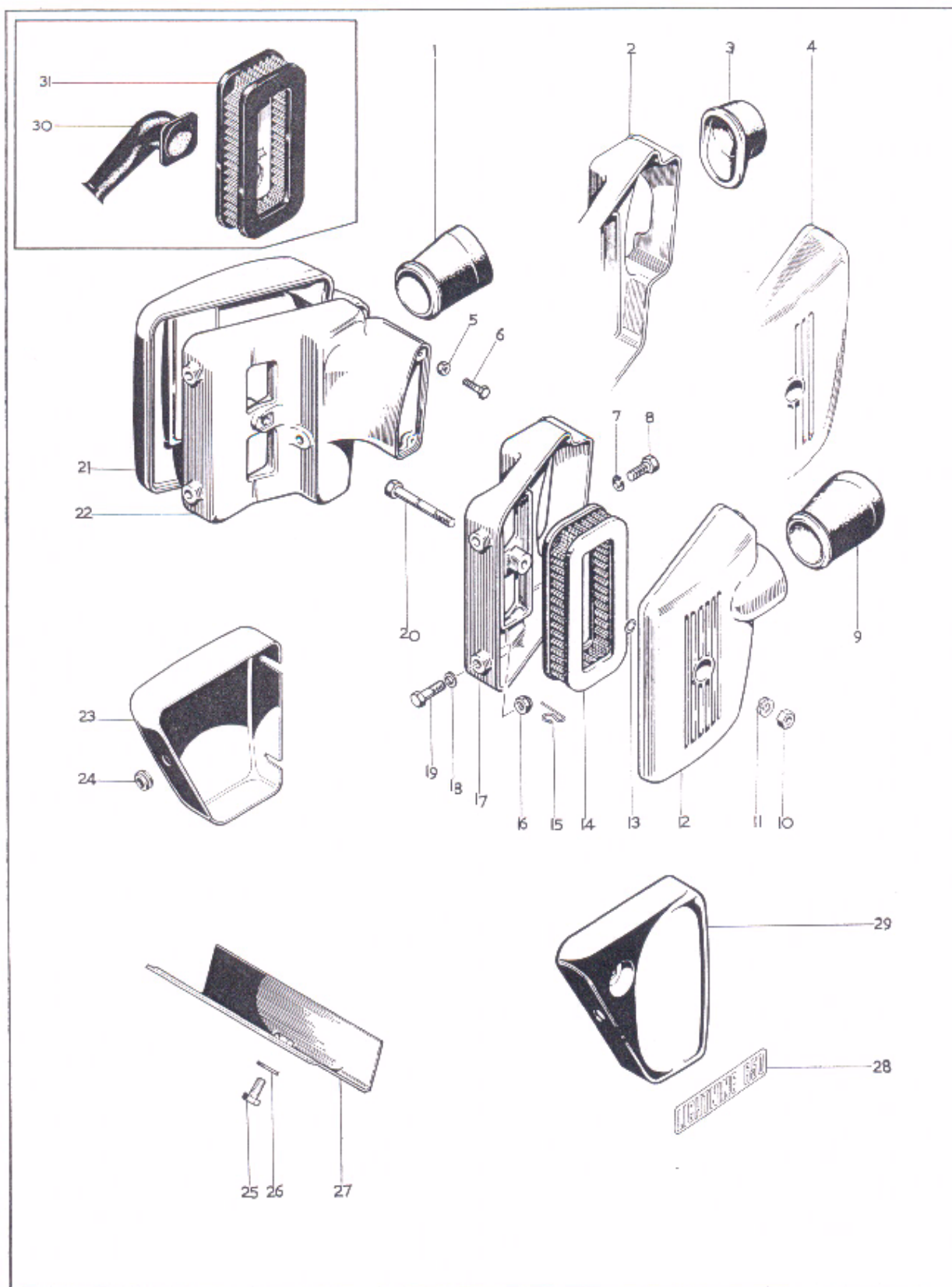


Plate 14

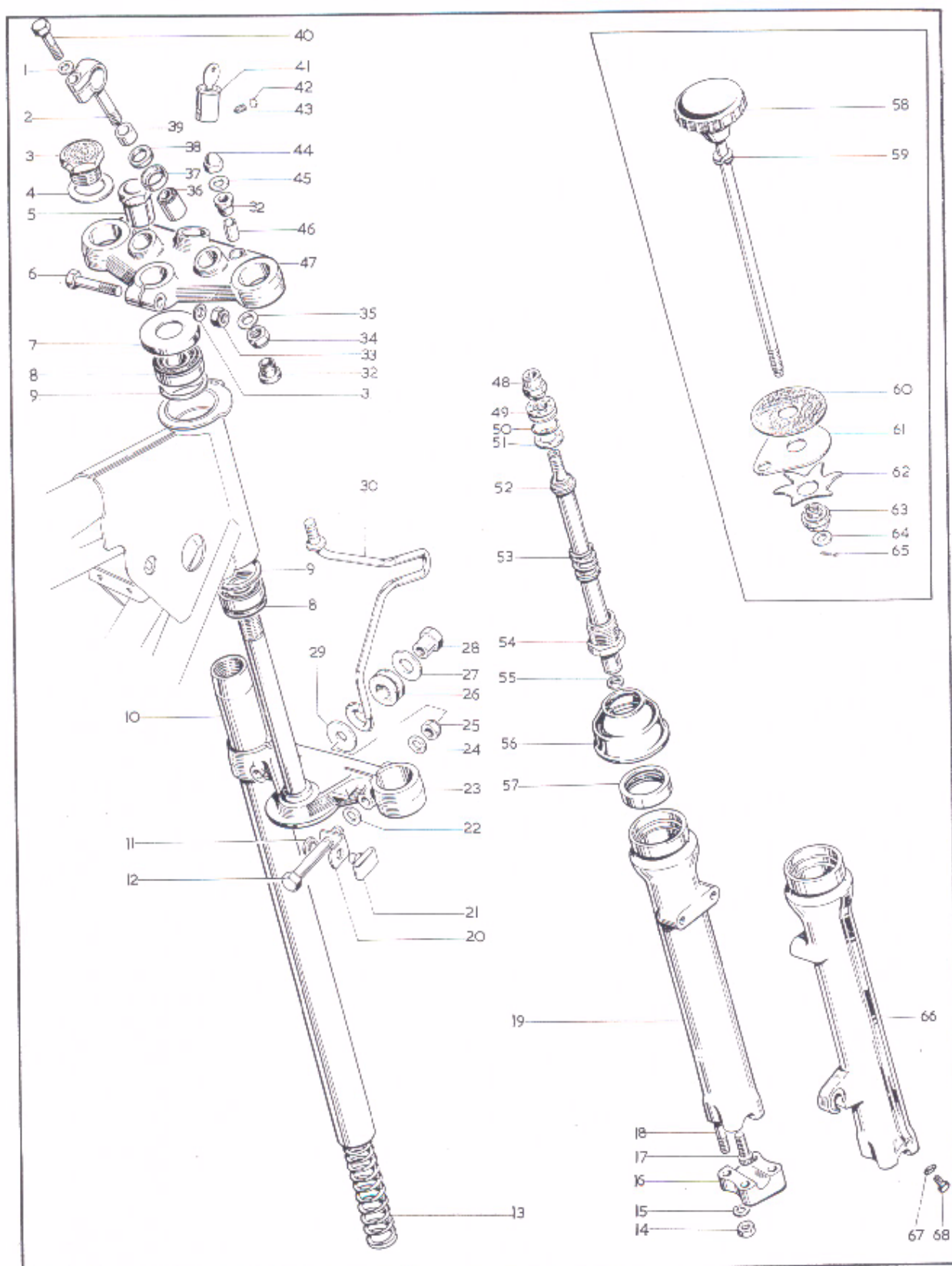
SIDECOVERS — AIR FILTER

Model	Key No.	Spares No.	Description	Per Set
L	1	83-2623	Connector hose — carburetter, left	1
T	2	83-2797	Body — air filter, right	1
T	2	83-2798	Body — air filter, left	1
T	3	83-2625	Connector hose — carburetter	1
T	4	83-4012	Cover — air filter, right	1
T	4	83-4013	Cover — air filter, left	1
L T	5	54-9224	Nut — air filter body screw	2
L T	6	60-3539	Screw — air filter body fixing	2
L T	7	60-2418	Spring washer — air filter body bolt ($\cdot 343'' \times \cdot 503'' \times \cdot 080''$) ..	2
L T	8	14-0217	Bolt — air filter body to frame ($\frac{5}{16}''$ UN.F. $\times 1\frac{1}{4}''$)	2
L	9	83-2624	Connector hose — carburetter, right	1
L T	10	14-0302	Nut — air filter cover bolt ($\frac{5}{16}''$ UN.F.)	2
L T	11	60-2438	Spring washer — air filter cover bolt ($\cdot 344'' \times \cdot 576'' \times \cdot 048''$) ..	2
L	12	83-4015	Cover — air filter, right	1
L T	13	83-2799	Cirelip — air filter cover bolt retainer	2
L T	14	60-3072	Element — air filter	2
L T	15	83-3417	Spring clip — air filter	4
L T	16	14-1301	Nut — sidecover to air filter body ($\frac{1}{4}''$ UN.F.)	4
L	17	83-2750	Air filter body — right	1
L T	18	60-2329	Washer — sidecover fixing bolt ($\cdot 328'' \times \cdot 620'' \times \cdot 040''$) ..	4
L T	19	14-0201	Bolt — sidecover ($\frac{5}{16}''$ UN.F. $\times 1''$)	4
L	20	14-0221	Bolt — air filter cover fixing ($\frac{5}{16}''$ UN.F. $\times 2''$)	2
L	21	83-4014	Cover — air filter, left	1
L	22	83-2749	Body — air filter, left	1
L T	23	83-4010	Sidecover — left	1
L T	24	68-8367	Grommet — sidecovers	2
L T	25	14-0101	Bolt — tool tray fixing ($\frac{1}{4}''$ UN.F. $\times \frac{1}{2}''$)	1
L T	26	60-2329	Washer — tool tray fixing bolt ($\cdot 270'' \times \cdot 562'' \times \cdot 036''$) ..	1
L T	27	83-3292	Tool tray	1
L	28	60-3729	Transfer — sidecover	2
T	28	60-3730	Transfer — sidecover	2
L T	29	83-4011	Sidecover — right	1
L T	30	83-3781*	Rubber tube — air intake filter element	1
L T	31	60-3618*	Element — air filter	1

For colour finish codes refer to page 3.

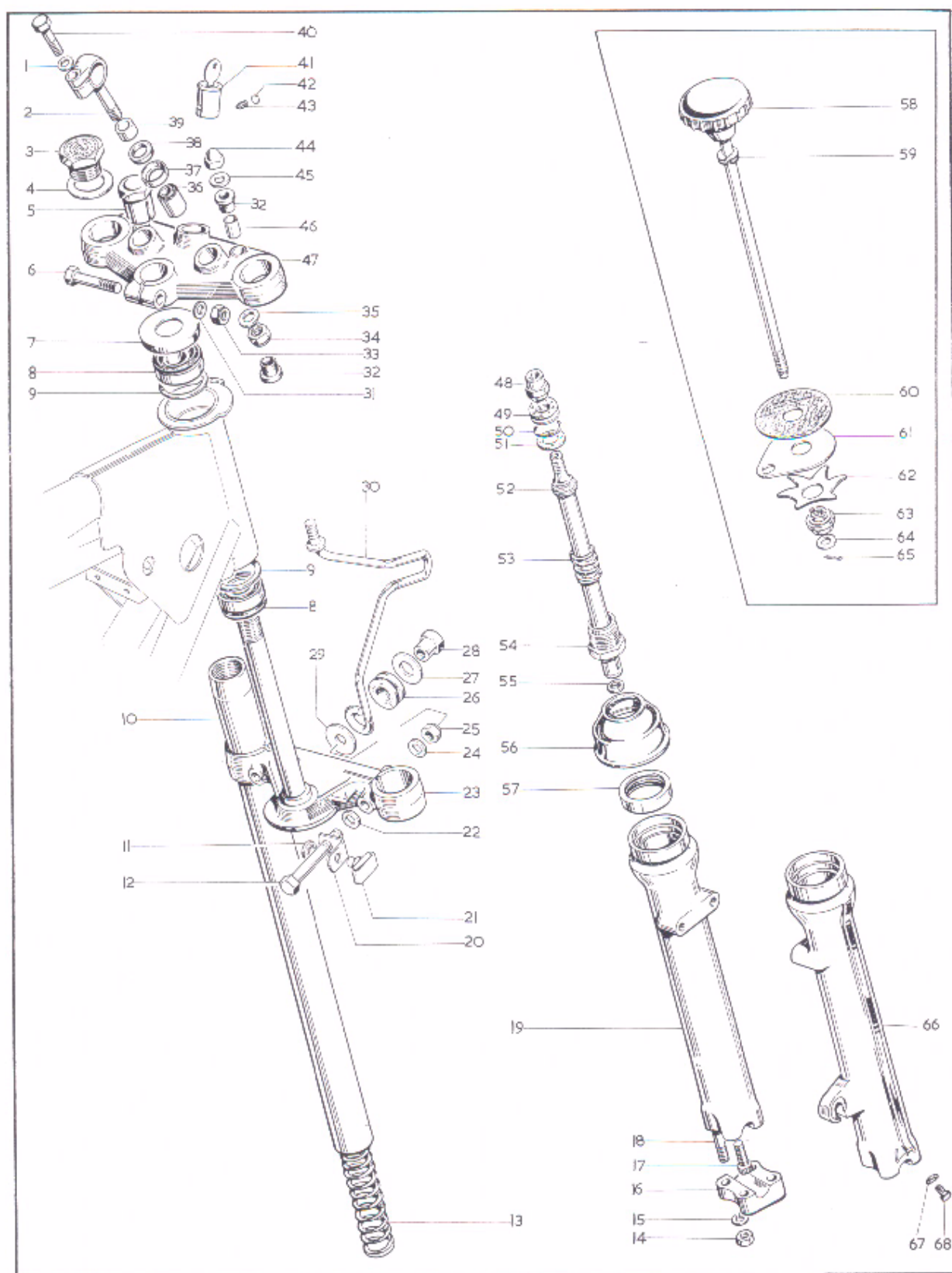
*Home and General Export

Plate 15



FRONT FORK

Model	Key No.	Spares No.	Description	Per Set
L T		97-4338	Front fork complete	1
L T	1	82-1335	Washer — handlebar clamp	2
L T	2	97-2291	Clamp — handlebar fixing	2
L T	3	97-4258	Nut — stanchion, top	2
L T	4	97-4166	Washer — stanchion, top	2
L T	5	97-4317	Nut — steering stem	2
L T	5	97-4318	Nut — steering stem (when steering damper is fitted)	2
L T	6	14-0234	Pinch bolt — top yoke	1
L T	7	97-4028	Dust excluder	1
L T	8	97-4031	Taper roller bearing	2
L T	9	83-2007	Abutment ring — bearing	2
L T	10	97-4007	Stanchion	2
L T	11	82-8245	Lockwasher — brake cable retainer	1
L T	12	14-0237	Pinch bolt — bottom yoke	2
L T	13	97-4011	Fork spring	2
L T	14	14-0302	Nut — fork end cap ($\frac{5}{16}$ " UN.F.)	8
L T	15	60-2428	Washer — fork end cap ($\cdot 333" \times \cdot 625" \times \cdot 072"$)	8
L T	16	97-3947	Cap — fork end	2
L T	17	14-1019	Screw — damper tube retaining	2
L T	18	21-2102	Stud — fork end	8
L T	19	97-4033	Outer member complete — left	1
L T	20	97-3682	Bracket — brake cable retainer	1
L T	21	97-2270	Retainer — brake	1
L T	22	02-2138	Washer — bottom yoke pinch bolt ($\cdot 380" \times \cdot 750" \times \cdot 064"$)	2
L T	23	97-4315	Bottom yoke	1
L T	24	02-2138	Washer — bottom yoke pinch bolt ($\cdot 380" \times \cdot 750" \times \cdot 064"$)	2
L T	25	14-1303	Locknut — bottom yoke pinch bolt ($\frac{3}{8}$ " UN.F.)	2
L T	26	60-2630	Grommet — headlamp bracket mounting, lower	2
L T	27	60-2333	Washer — headlamp bracket mounting ($\cdot 515" \times \cdot 995" \times \cdot 056"$)	1
L T	28	21-2062	Sleeve nut — headlamp bracket mounting, lower	1
L T	29	82-9046	Washer — headlamp bracket fixing, lower	2
L T	30	97-4060	Bracket — headlamp mounting, right	1
L T	30	97-4058	Bracket — headlamp mounting, left	1
L T	31	02-2138	Washer — top yoke pinch bolt ($\cdot 380" \times \cdot 750" \times \cdot 064"$)	1
L T	32	83-2209	Rubber bush — headlamp mounting bracket, upper	2
L T	33	14-1303	Nut — top yoke pinch bolt ($\frac{3}{8}$ " UN.F.)	1
L T	34	14-1303	Nut — handlebar clamp mounting ($\frac{3}{8}$ " UN.F.)	2
L T	35	97-1529	Washer — handlebar clamp mounting	2
L T	36	97-1527	Bush — handlebar clamp mounting	2
L T	37	97-2221	Cup — handlebar clamp mounting	2



FRONT FORK

Model	Key No.	Spares No.	Description	Per Set
L T	38	97-1580	Rubber washer — handlebar clamp mounting	2
L T	39	97-1581	Distance piece — handlebar clamp mounting	2
L T	40	21-0589	Bolt — handlebar clamp	2
L T	41	68-5050	Steering lock and key	1
L T	41	60-3495*	Steering lock and key	1
L T	41	60-3496*	Steering lock housing	1
L T	41	60-3498*	Woodruff key — steering lock	1
L T	41	60-3497*	Conical spring	1
L T	42	97-2266	Sealing washer — steering lock grub-screw	1
L T	43	21-0578	Grub-screw — steering lock	1
L T	44	21-1809	Nut — headlamp mounting bracket, top	2
L T	45	60-2338	Washer — headlamp mounting bracket, top ($\cdot 270'' \times \cdot 625'' \times \cdot 056''$)	2
L T	46	83-2211	Spacer — headlamp mounting bracket, top	2
L T	47	97-4084	Top yoke complete — with steering lock	1
L T	47	97-4207*	Top yoke complete — with steering lock	1
L T	48	97-4012	Nut — damper valve	2
L T	49	97-4020	Valve — damper	2
L T	50	97-4003	“O” ring — damper valve	2
L T	51	97-4010	Washer — damper	2
L T	52	97-3996	Damper tube complete	2
L T	53	97-4009	Recoil spring	2
L T	54	97-4076	Stanchion end plug	2
L T	55	97-4004	Sealing washer — damper tube, lower	2
L T	56	97-4002	Scraper sleeve — outer member	2
L T	57	97-4001	Oil seal — outer member	2
L T	58	97-3875	Steering damper rod complete	1
L T	59	60-2438	Spring washer — damper rod ($\cdot 344'' \times \cdot 576'' \times \cdot 048''$)	1
L T	60	97-0435	Friction washer — steering damper	1
L T	61	97-1797	Anchor plate — steering damper	1
L T	62	97-0095	Spring plate — steering damper	1
L T	63	97-4102	Nut — steering damper rod	1
L T	64	60-2329	Washer — steering damper ($\cdot 265'' \times \cdot 557'' \times \cdot 036''$)..	1
L T	65	97-2720	Split pin ($\frac{3}{32}'' \times \frac{1}{2}''$)	1
L T	66	97-4085	Outer member — right	1
L T	67	97-3893	Washer — drain plug	2
L T	68	97-3894	Drain plug — outer member	2

*Germany and Finland only, not illustrated.

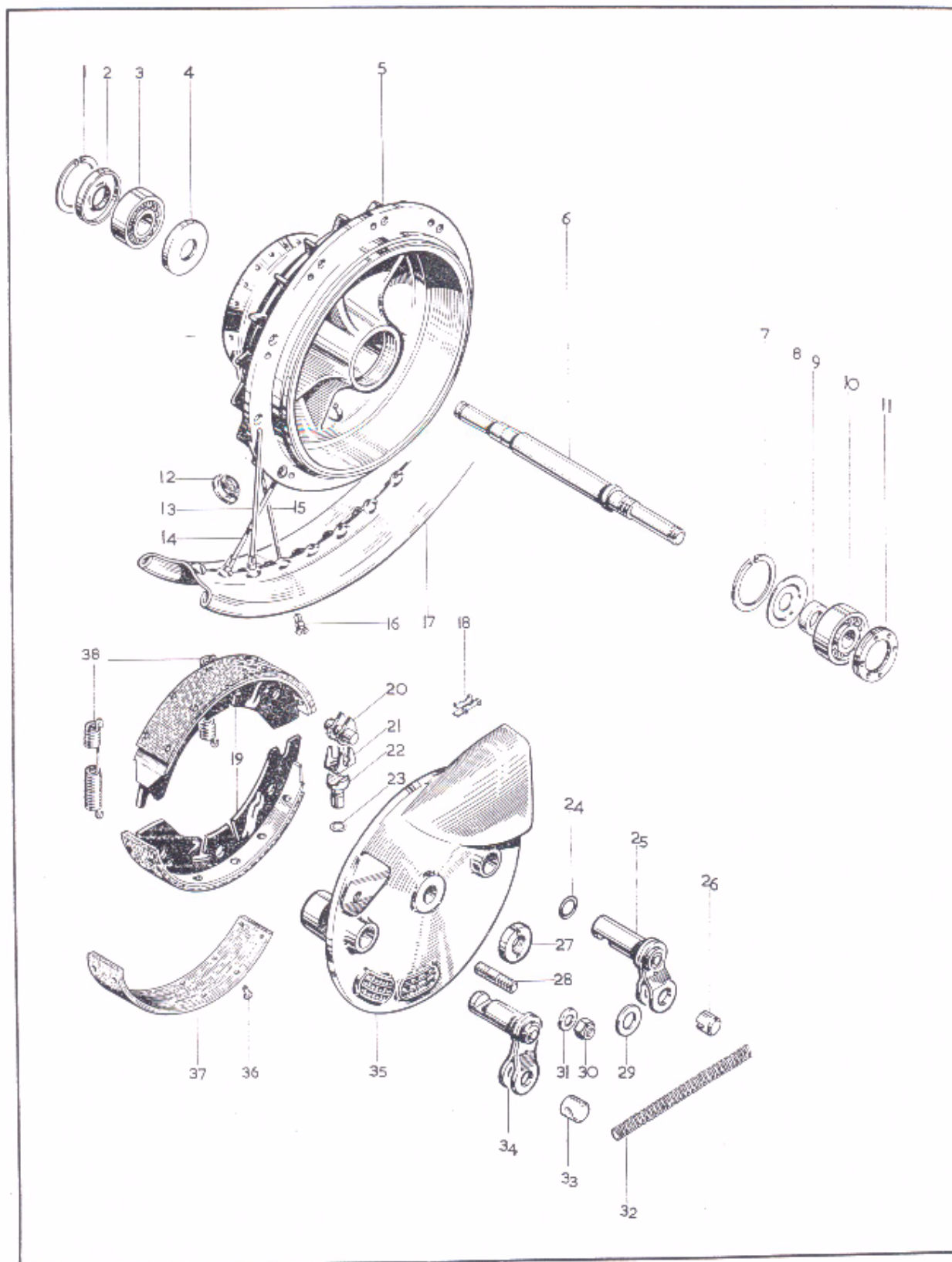


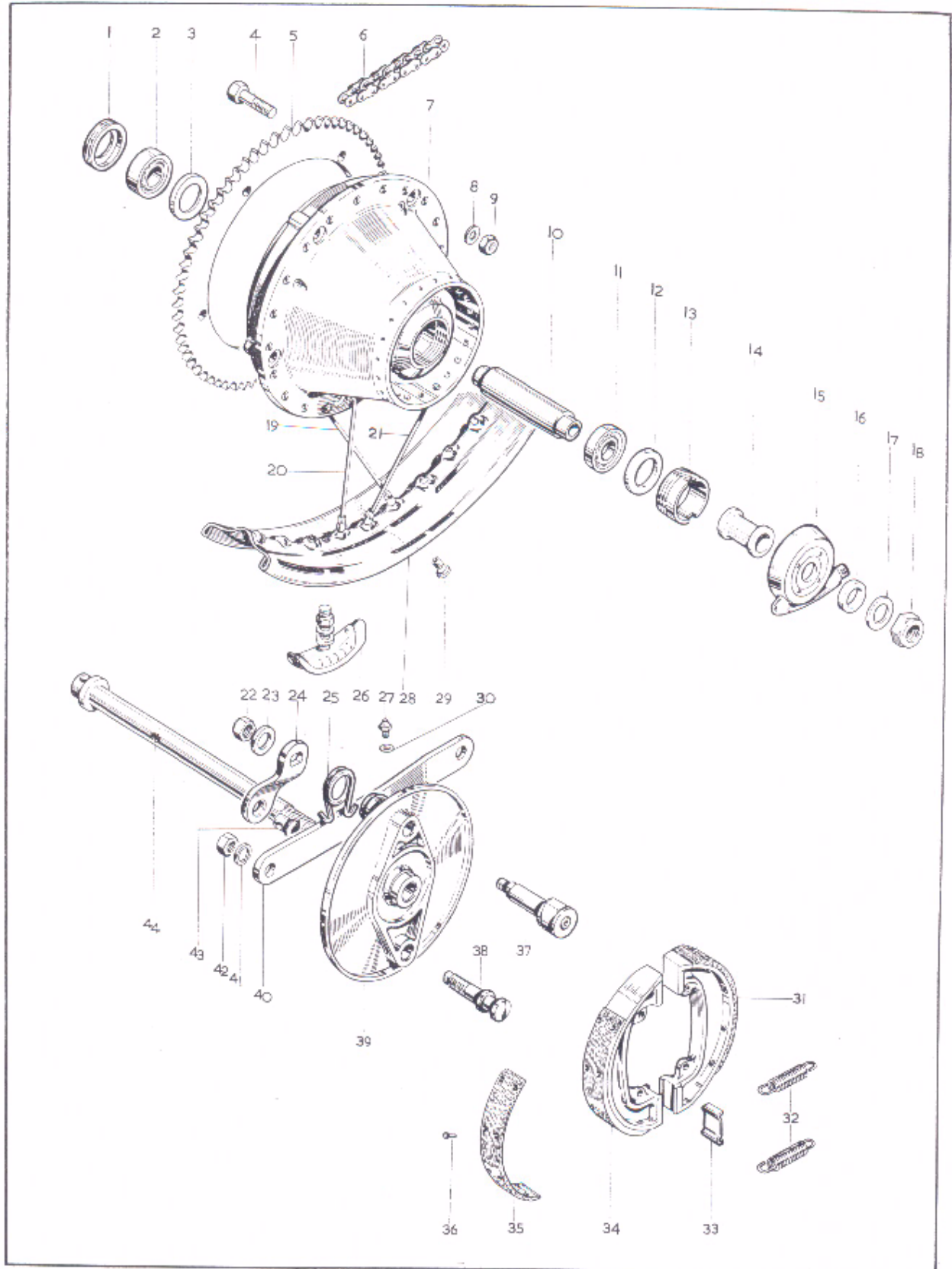
Plate 16

FRONT WHEEL

Model	Plate Ref.	Spares No.	Description	Per Set
L T		37-3847*	Front wheel complete	1
L T	1	57-0280	Circlip — grease retainer, left	1
L T	2	37-1237	Grease retainer — outer, left	1
L T	3	37-0653	Bearing (Hoffmann 120)	1
L T	4	37-1481	Grease retainer — inner, left	1
L T	5	37-3848	Hub with spindle and bearings	1
L T	6	37-3796	Spindle	1
L T	7	60-2632	Circlip — grease retainer, right	1
L T	8	37-3797	Grease retainer — right	1
L T	9	37-3932	Distance piece — inner side of right bearing	1
L T	10	37-0653	Bearing (Hoffmann 120)	1
L T	11	37-3759	Locking ring	1
L T	12	60-3669	Grommet — brake drum	1
L T	13	37-3819	Spoke — right, outer	10
L T	14	37-3820	Spoke — right, inner	10
L T	15	37-3821	Spoke — left	20
L T	16	27-6813	Spoke nipple	40
L T	17	37-3818	Wheel rim (WM2 × 19)	1
L T	18	19-7743	Abutment — Micram adjuster (Lockheed 25241)	1
L T	19	19-7744	Brake shoe (Lockheed 4523-166)	2
L T	20	19-7742	Micram adjuster (Lockheed 3135-514)	2
L T	21	19-7741	Cage — brake adjuster (Lockheed 25253)	2
L T	22	37-3762	Tappet — brake cam	2
L T	23	37-3761	“O” ring — brake tappet	2
L T	24	60-2639	“O” ring — brake cam	2
L T	25	37-3913	Brake lever — front	1
L T	26	37-3997	Bush — front brake cable nipple	1
L T	27	37-2058	Locking nut — wheel spindle	1
L T	28	14-1635	Stud — anchor plate to fork ($\frac{3}{8}$ " UN.C./UN.F. × 1 $\frac{3}{4}$ ")	1
L T	29	67-0645	Washer — cable bush and abutment	2
L T	30	14-1803	Locknut — anchor plate stud ($\frac{3}{8}$ " UN.F.)	1
L T	31	37-2338	Washer — anchor plate stud	1
L T	32	37-4014	Spring — front brake lever	1
L T	33	37-3996	Abutment bush — front brake cable	1
L T	34	37-3914	Brake lever — rear	1
L T	35	37-3655	Brake anchor plate	1
L T	36	19-7467	Rivet — brake shoe	20
L T	37	19-7466	Lining — brake shoe	2
L T	38	19-7745	Spring — brake shoe	2

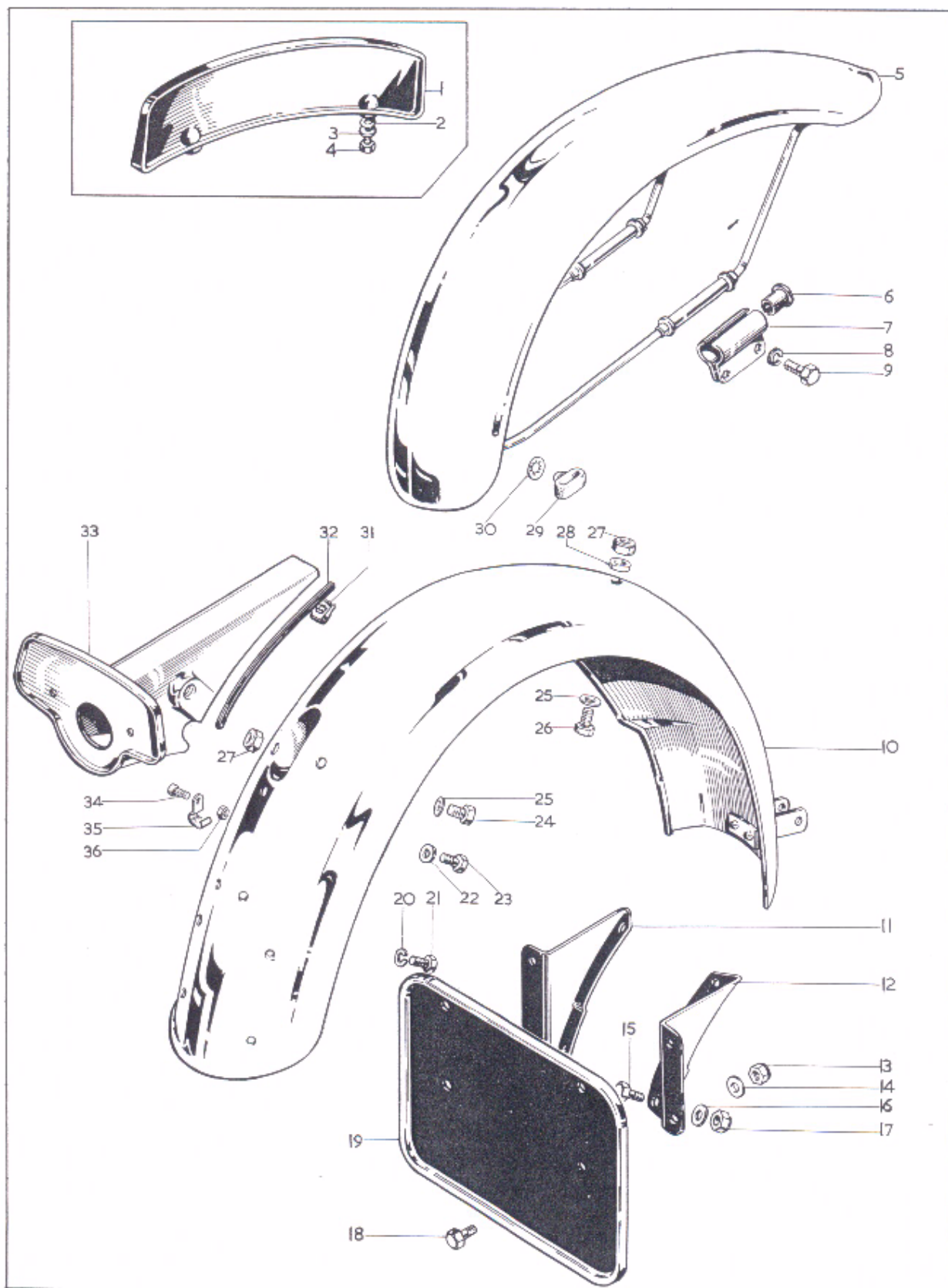
*For assemblies see page 5.

For colour finish code refer to page 3.



REAR WHEEL

Model	Key No.	Spares No.	Description	Per Set
L T		37-3849	Rear wheel less brake and tyre	1
L T	1	37-3752	Locking ring — left	1
L T	2	37-0653	Bearing — left (Hoffmann 120)	1
L T	3	37-3749	Support ring — left	1
L T	4	14-0207	Bolt — sprocket to hub ($\frac{1}{4}$ " UN.F. \times 2")	5
L T	5	37-3747	Sprocket — rear wheel (47 teeth)	1
L T	6	19-8700	Chain — rear ($\frac{3}{8}$ " \times $\frac{3}{8}$ " \times 110 pitches)	1
L T	7	37-3985	Hub with spindle and bearings	1
L T	8	60-2320	Washer — sprocket to hub (\cdot 270" \times \cdot 562" \times \cdot 056")	5
L T	9	14-1301	Nut — sprocket to hub ($\frac{1}{4}$ " UN.F.)	5
L T	10	37-3753	Spacer — bearings	1
L T	11	37-0653	Bearing — left (Hoffmann 120)	1
L T	12	37-1654	Grease retainer — right	1
L T	13	37-3751	Ring — speedometer drive	1
L T	14	37-3750	Distance piece — speedometer drive, inner	1
L T	15	19-9225	Speedometer drive gearbox (1:25/1)	1
L T	16	37-3746	Distance piece — speedometer drive, outer	1
L T	17	83-2266	Washer — rear wheel spindle	1
L T	18	14-1307	Nut — rear wheel spindle ($\frac{3}{8}$ " UN.F.)	1
L T	19	37-3725	Spoke — left, outer	10
L T	20	37-3724	Spoke — left, inner	10
L T	21	37-3726	Spoke — right	20
L T	22	14-1303	Nut — brake lever ($\frac{3}{8}$ " UN.F.)	1
L T	23	60-2331	Washer — brake lever (\cdot 390" \times \cdot 745" \times \cdot 048")	1
L T	24	37-4034	Brake lever	1
L T	25	37-4049	Spring — brake lever return	1
L T	26	37-3468	Security bolt	2
L T	27	60-1841	Nipple — brake cam lubricating	1
L T	28	37-3784	Rim (WM3 \times 18)	1
L T	29	27-6813	Spoke nipple	40
L T	30	24-1088	Fibre washer	1
L T	31	37-3926	Brake shoe complete — trailing	1
L T	32	65-5904	Spring — brake shoe	2
L T	33	37-4071	Pivot pad — brake shoe	2
L T	34	37-3925	Brake shoe complete — leading	1
L T	35	19-7740	Lining — brake shoe	2
L T	36	42-5840	Rivet — brake shoe	16
L T	37	37-3872	Cam — brake shoe	1
L T	38	37-3870	Pivot — brake shoe	1
L T	39	37-3856	Anchor plate	1
L T	40	83-2656	Torque arm	1
L T	41	60-2431	Spring washer — torque arm to brake pivot (\cdot 520" \times 1" \times \cdot 092")	1
L T	42	14-0305	Nut — torque arm to brake pivot ($\frac{1}{2}$ " UN.F.)	1
L T	43	37-1467	Pivot pin — brake rod	1
L T	44	37-3965	Wheel spindle	1



MUDGUARDS

<i>Model</i>	<i>Key No.</i>	<i>Spares No.</i>	<i>Description</i>	<i>Per Set</i>
L T	1	83-2834*	Front number plate	1
L T	2	70-8259*	Neoprene washer — front number plate fixing	2
L T	3	90-6219*	Washer — front number plate fixing	2
L T	4	40-3044*	Screw — front number plate fixing	2
L T	5	97-4270	Front mudguard	1
L T	5	97-4272*	Front mudguard	1
L T	6	97-4021	Rubber bush — mudguard mounting	4
L T	7	97-4022	Bracket — stay to fork mounting	4
L T	8	60-2427	Spring washer — mudguard mounting ($\cdot 281'' \times \cdot 465'' \times \cdot 064''$)	4
L T	9	14-0103	Bolt — mudguard mounting ($\frac{1}{4}''$ UN.F. $\times \frac{3}{4}''$)	4
L T	10	83-3565	Rear mudguard	1
L T	11	83-2727	Bracket — number plate mounting, left	1
L T	12	83-2728	Bracket — number plate mounting, right	1
L T	13	14-1301*	Nut — number plate to bracket ($\frac{1}{4}''$ UN.F.)	4
L T	14	60-2329*	Washer — number plate to bracket ($\cdot 265'' \times \cdot 557'' \times \cdot 036''$)	4
L T	15	14-0102	Bolt — number plate bracket to guard, lower ($\frac{1}{4}''$ UN.F. $\times \frac{3}{8}''$)	2
L T	16	60-2329	Washer — number plate bracket fixing ($\cdot 265'' \times \cdot 557'' \times \cdot 036''$)	2
L T	17	14-1301	Nut — number plate bracket to guard, lower ($\frac{1}{4}''$ UN.F.)	2
L T	18	14-0101*	Bolt — number plate to bracket ($\frac{1}{4}''$ UN.F. $\times \frac{1}{2}''$)	4
L T	19	83-2726*	Rear number plate	1
L T	20	60-2427	Spring washer — rear light bracket fixing ($\cdot 281'' \times \cdot 465'' \times \cdot 064''$)	2
L T	21	14-0101	Bolt — rear light bracket fixing ($\frac{1}{4}''$ UN.F. $\times \frac{1}{2}''$)	2
L T	22	54-9081	Washer — rear light mounting bracket ($\cdot 270'' \times \cdot 562'' \times \cdot 056''$)	1
L T	23	14-6102	Bolt — rear light mounting bracket ($\frac{1}{4}''$ UN.C. $\times \frac{1}{2}''$)	1
L T	24	14-0101	Bolt — mudguard fixing, rear ($\frac{1}{4}''$ UN.F. $\times \frac{1}{2}''$)	2
L T	25	60-2329	Washer — mudguard fixing ($\cdot 265'' \times \cdot 557'' \times \cdot 036''$)	3
L T	26	14-0103	Bolt — mudguard fixing, top	1
L T	27	14-1301	Nut — mudguard fixing ($\frac{1}{4}''$ UN.F.)	3
L T	28	02-0370	Spacer — mudguard fixing ($\cdot 325'' \times \cdot 580'' \times \cdot 047''$)	1
L T	29	97-2270	Retainer — brake cable	1
L T	30	82-8245	Star lockwasher	1
L T	31	60-3313	Spire nut — rear light mounting bracket	1
L T	32	83-3213	Rubber beading strip — mounting bracket	2
L T	33	83-2786	Rear light mounting bracket	1
L T	34	97-3894	Screw — breather pipe to mudguard	4
L T	35	83-3612	Clip — breather pipe to mudguard	4
L T	36	82-4717	Nut — breather pipe to mudguard	4

*Home and General Export

For colour finish code refer to page 3

Plate 19

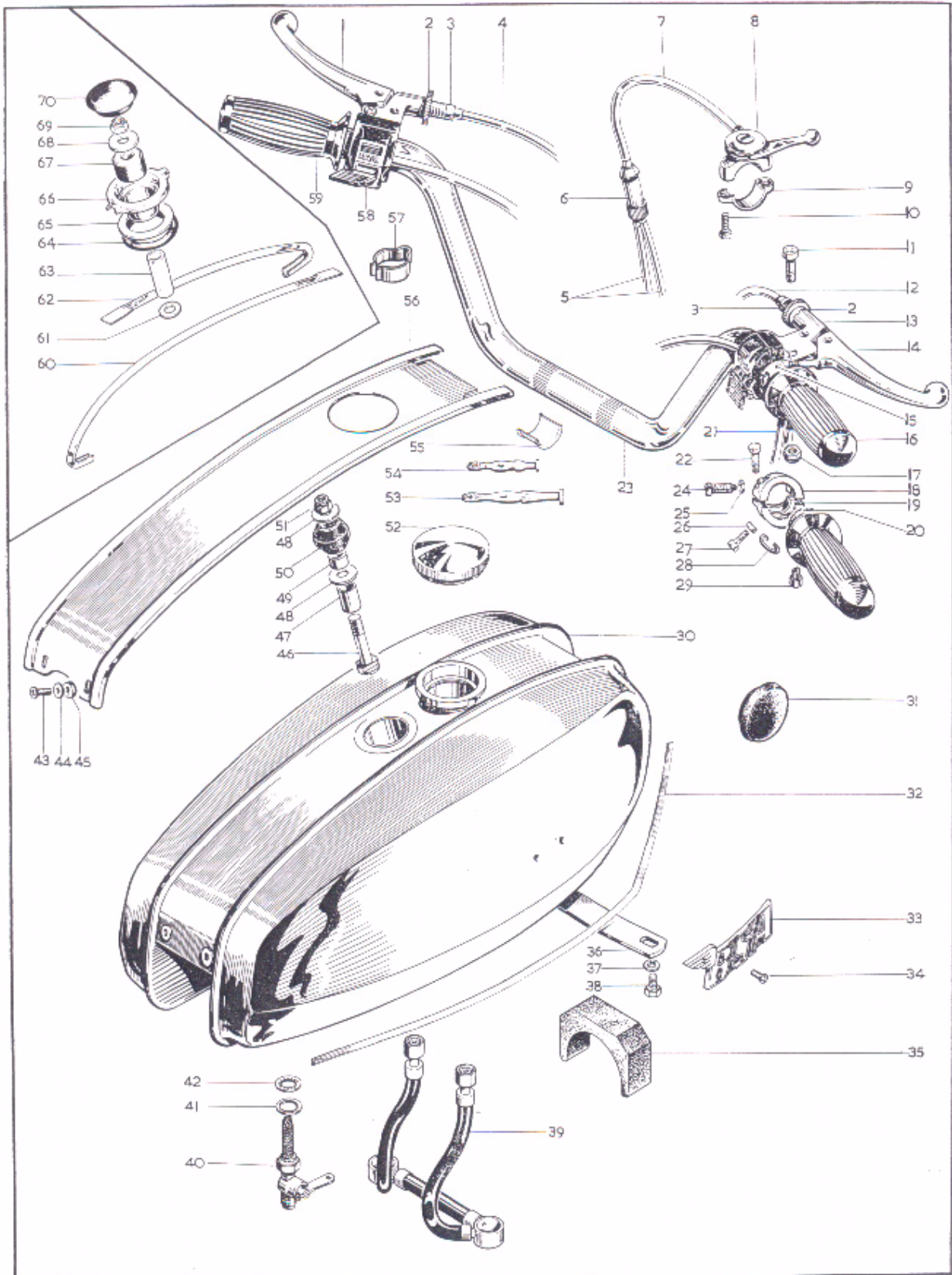


Plate 19

HANDLEBAR — CONTROLS — FUEL TANK

Model	Key No.	Spares No.	Description	Per Set
L	1	60-3657	Lever — clutch control	1
T	1	60-3144	Lever — clutch control	1
L T	2	60-3856	Adjuster nut — clutch cable	2
L T	3	60-3585	Adjuster — clutch cable	2
L T	4	60-3077	Clutch cable	1
L	5	60-3635	Air control cable — junction box to carburettor	1
L	6	19-7086	Junction box (Amal 244/104)	1
L	7	60-0823	Cable — air control	1
T	7	60-0815	Cable — air control	1
L T	8	60-3246	Lever — air control, complete	1
L T	9		Clamp — air control lever (Amal 12/595)	1
L T	10		Screw — air control lever (11/014)	2
L T	11	21-2048	Screw — lever pivot	2
L T	12	60-3815	Cable — front brake	1
L T	13	19-1332*	Switch assembly — right (Lucas 39596)	1
L	14	60-3583	Lever — front brake	1
T	14	60-3648	Lever — front brake	1
L	15	19-7220	Throttle control complete	1
T	15	19-7223	Throttle control complete	1
L T	16	19-7222	Rubber grip — throttle control	1
L T	17	14-1201	Locknut — lever pivot ($\frac{1}{2}$ " UN.F.)	2
L	18		Throttle control body — top half (Amal 313/020)	1
T	18		Throttle control body — top half (Amal 16/328)	1
L	19		Throttle control body — bottom half (Amal 313/021)	1
T	19		Throttle control body — bottom half (Amal 16/329)	1
L	20		Rotor — throttle control	1
T	20		Rotor — throttle control	1
L	21	60-3638	Cable — throttle control	2
T	21	60-0804	Cable — throttle control	1
L	22		Screw — throttle control (Amal 18/084)	2
T	22		Screw — throttle control (Amal 11/013)	2
L T	23	68-4980	Handlebar	1
L	24		Screw — rotor stop (Amal 210/008)	1
L	25		Nut — rotor stop screw (Amal 5/077)	1
L T	26		Nut — friction spring screw (Amal 16/010)	1
L T	27		Screw — friction spring (Amal 16/009)	1
L T	28		Friction spring (Amal 16/008)	1
L T	29		Cable stop	2
L T	30	83-2262	Fuel tank (2½ gallon)	1
L T	30	83-4316	Fuel tank (4 gallon)	1
L T	31	42-8052	Rubber buffer — fuel tank mounting	2
L T	32	60-3330	Styling line transfer (2½ gallon)	1
L T	32	60-3331	Styling line transfer (2½ gallon)	1
L T	32	60-3743	Styling line transfer (4 gallon)	1
L T	32	60-3744	Styling line transfer (4 gallon)	1
L T	33	60-2568	Badge — fuel tank	2

For colour finish code refer to page 3

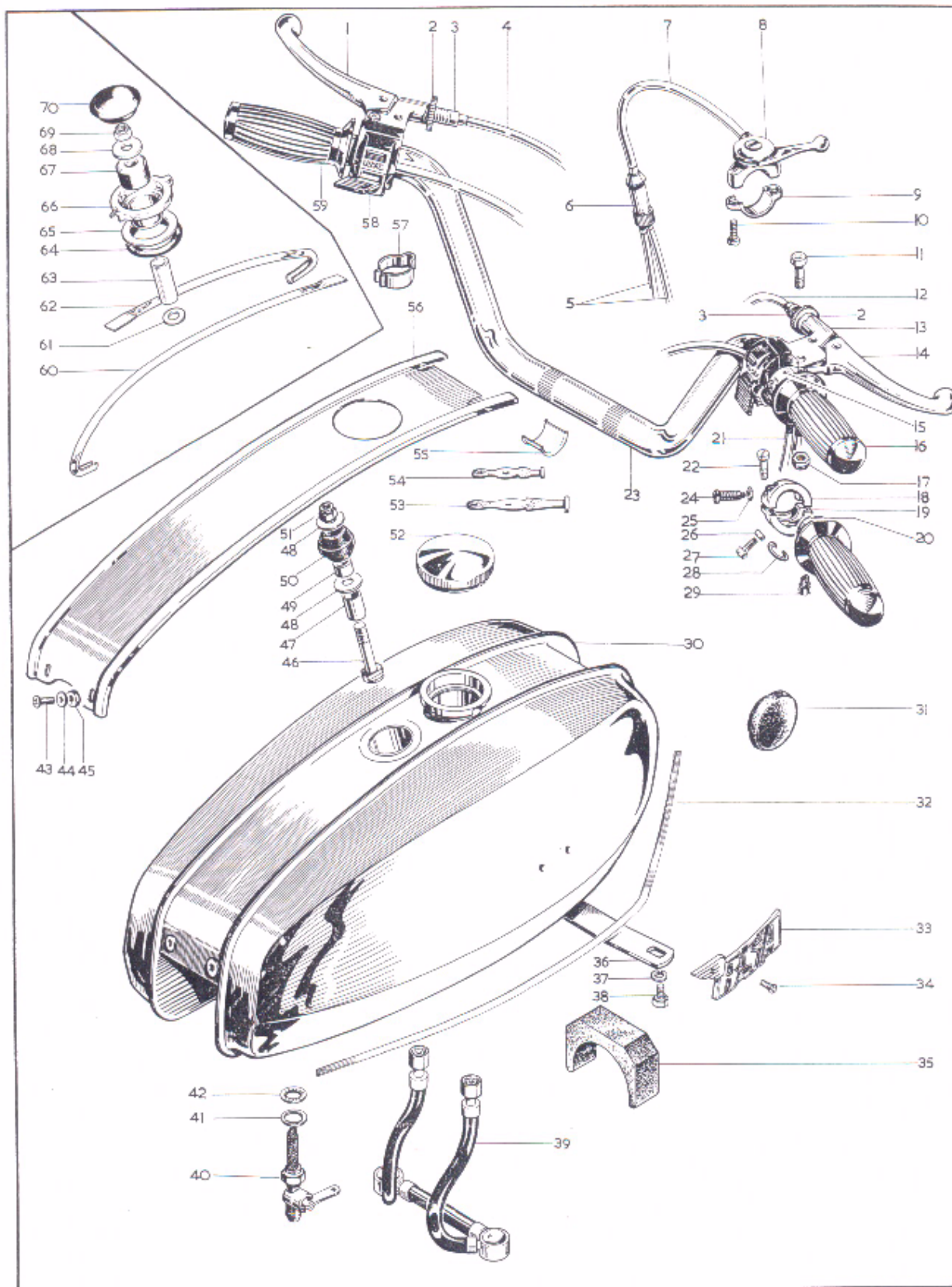


Plate 19—continued

HANDLEBAR — CONTROLS — FUEL TANK

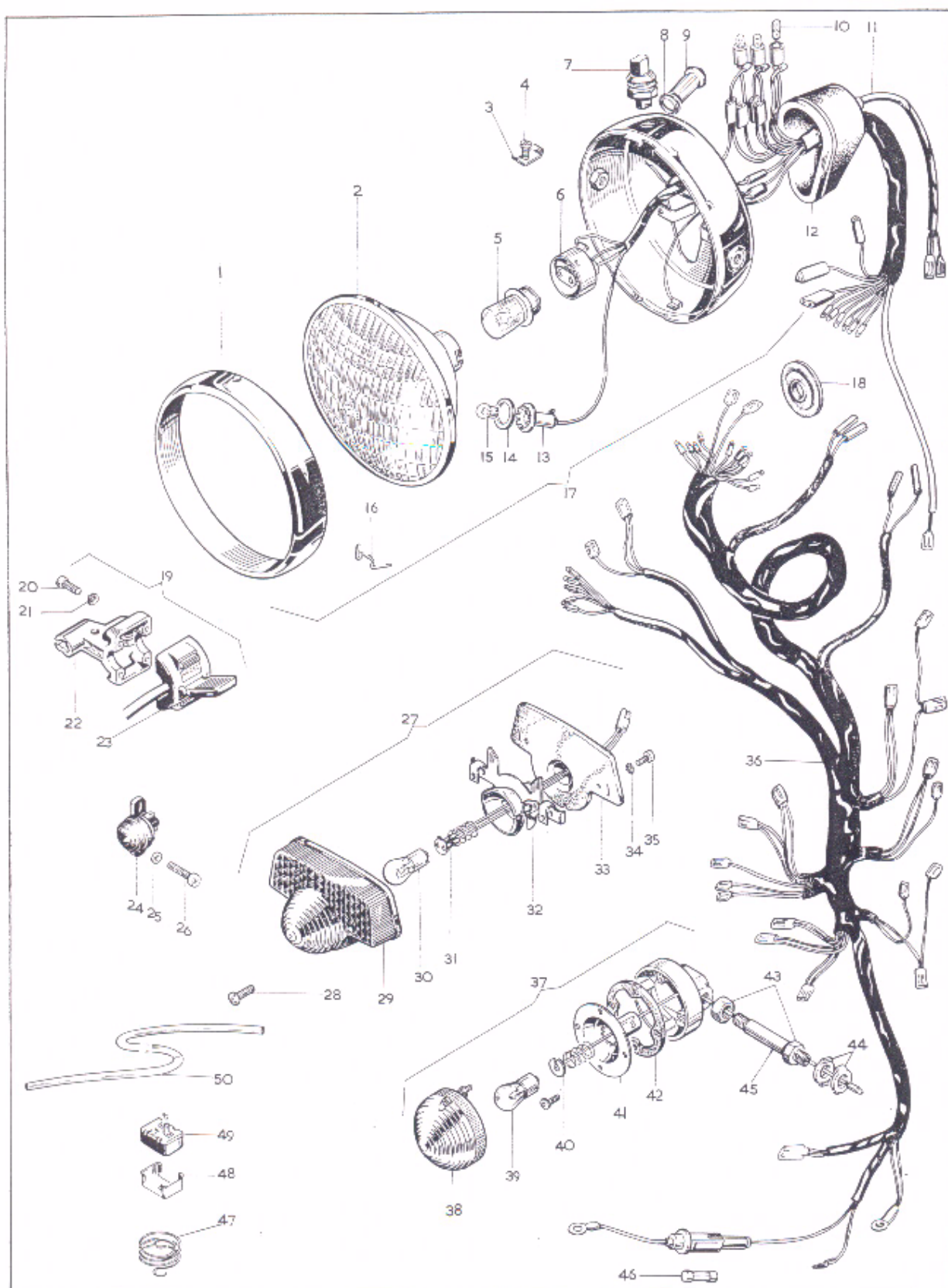
Model	Key No.	Spares No.	Description	Per Set
L T	34	21-2064	Screw — badge to tank	4
L T	35	83-3021	Mounting rubber — fuel tank (4 gallon)	1
L T	35	83-3833	Mounting rubber — fuel tank (2½ gallon)	1
L T	36	83-4118	Bracket — fuel tank fixing (4 gallon)	1
L T	37	60-2428	Spring washer — fuel tank fixing bracket (4 gallon)	1
L T	38	21-5662	Screw — fuel tank fixing bracket (4 gallon)	1
L	39	83-3504	Fuel pipe (2½ gallon)	1
T	39	83-3507	Fuel pipe (2½ gallon)	1
L	39	83-3927	Fuel pipe (4 gallon)	1
T	39	83-3925	Fuel pipe (4 gallon)	1
L T	40	83-2800	Fuel tap	1
L T	40	83-2801	Fuel tap (reserve)	1
L T	41	83-0002	Washer — fuel tap	2
L T	42	70-7351	Sealing washer	2
L T	43	54-9012	Screw — styling strip (2½ gallon)	2
L T	44	76-0293	Washer — styling strip (2½ gallon)	2
L T	45	68-9226	Rubber washer — styling strip (2½ gallon)	2
L T	46	83-2776	Bolt — fuel tank fixing, centre (2½ gallon)	1
L T	47	82-9063	Distance tube — fuel tank fixing, centre (2½ gallon)	1
L T	48	82-9065	Washer — fuel tank fixing, centre (2½ gallon)	2
L T	49	82-3017	Spacer tube — fuel tank fixing, centre (2½ gallon)	1
L T	50	40-8085	Mounting rubber — fuel tank, centre (2½ gallon)	1
L T	51	14-1302	Nut — fuel tank fixing, centre ($\frac{5}{16}$ " U.N.F.) (2½ gallon)	1
L T	52	83-3875	Filler cap	1
L T	53	66-9049	Cable clip	2
L T	54	60-0978	Cable clip	6
L T	55	75-4909	Handlebar sleeve	4
L T	56	83-4256	Styling strip (2½ gallon)	1
L T	57	97-4112	Clip — handlebar cable	4
L T	58	19-1333*	Switch assembly — left (Lucas 39595)	1
L T	59	19-7221	Rubber grip — handlebar, left	1
L T	60	83-3182	Styling strip — rear (4 gallon)	1
L T	61	60-2330	Washer — fuel tank fixing, centre ($\cdot 328" \times \cdot 620" \times \cdot 040"$) (4 gallon)	1
L T	62	83-3181	Styling strip — front (4 gallon)	1
L T	63	83-3834	Distance tube — fuel tank fixing, centre (4 gallon)	1
L T	64	68-8013	Rubber ring — fuel tank fixing, centre (4 gallon)	1
L T	65	68-8019	Mounting ring — fuel tank fixing, centre (4 gallon)	1
L T	66	82-9782	Styling strip holder — fuel tank (4 gallon)	1
L T	67	42-8017	Mounting rubber — fuel tank fixing, centre (4 gallon)	1
L T	68	68-8016	Mounting washer — fuel tank fixing, centre (4 gallon)	1
L T	69	21-1999	Nut — fuel tank fixing, centre (4 gallon)	1
L T	70	83-3068	Grommet — fuel tank fixing, centre (4 gallon)	1

*For switch assembly details see Page 59.

†Home and General Export.

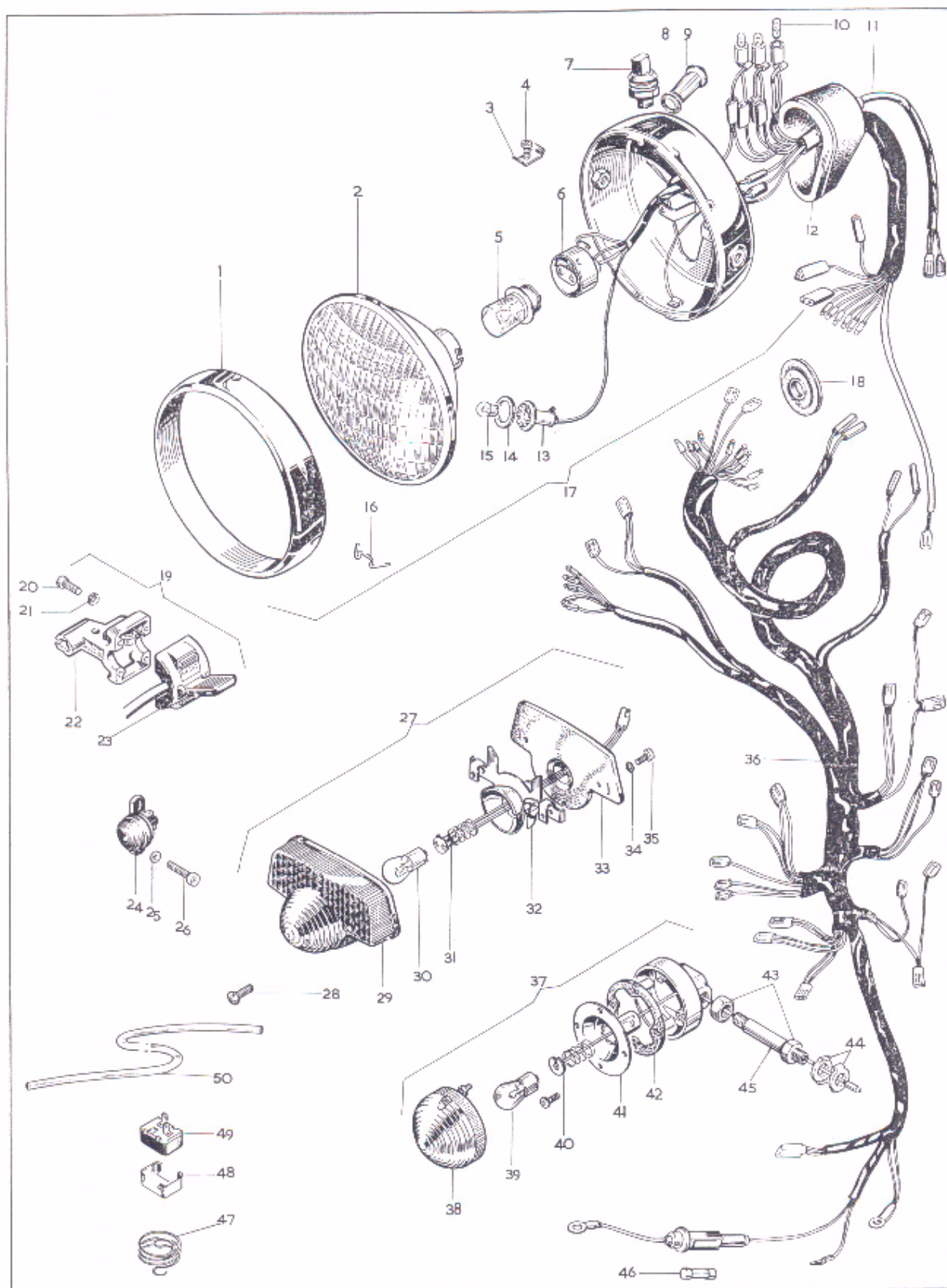
For colour finish code refer to page 3.

Note:—Where no B.S.A. part number is not quoted, that part is available only from manufacturer.



ELECTRICAL EQUIPMENT (PART 1)

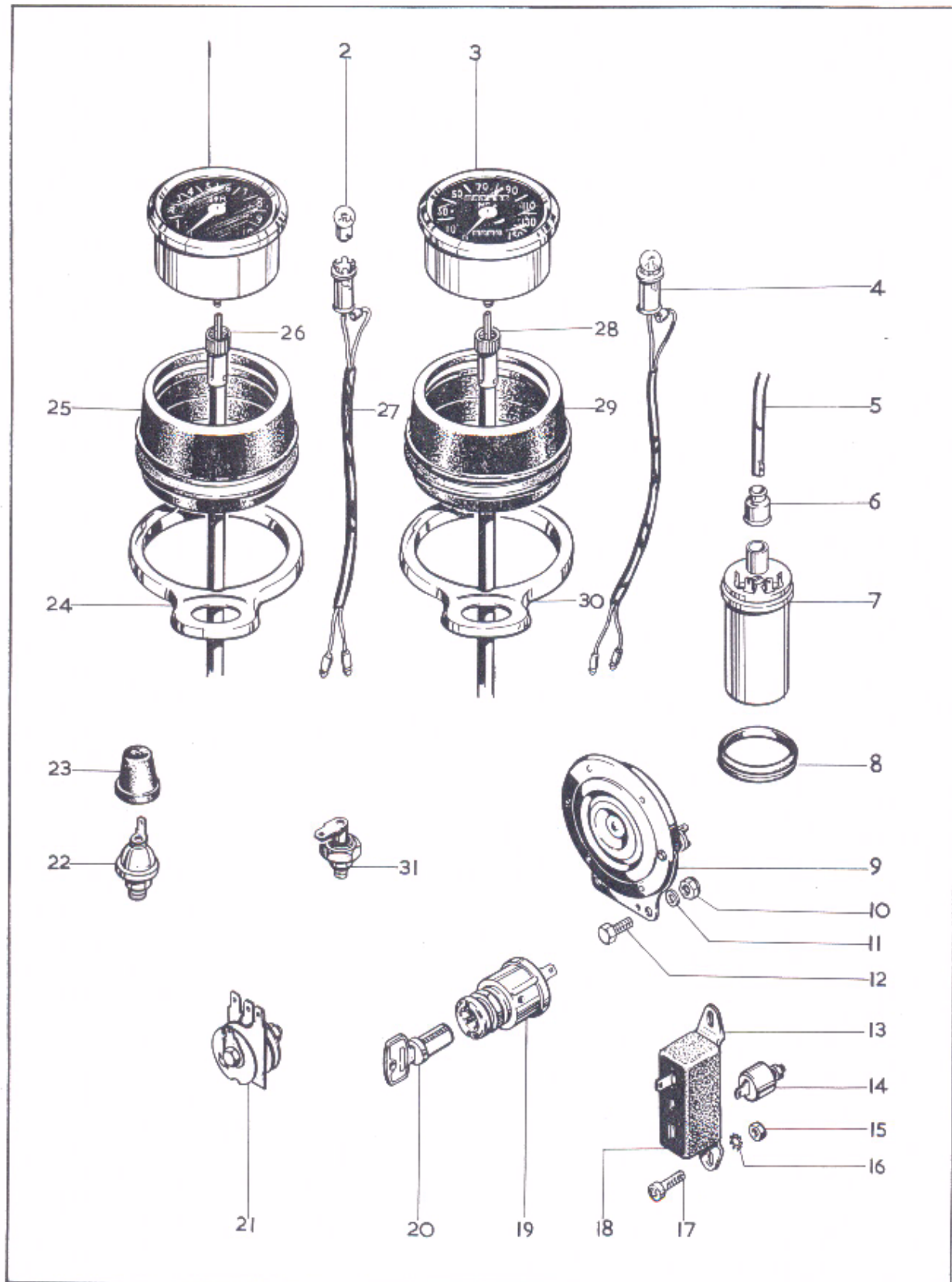
<i>Model</i>	<i>Key No.</i>	<i>Spares Number</i>		<i>Description</i>							<i>Per Set</i>
		B.S.A. NO.	MAKERS NO.								
L T	1		553248	Headlamp rim	1
L T	2	19-0960	516801	Light unit	1
L T	3		534296	Plate — rim fixing	1
L T	4		144921	Screw — rim fixing plate	1
L T	5			Bulb — main (370)	1
L T	5	19-1064		Bulb — main, for France (371)	1
L T	6		554602	Bulb holder — main	1
L T	7	19-1095	31276	Light switch	1
L T	8		54140331	Sealing washer — warning lights	3
L T	9		54363453	Direction indicator warning light body — amber	1
L T	9		54363454	Oil pressure warning light body — red	1
L T	9		54363455	Main beam warning light body — green	1
L T	10			Bulb — warning lights (281)	3
L T	11		54959535	Headlamp harness	1
L T	12	19-1349	54524048	Rubber cover — headlamp harness	1
L T	13		54573590	Pilot bulb holder	1
L T	14		554354	Rubber ring — pilot bulb holder	1
L T	15			Bulb — pilot (989)	1
L T	16		504665	Wire clip — light unit fixing	6
L T	17	19-1352	60260	Headlamp complete	1
L T	18		862217	Grommet — harness, at steering head	1
L T	19	19-1333	39595	Switch assembly — left	1
L T	19	19-1332	39596	Switch assembly — right	1
L T	20		54115246	Screw — handlebar switch	8
L T	21		185022	Washer — handlebar switch	8



ELECTRICAL EQUIPMENT (PART 1)

<i>Model</i>	<i>Key No.</i>	<i>Spares Number</i>		<i>Description</i>				<i>Per Set</i>
		B.S.A. NO.	MAKERS NO.					
L T	22	19-1335	54340881	Lever half — switch assembly, left and right	2
L T	23	19-1337	54033667	Switch half — switch assembly, right	1
L T	23	19-1334	54033666	Switch half — switch assembly, left	1
L T	24	19-0916	34815	Stop switch — rear	1
L T	25	26-9461		Washer — rear stop switch screw	4
L T	26	60-3550		Screw — rear stop switch	2
L T	27	19-1245	53973	Rear lamp complete	1
L T	28		144921	Screw — lens fixing	2
L T	29		54577109	Lens — rear lamp	1
L T	30			Bulb — rear lamp (380)	1
L T	31		573828	Interior bulb holder — rear lamp	1
L T	32		54525286	Base plate — rear lamp	1
L T	33		54571677	Gasket — lamp mounting	1
L T	34		188330	Shakeproof washer — lamp fixing	2
L T	35		110714	Screw — lamp fixing	2
L T	36	19-1281	54960710	Main harness	1
L T	37	19-1067	56147	Flasher lamp complete	4
L T	38	19-1068	54581638	Lens assembly — flasher lamp	4
L T	39			Bulb — flasher lamp (382)	4
L T	40		573832	Interior assembly — flasher lamp	4
L T	41		554548	Bulb holder shell	4
L T	42		54580300	Gasket — flasher lamp, rear	4
L T	43		198720	Nut — indicator lamp to stem locking	8
L T	43		198800	Nut — indicator stem fixing	8
L T	44		54525403	Washer — indicator stem fixing, at headlamp	4
L T	45	97-4248		Stem — flasher lamp, front	2
L T	45	83-3525		Stem — flasher lamp, rear	2
L T	46	19-1249	188218	Fuse — main harness (35 amp.)	1
L T	47	19-1353		Spring — flasher unit	1
L T	48	19-1098	54385091	Clip — flasher unit mounting	1
L T	49	19-1055	35048	Flasher unit	1
L T	50	82-7431		Vent pipe — battery	1
L T		19-1776		Battery — PUZ5A (not illustrated)	1

Note:—Where no B.S.A. part number is quoted, that part is available only from the manufacturer.

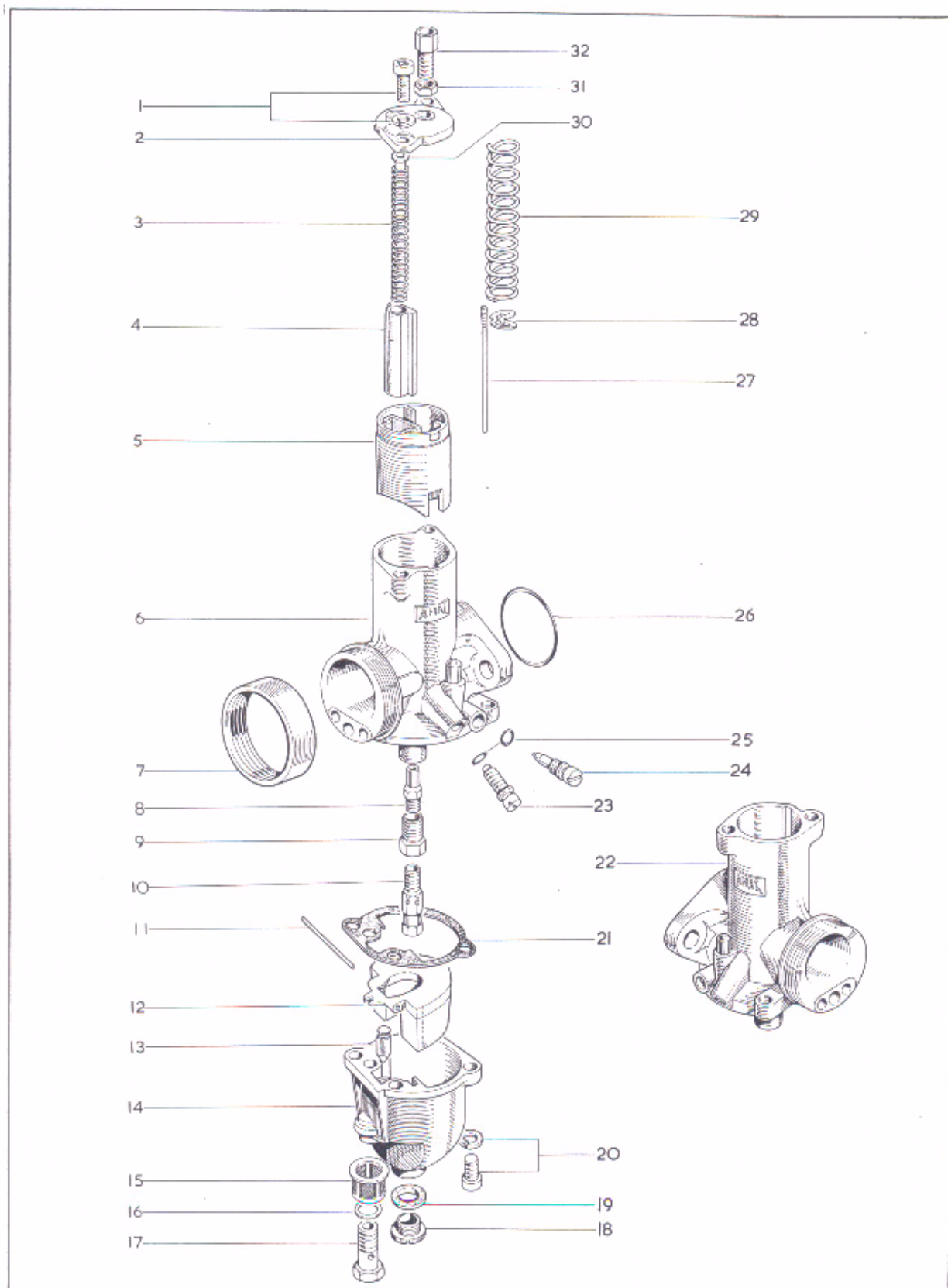


ELECTRICAL EQUIPMENT (PART 2)

Model	Key No.	Spares Number		Description	Per Set
		B.S.A. NO.	MAKERS NO.		
L	1	19-8950	RSM3003/14	Tachometer	1
L T	2			Bulb — speedometer and tachometer (989)	2
L T	3	19-8948	SSM5007/00	Speedometer — m.p.h.	1
L T	3	19-8949	SSM5007/01	Speedometer — k.p.h. (optional)	1
		19-9080		Speedometer trip shaft (not illustrated)	1
L T	4	19-1348	54959626	Light lead — speedometer	1
L T	5	19-1898	54956436	High-tension lead	2
L T	5	19-1899*	54956478	High-tension lead	2
L T	6		54949011	Grommet — high-tension lead	2
L T	7	19-1881	45223	Coil — ignition	2
L T	8	82-9561		Grommet — ignition coil mounting	2
L T	9	19-2084	70216	Horn	1
L T	10	14-1301		Locknut — horn fixing	1
L T	11	60-2393		Washer — horn fixing	1
L T	12	14-0102		Bolt — horn fixing	1
L T	13	19-1861	54418526	Base plate — condenser set	1
L T	14	19-1747	54420128	Condenser	2
L T	15	02-0047		Nut — condenser set fixing ($\frac{3}{16}$ " B.S.C.)	1
L T	16	29-3319		Lockwasher — condenser set fixing	1
L T	17	40-0236		Screw — condenser set fixing (2B.A. $\times \frac{5}{8}$ ")	1
L T	18	19-1848	54418528	Cover — condenser set	1
L T	19	19-1904	39565	Switch — ignition	1
L T	20	82-6981	1-6280	Lock and key — ignition	1
L T	21	19-1715	49072	Rectifier (2DS 506)	1
L T	22	19-6508	5300/07	Switch — oil pressure	1
L T	23	60-2045		Cover — oil pressure switch	1
L	24	97-4026		Bracket — tachometer mounting	1
L	25	60-2600		Rubber cup — tachometer mounting	1
L	26	19-9099		Cable — tachometer drive	1
L	27	19-1348	54959626	Light lead — tachometer	1
L T	28	19-9098		Cable — speedometer drive	1
L T	29	60-2600		Rubber cup — speedometer mounting	1
L T	30	97-4026		Bracket — speedometer mounting	1
L T	31	19-1735	49345	Zener diode (ZD 715)	1

*Home and General Export.

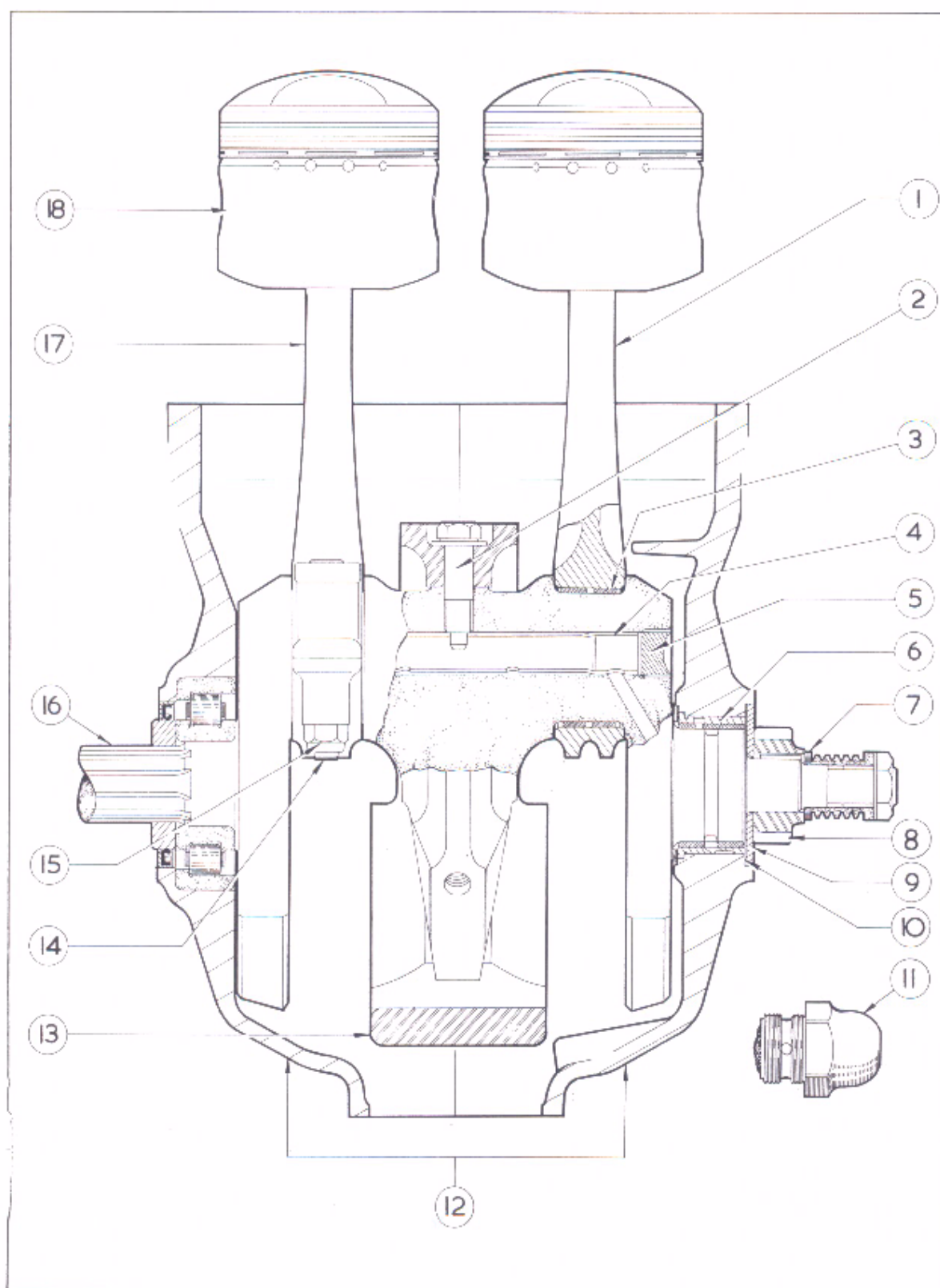
Note:—Where no B.S.A. part number is quoted, that part is available only from the manufacturer.



CARBURETTORS

Model	Key No.	Spares Number		Description	Per Set
		B.S.A. NO.	MAKERS NO.		
L		19-2436	R930/70	Carburettor complete — right	1
L		19-2437	L930/71	Carburettor complete — left	1
T		19-2422	R928/17	Carburettor complete	1
L T	1	19-3093	622/086	Screw and washer — top cap	4 or 2
L	2		928/064	Cap — mixing chamber, top	2
T	2		928/098	Cap — mixing chamber, top	1
L T	3		622/129	Spring — air valve	2 or 1
L T	4	19-3109	928/062	Air valve	2 or 1
L	5	19-3108	928/060	Throttle valve — number 3 cutaway	2
T	5	19-3127	928/060	Throttle valve — number 3½ cutaway	1
L	6		R930/005	Carburettor body — right	1
T	6		R928/005	Carburettor body	1
L T	7	71-1860		Adaptor — air filter to carburettor	2 or 1
L T	8	19-3136	622/122	Needle jet (-106)	2 or 1
L T	9		622/128	Jet holder	2 or 1
L	10	19-2878	376/100	Main jet (180 c.c.)	2
T	10		376/100	Main jet (230 c.c.)	1
L T	11	19-3116	622/071	Float spindle	2 or 1
L T	12	19-3102	622/069	Float	2 or 1
L T	13	19-3105	622/068	Float needle	2 or 1
L T	14	19-3143	622/050	Float chamber	2 or 1
L T	15	19-3048	376/093	Fuel filter	2 or 1
T	16	19-2834	13/163	Washer — banjo bolt	1
L T	17	19-3103	622/078	Banjo bolt	2 or 1
L T	18	19-3144	622/147	Drain plug	2 or 1
L T	19		622/151	Washer — drain plug	2 or 1
L T	20	19-3093	622/086	Screw and washer — float chamber	4 or 2
L T	21	19-3106	622/073	Gasket — float chamber	2 or 1
L	22		L930/005	Carburettor body — left	1
L T	23		622/077	Screw — throttle stop	2 or 1
L T	24		622/076	Pilot air screw	2 or 1
L T	25	19-3098	622/082	“O” ring — throttle and air screws	4 or 2
L T	26	19-3090	622/101	“O” ring — carburettor flange	2 or 1
L T	27		622/124	Throttle needle	2 or 1
L T	28	19-3095	622/067	Clip — throttle needle	2 or 1
L T	29	19-3141	622/131	Throttle spring	2 or 1
L T	30		928/103	Guide — air valve spring	2 or 1
L T	31		5/077	Locknut — cable adjuster	2
L T	32		4/035	Cable adjuster	1

Note:—Where no B.S.A. part number is quoted, that part is available only from the manufacturer.



A70 MODEL

Except for the following, all other items are as A65 Lightning

Key No.	Spares No.	Description	Per Set
1	71-2677	Connecting rod — right	1
2	71-2691	Bolt — flywheel to crankshaft	3
3	71-2692	Shell bearing — connecting rod big-end (standard)	4
3	71-2693	Shell bearing — connecting rod big-end (.010" undersize)	4
3	71-2694	Shell bearing — connecting rod big-end (.020" undersize)	4
3	71-2695	Shell bearing — connecting rod big-end (.030" undersize)	4
4	71-2683	Tube — crankshaft sludge trap	1
5	71-2682	Plug — crankshaft sludge trap tube	1
6	71-2697	Bush — crankshaft (standard)	1
6	71-2699	Bush — crankshaft (.010" undersize)	1
6	71-2701	Bush — crankshaft (.020" undersize)	1
7	71-2704	Washer — oil pump drive pinion	1
8	71-2689	Pinion — crankshaft	1
9	71-2681	Thrust washer — crankshaft	1
10	71-2684	Shim — crankshaft (.003")	as reqd.
10	71-2685	Shim — crankshaft (.005")	as reqd.
10	71-2686	Shim — crankshaft (.010")	as reqd.
11	71-2210	Oil pressure release valve	1
12	71-2713	Crankcase complete with fixed fittings	1
13	71-2687	Flywheel	1
14	71-2690	Bolt — connecting rod	4
15	60-3761	Nut — connecting rod bolt ($\frac{5}{16}$ " UN.F.)	4
16	71-2669	Crankshaft	1
17	71-2673	Connecting rod — left	1
18	71-2710	Piston complete (standard)	2
18	71-2884	Piston complete (.020" oversize)	2
18	71-2885	Piston complete (.040" oversize)	2
	71-2708	Crankshaft and flywheel assembly	1
	71-2706	Engine and gearbox unit complete, less carburetter and exhaust system	1
	68-3089	Gearbox sprocket (21 teeth)	1
	68-0686	Distance piece — engine sprocket	1
	60-3728	Transfer — sidecover	2

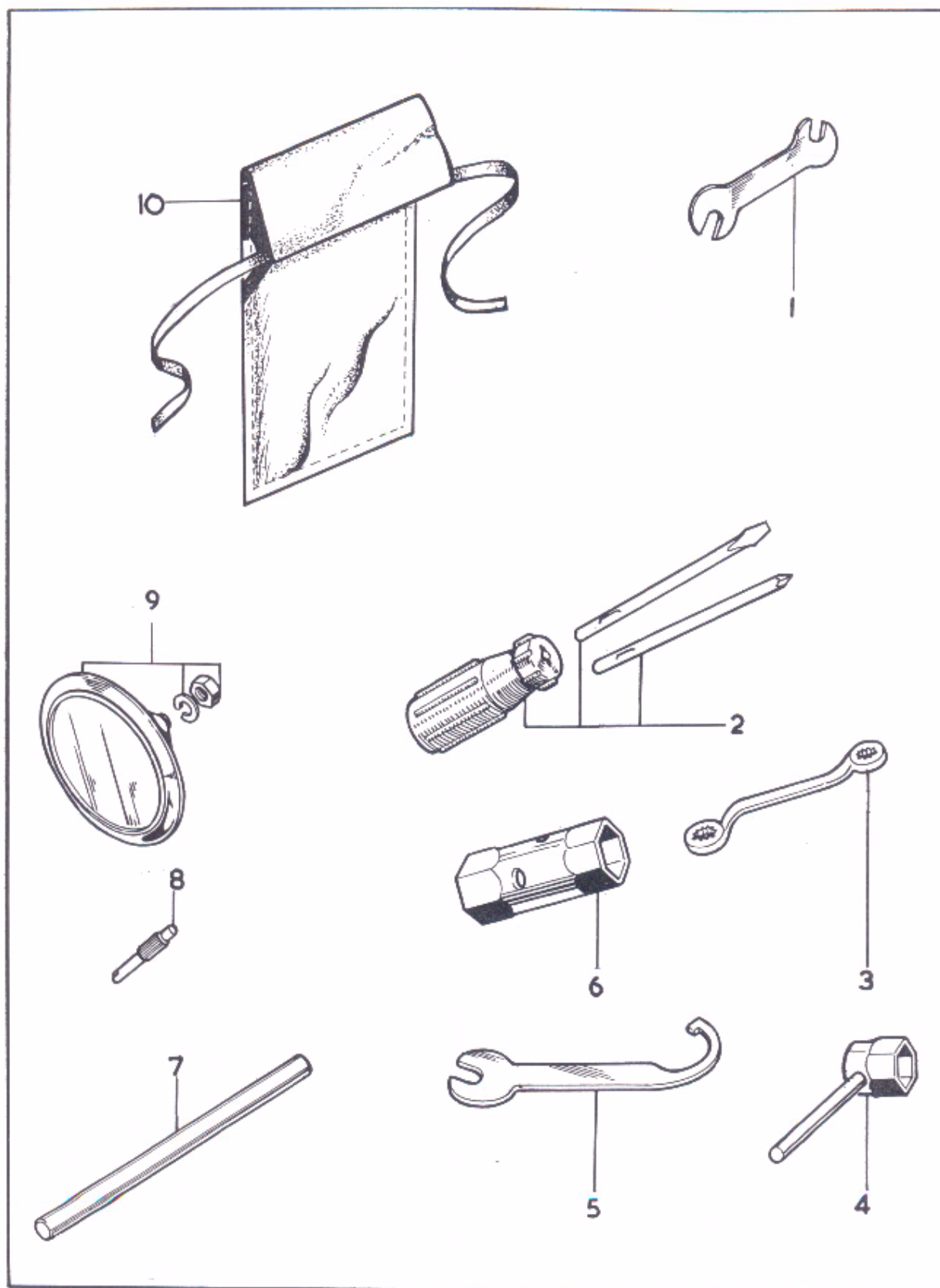


Plate 24

TOOLS

<i>Model</i>	<i>Key No.</i>	<i>Spares No.</i>	<i>Description</i>	<i>Per Set</i>
L T	1	60-2084	Spanner — open-ended	1
L T	2	60-0767	Screwdriver set	1
L T	3	67-9026	Ring spanner	1
L T	4	60-1050*	Plug spanner	1
L T	5	60-2184	Suspension unit “C” spanner	1
L T	6	40-9017	Box spanner	1
L T	7	60-1911	Tommy bar	1
L T	8	68-9467	Tyre valve key	1
L T	9	19-5390*	Licence holder	1
L T	10	75-9089	Tool roll	1
L T		60-2112	Tool roll complete with tools	1

*Home and general export.

NUMERICAL INDEX

Spares number	Page number	Key number	Per set
00-3176	5	—	—
00-3176	9	—	1
00-3318	5	—	—
00-3318	9	—	1
00-7009	5	—	—
02-0047	63	15	1
02-0124	21	13	1
02-0370	11	38	4
02-0370	53	28	1
02-0449	11	28	2
02-0522	11	29	2
02-0525	9	2	2
02-0861	39	14	2
02-2138	9	13	2
02-2138	9	15	7
02-2138	37	17	1
02-2138	45	22	2
02-2138	45	24	2
02-2138	45	31	1
02-2395	25	30	1
02-4553	35	54	1
04-2203	27	4	1
14-0101	39	3	1
14-0101	39	24	2
14-0101	41	8	4
14-0101	41	15	4
14-0101	43	25	1
14-0101	53	18	4
14-0101	53	21	2
14-0101	53	24	2
14-0102	53	15	2
14-0101	63	12	1
14-0103	37	10	1
14-0103	53	9	4
14-0103	53	26	1
14-0107	37	35	2
14-0113	35	55	1
14-0114	11	42	2
14-0126	33	28	1
14-0127	33	33	2
14-0201	43	19	4
14-0206	41	14	1
14-0207	51	4	5
14-0208	27	8	1
14-0217	13	17	2
14-0217	39	20	2
14-0217	43	8	2
14-0219	41	3	2
14-0221	11	39	4
14-0221	17	16	2
14-0221	43	20	2
14-0224	35	44	1
14-0226	17	17	1
14-0234	37	32	2
14-0234	45	6	1
14-0235	37	1	2
14-0237	45	12	2
14-0238	35	43	1
14-0251	35	38	1
14-0259	39	9	2
14-0301	19	9	1
14-0301	19	24	4
14-0301	37	11	1
14-0301	37	34	2
14-0302	21	25	5
14-0302	43	10	2
14-0302	45	14	8
14-0305	51	42	1
14-0403	29	20	1
14-0604	33	1	1
14-0609	13	13	2

Spares number	Page number	Key number	Per set
14-1019	45	17	2
14-1201	55	17	2
14-1202	13	16	2
14-1202	25	20	1
14-1301	13	10	2
14-1301	33	4	1
14-1301	33	15	1
14-1301	39	1	1
14-1301	39	26	2
14-1301	41	10	4
14-1301	43	16	4
14-1301	51	9	5
14-1301	53	13	4
14-1301	53	17	2
14-1301	53	27	3
14-1301	63	10	1
14-1302	17	7	1
14-1302	17	28	3
14-1302	17	33	2
14-1302	35	39	1
14-1302	35	46	1
14-1302	35	56	4
14-1302	39	13	2
14-1302	39	23	2
14-1302	57	51	1
14-1303	33	31	2
14-1303	35	41	1
14-1303	35	62	1
14-1303	37	5	4
14-1303	37	18	1
14-1303	37	36	2
14-1303	45	25	2
14-1303	45	33	1
14-1303	45	34	2
14-1303	51	22	1
14-1304	33	25	1
14-1304	33	30	1
14-1304	37	25	2
14-1305	39	12	2
14-1307	37	7	1
14-1307	51	18	1
14-1401	19	28	4
14-1619	21	26	5
14-1621	17	2	3
14-1635	49	28	1
14-1803	49	30	1
14-1901	19	13	2
14-6102	53	23	1
14-6221	17	6	2
14-6606	27	35	2
14-6607	27	20	1
14-6608	27	46	1
14-6610	27	44	1
14-6611	27	45	1
14-6611	31	55	4
14-6613	27	2	3
14-6614	27	30	1
14-7804	29	8	2
15-0203	17	23	1
15-0804	31	50	1
19-0916	61	24	1
19-0960	59	2	1
19-1055	61	49	1
19-1064	59	5	1
19-1067	61	37	4
19-1068	61	38	4
19-1095	59	7	1
19-1098	61	48	1
19-1245	61	27	1
19-1249	61	46	1
19-1259	17	1	1
19-1281	61	36	1
19-1332	55	13	1

Spares number	Page number	Key number	Per set
19-1332	59	19	1
19-1333	57	58	1
19-1333	59	19	1
19-1334	61	23	1
19-1335	61	22	2
19-1337	61	23	1
19-1345	33	19	1
19-1348	63	4	1
19-1348	63	27	1
19-1349	59	12	1
19-1352	59	17	1
19-1353	61	47	1
19-1715	63	21	1
19-1735	63	31	1
19-1747	63	14	2
19-1776	61	—	1
19-1841	27	3	1
19-1842	27	5	1
19-1848	63	18	1
19-1849	27	6	1
19-1861	63	13	1
19-1881	63	7	2
19-1898	63	5	2
19-1899	63	5	2
19-1904	63	19	1
19-2084	63	9	1
19-2422	6	—	—
19-2422	65	—	1
19-2436	6	—	—
19-2436	65	—	1
19-2437	6	—	—
19-2437	65	—	1
19-2437	65	—	1
19-2834	65	16	1
19-2878	65	10	2
19-3048	65	15	2
19-3090	65	26	2
19-3093	65	1	4
19-3093	65	20	4
19-3095	65	28	2
19-3098	65	25	4
19-3102	65	12	2
19-3103	65	17	2
19-3105	65	13	2
19-3106	65	21	2
19-3108	65	5	2
19-3109	65	4	2
19-3116	65	11	2
19-3127	65	5	1
19-3136	65	8	2
19-3141	65	29	2
19-3143	65	14	2
19-3144	65	18	2
19-5390	69	9	1
19-6063	41	1	1
19-6508	63	22	1
19-7086	55	6	1
19-7220	55	15	1
19-7221	57	59	1
19-7222	55	16	1
19-7223	55	15	1
19-7461	37	3	4
19-7466	49	37	2
19-7467	49	36	20
19-7469	37	39	2
19-7471	37	2	2
19-7606	13	6	2
19-7625	13	5	2
19-7740	51	35	2
19-7741	49	21	2
19-7742	49	20	2
19-7743	49	18	1
19-7744	49	19	2
19-7745	49	38	2
19-8019	17	39	1
19-8639	31	38	1
19-8700	51	6	1

NUMERICAL INDEX—continued

Spares number	Page number	Key number	Per set	Spares number	Page number	Key number	Per set	Spares number	Page number	Key number	Per set
19 8948	63	3	1	37-1237	49	2	1	40-3044	31	42	1
19-8949	63	3	1	37 1467	51	43	1	40 3044	53	4	2
19-8950	63	1	1	37-1481	49	4	1	40-3051	23	48	1
19-9080	63	—	1	37-1654	51	12	1	40-3073	27	16	1
19 9098	63	28	1	37-2058	49	27	1	40-3085	27	22	1
19 9099	63	26	1	37-2338	49	31	1	40-3121	23	47	1
19 9225	51	15	1	37-3468	51	26	2	40-3150	15	22	1
				37-3655	49	35	1	40-3226	11	44	4
21-0541	27	29	1	37-3724	51	20	10	40-3323	25	43	1
21 0578	47	43	1	37-3725	51	19	10	40-8046	41	2	5
21-0589	47	40	2					40-8085	57	50	1
21 0692	17	10	8	37-3726	51	21	20	40-8436	33	10	3
21 1809	47	44	2	37-3742	37	33	2	40-9017	69	6	1
21 1848	19	10	1	37 3744	51	44	1				
21-1848	19	31	2	37 3746	51	16	1	41-0673	15	4	4
21-1849	17	11	1	37-3747	51	5	1				
21-1850	17	26	3	37-3749	51	3	1	42-0157	19	7	1
21-1852	17	43	3	37-3750	51	14	1	42-0158	19	6	1
21-1854	29	6	6	37 3750	51	14	1	42-2848	13	12	2
21-1857	17	22	1	37 3751	51	13	1	42-3075	21	27	1
21-1872	17	14	1	37-3752	51	1	1	42-3079	21	28	1
21-1879	27	39	3	37-3753	51	10	1	42-3079	23	36	1
21-1908	41	7	2	37-3759	49	11	1	42-3189	31	32	3
21-1917	27	19	5	37-3761	49	23	2	42-3192	29	24	6
21 1951	31	53	1	37-3762	49	22	2	42-3206	31	35	20
21 1973	17	20	1	37-3780	5	—	—	42-3212	23	36	1
21-1999	57	69	1	37 3784	51	28	1	42-3213	23	36	1
21-2000	17	12	6	37-3796	49	6	1	42-4476	11	53	2
21-2001	17	13	2	37-3797	49	8	1	42-4476	13	28	4
21-2025	25	19	1	37-3818	49	17	1	42-5840	51	36	16
21-2045	37	12	1	37-3819	49	13	10	42-6554	27	18	1
21-2048	55	11	2	37-3820	49	14	10	42-8017	57	67	1
21-2062	45	28	1	37-3821	49	15	20	42-8052	55	31	2
21-2064	57	34	4	37-3846	5	—	—				
21-2077	37	28	2	37 3847	5	—	—	53-0243	39	22	2
21-2087	37	24	1	37-3847	49	—	1				
21-2102	45	18	8	37-3848	5	—	—	54-2537	13	14	2
21-2109	35	57	4	37-3848	49	5	1	54-8003	41	6	2
21-2114	35	50	1	37-3849	51	—	1	54-9012	57	43	2
21-2138	35	48	1	37-3856	51	39	1	54-9081	53	22	1
21-2157	31	31	3	37-3870	51	38	1	54-9224	43	5	2
21-5370	25	10	2	37-3872	51	37	1				
21-5375	27	13	2	37-3878	5	—	—	57-0280	49	1	1
21 5662	57	38	1	37-3913	49	25	1	57-0448	21	15	1
				37-3914	49	34	1	57-1272	27	23	1
24-0036	25	11	1	37 3925	51	34	1	57-1363	29	25	6
24 0563	11	35	4	37-3926	51	31	1	57-1712	27	38	1
24-0978	11	45	4	37-3932	49	9	1	57-1719	31	30	1
24-0978	25	29	1	37-3925	5	—	—	57-2173	27	28	1
24-1088	37	29	2	37-3985	5	—	—	57-2330	27	24	1
24-1088	51	30	1	37 3985	51	7	1	57-2331	37	31	1
24-8784	17	8	1	37-3996	49	33	1	57-2526	29	16	3
24-8784	17	27	3	37-3997	49	26	1	57-2538	31	44	1
24-8784	17	35	2	37-4014	49	32	1	57-2773	31	33	1
24-8784	21	24	5	37-4034	51	24	1	57-3621	21	22	1
				37-4049	51	25	1	57-3632	27	—	1
26-9461	61	25	4	37-4071	51	33	2	57-3673	27	31	1
								57 3745	17	24	1
27-1386	21	9	1	40 0028	21	1	1	57-3762	27	42	1
27-1589	17	9	1	40-0066	17	4	1	57-3929	31	36	1
27-6813	49	16	40	40-0118	21	11	1	57-3931	31	37	1
27-6813	51	29	40	40-0156	9	7	2	57-3988	23	39	1
				40-0156	11	31	2	57-4008	25	17	1
29 0541	13	11	2	40-0157	11	30	2	57-4009	25	16	1
29 0541	19	25	4	40-0158	9	6	2	57-4023	21	20	1
29-2023	17	42	1	40-0158	9	9	4	57-4026	25	1	1
29-2089	9	19	1	40-0236	63	17	1	57-4028	25	21	1
29 3319	31	41	3	40-0241	17	29	1	57-4038	27	34	1
29-3319	63	16	1	40-0246	17	31	6	57-4114	25	38	2
29-7583	39	18	2	40-0375	31	47	1	57-4115	25	42	1
				40 0394	25	34	2	57-4312	25	31	1
37-0653	49	3	1	40-0483	9	14	4	57-4424	29	15	1
37-0653	49	10	1	40-0705	25	33	1	57-4435	29	26	1
37-0653	51	2	1	40-0740	27	11	1	57-4495	27	—	1
37-0653	51	11	1					57 4496	27	40	1

NUMERICAL INDEX—continued

Spares number	Page number	Key number	Per set	Spares number	Page number	Key number	Per set	Spares number	Page number	Key number	Per set
57-4497	27	32	1	60-3246	55	8	1	68-0098	25	48	1
60-0767	69	2	1	60-3313	53	31	1	68-0101	25	49	1
60-0804	55	21	1	60-3330	55	32	1	68-0130	21	2	1
60-0815	55	7	1	60-3331	55	32	1	68-0131	23	51	1
60-0823	55	7	1	60-3495	47	41	1	68-0132	21	3	1
60-0978	57	54	6	60-3496	47	41	1	68-0137	9	1	2
60-1050	69	4	1	60-3497	47	41	1	68-0147	9	8	1
60-1841	37	30	2	60-3498	47	41	1	68-0149	9	10	1
60-1841	51	27	1	60-3539	43	6	2	68-0151	11	33	1
60-1911	69	7	1	60-3550	61	26	2	68-0153	11	32	1
60-2045	63	23	1	60-3583	55	14	1	68-0155	11	34	4
60-2084	69	1	1	60-3585	55	3	2	68-0163	13	22	4
60-2087	41	19	1	60-3616	33	6	1	68-0184	15	9	1
60-2112	69	—	1	60-3618	43	31	1	68-0185	15	10	1
60-2184	69	5	1	60-3635	55	5	1	68-0192	9	5	2
60-2320	51	8	5	60-3638	55	21	2	68-0205	17	3	1
60-2321	11	43	2	60-3648	55	14	1	68-0209	17	37	1
60-2329	33	9	3	60-3657	55	1	1	68-0213	25	28	1
60-2329	39	2	1	60-3669	49	12	1	68-0224	11	47	1
60-2329	39	25	2	60-3728	67	—	2	68-0235	17	32	1
60-2329	43	18	4	60-3729	43	28	2	68-0236	17	30	1
60-2329	43	26	1	60-3730	43	28	2	68-0237	29	14	1
60-2329	47	64	1	60-3743	55	32	1	68-0249	29	11	1
60-2329	53	14	4	60-3744	55	32	1	68-0256	6	—	—
60-2329	53	16	2	60-3761	67	4	15	68-0256	15	32	2
60-2329	53	25	3	60-3815	55	12	1	68-0257	6	—	—
60-2330	35	58	4	60-3856	55	2	2	68-0258	6	—	—
60-2330	57	61	1	62-0263	9	21	2	68-0259	6	—	—
60-2331	33	32	2	65-0440	15	29	2	68-0259	15	31	2
60-2331	35	42	1	65-5904	51	32	2	68-0260	6	—	—
60-2331	35	47	2	66-0954	15	28	4	68-0261	6	—	—
60-2331	37	4	4	66-3074	25	37	2	68-0289	19	12	1
60-2331	37	37	2	66-3074	31	52	1	68-0310	19	8	1
60-2331	51	23	1	66-7518	31	46	1	68-0324	17	41	1
60-2332	33	24	1	66-9049	57	53	2	68-0324	37	8	2
60-2332	33	29	1	67-0283	9	11	1	68-0325	17	40	1
60-2332	35	40	1	67-0338	21	10	1	68-0331	27	7	1
60-2332	35	45	2	67-0339	15	23	1	68-0331	27	26	1
60-2333	39	11	2	67-0643	15	19	1	68-0337	9	12	4
60-2333	45	27	1	67-0644	15	20	1	68-0344	9	4	1
60-2338	47	45	2	67-0645	15	21	1	68-0353	19	23	1
60-2347	41	13	1	67-0645	49	29	2	68-0357	6	—	—
60-2363	27	41	1	67-0674	15	6	1	68-0357	15	1	2
60-2364	19	22	1	67-0685	21	12	1	68-0358	6	—	—
60-2364	27	21	1	67-0793	15	16	1	68-0359	6	—	—
60-2368	27	33	3	67-1286	19	26	1	68-0360	31	39	1
60-2381	41	18	2	67-1430	15	25	4	68-0362	13	21	4
60-2391	33	21	2	67-1431	15	25	4	68-0370	13	20	2
60-2391	39	6	2	67-1432	15	25	4	68-0372	13	23	2
60-2393	37	14	1	67-1433	15	25	4	68-0375	31	49	1
60-2393	63	11	1	67-1536	15	3	1	68-0376	29	9	1
60-2417	41	16	4	67-3028	21	23	1	68-0383	31	48	1
60-2418	43	7	2	67-3093	21	30	1	68-0473	21	4	1
60-2419	33	27	1	67-3161	25	3	1	68-0560	19	29	1
60-2427	53	8	4	67-3162	25	4	1	68-0580	15	13	2
60-2427	53	20	2	67-3163	25	9	1	68-0581	15	27	1
60-2428	45	15	8	67-3169	26	6	1	68-0585	25	13	1
60-2428	57	37	1	67-3169	25	6	1	68-0586	19	5	1
60-2431	51	41	1	67-9026	69	3	1	68-0588	17	19	2
60-2438	43	11	2	68-0018	11	52	2	68-0588	19	4	1
60-2438	47	59	1	68-0018	13	29	4	68-0625	15	7	1
60-2568	55	33	2	68-0022	23	50	1	68-0633	15	5	1
60-2600	63	25	1	68-0024	23	44	1	68-0634	15	5	1
60-2600	63	29	1	68-0025	21	5	1	68-0635	15	5	1
60-2630	45	26	2	68-0025	21	8	1	68-0638	15	8	1
60-2632	49	7	1	68-0027	23	45	1	68-0647	15	24	1
60-2639	49	24	2	68-0030	21	21	1	68-0648	15	24	1
60-2683	37	13	1	68-0034	23	37	1	68-0657	15	24	1
60-2684	11	27	2	68-0050	15	18	1	68-0663	13	7	2
60-2701	27	37	1	68-0067	11	46	4	68-0665	13	30	2
60-2721	25	40	2	68-0087	9	3	1	68-0685	15	17	1
60-3041	39	7	2	68-0098	25	48	1	68-0686	67	—	—
60-3072	43	14	2	68-0101	25	49	1	68-0688	17	5	1
60-3077	55	4	1	68-0130	21	2	1	68-0819	6	—	—
60-3144	55	1	1	68-0131	23	51	1	68-0841	29	3	1
				68-0132	21	3	1	68-0861	29	13	1
				68-0137	9	1	2				
				68-0147	9	8	1				
				68-0149	9	10	1				
				68-0151	11	33	1				
				68-0153	11	32	1				
				68-0155	11	34	4				
				68-0163	13	22	4				
				68-0184	15	9	1				
				68-0185	15	10	1				
				68-0192	9	5	2				
				68-0205	17	3	1				
				68-0209	17	37	1				
				68-0213	25	28	1				
				68-0224	11	47	1				
				68-0235	17	32	1				
				68-0236	17	30	1				
				68-0237	29	14	1				
				68-0249	29	11	1				
				68-0256	6	—	—				
				68-0256	15	32	2				
				68-0257	6	—	—				
				68-0258	6	—	—				
				68-0259	6	—	—				
				68-0259	15	31	2				
				68-0260	6	—	—				
				68-0261	6	—	—				
				68-0289	19	12	1				
				68-0310	19	8	1				
				68-0324	17	41	1				
				68-0324	37	8	2				
				68-0325	17	40	1				
				68-0331	27	7	1				
				68-0331	27	26	1				
				68-0337	9	12	4				
				68-0344	9	4	1				
				68-0353	19	23	1				
				68-0357	6	—	—				
				68-0357	15	1	2				
				68-0358	6	—	—				
				68-0359	6	—	—				
				68-0360	31	39	1				
				68-0362	13	21	4				
				68-0370	13	20	2				
				68-0372	13	23	2				
				68-0375	31	49	1				
				68-0376	29	9	1				
				68-0383	31	48	1				
				68-0473	21	4	1				
				68-0560	19	29	1				
				68-0580	15	13	2				
				68-0581	15	27	1				
				68-0585	25	13	1				
				68-0586	19	5	1				
				68-0588	17	19	2				
				68-0588	19	4	1				
				68-0625	15	7	1				
				68-0633	15	5	1				
				68-0634	15	5	1				
				68-0635	15	5	1				
				68-0638	15	8	1				
				68-0647	15	24	1				
				68-0648	15	24	1				
				68-0657	15	24	1				
				68-0663	13	7	2				
				68-0665	13	30	2				
				68-0685	15	17	1				
				68-0686	67	—	—				
				68-0688	17	5	1				

NUMERICAL INDEX—continued

Spares number	Page number	Key number	Per set
68-0865	25	35	1
68-0876	11	41	1
68-0906	6	—	—
68-0906	15	30	2
68-0908	6	—	—
68-0910	6	—	—
68-0923	9	22	1
68-0924	9	22	1
68-0925	9	20	1
68-0927	9	20	1
68-0936	19	18	1
68-0937	19	19	4
68-0938	19	14	2
68-0982	25	12	1
68-3005	25	32	1
68-3015	23	34	1
68-3015	23	41	1
68-3019	23	38	1
68-3021	21	19	1
68-3021	23	32	1
68-3036	25	45	1
68-3045	25	2	1
68-3053	25	25	1
68-3054	25	24	2
68-3055	25	26	1
68-3056	25	7	1
68-3058	25	23	1
68-3073	23	46	1
68-3076	25	39	2
68-3078	23	46	1
68-3089	23	46	1
68-3089	67	—	1
68-3093	23	46	1
68-3095	25	5	1
68-3100	23	42	1
68-3107	23	34	1
68-3114	21	18	1
68-3115	21	17	1
68-3118	25	22	1
68-3120	21	18	1
68-3120	21	31	1
68-3127	23	40	1
68-3128	21	29	1
68-3150	23	40	1
68-3151	21	29	1
68-3158	25	47	1
68-3160	25	46	1
68-3168	17	18	1
68-3169	29	23	1
68-3178	21	16	2
68-3180	25	44	1
68-3181	21	31	1
68-3182	23	41	1
68-3194	23	49	1
68-3218	31	34	2
68-3229	23	43	1
68-3264	27	43	1
68-3270	5	—	—
68-3270	29	—	1
68-3280	31	43	1
68-3281	29	28	3
68-3282	29	29	3
68-3283	29	27	1
68-3287	29	18	3
68-3299	23	35	1
68-3301	25	8	1
68-3303	23	33	1
68-3305	29	21	1
68-3308	29	19	1
68-3320	29	22	1
68-3321	29	17	3
68-4597	33	13	1
68-4835	39	19	2
68-4980	55	23	1
68-5050	47	41	1
68-8013	57	64	1

Spares number	Page number	Key number	Per set
68-8016	57	68	1
68-8019	57	65	1
68-8367	43	24	2
68-8382	35	51	2
68-9226	57	45	2
68-9467	69	8	1
70-1670	19	2	1
70-6848	33	35	2
70-7351	57	42	2
70-7793	29	12	1
70-7821	11	51	1
70-7821	13	27	2
70-7844	17	36	1
70-7878	17	38	1
70-8039	17	4	—
70-8213	9	23	1
70-8214	9	24	2
70-8259	53	2	2
70-8310	29	10	1
70-8782	27	14	1
70-8782	29	5	2
70-8896	17	15	1
70-9104	21	7	1
70-9114	29	2	1
70-9126	27	12	1
70-9217	31	45	1
70-9526	19	1	2
70-9526	21	14	2
70-9809	21	6	1
70-9809	25	36	1
70-9816	27	15	1
70-9816	29	4	2
70-9888	13	9	1
71-0827	13	25	1
71-1003	15	12	3
71-1044	31	54	1
71-1065	29	7	2
71-1105	15	26	1
71-1106	15	2	1
71-1108	17	25	1
71-1126	19	30	1
71-1146	19	20	1
71-1148	19	34	2
71-1151	5	—	—
71-1165	13	2	4
71-1166	13	1	8
71-1177	13	3	4
71-1346	15	15	1
71-1347	15	11	1
71-1420	31	56	1
71-1421	11	50	1
71-1421	13	26	2
71-1424	19	27	2
71-1430	11	49	2
71-1432	31	51	1
71-1433	13	19	1
71-1436	25	14	1
71-1437	27	1	1
71-1464	13	24	1
71-1467	11	26	1
71-1468	9	16	2
71-1710	41	11	1
71-1860	65	7	2
71-1957	15	14	4
71-2043	13	8	1
71-2045	13	18	1
71-2207	11	36	1
71-2210	67	11	1
71-2222	13	4	4
71-2277	25	27	1
71-2280	27	10	1
71-2283	41	9	2
71-2296	19	32	1
71-2300	13	31	4

Spares number	Page number	Key number	Per set
71-2307	11	48	1
71-2309	9	25	1
71-2310	5	—	—
71-2311	5	—	—
71-2313	5	—	—
71-2333	11	37	1
71-2344	33	34	1
71-2346	35	52	1
71-2348	35	49	1
71-2366	13	32	4
71-2370	19	3	1
71-2382	41	11	1
71-2413	5	—	—
71-2413	19	16	1
71-2415	19	15	1
71-2416	19	33	1
71-2417	19	17	1
71-2418	19	21	1
71-2419	19	35	1
71-2669	67	16	1
71-2673	67	17	1
71-2677	67	1	1
71-2681	67	9	1
71-2682	67	5	1
71-2683	67	4	1
71-2684	67	10	1
71-2685	67	10	1
71-2686	67	10	1
71-2687	67	13	1
71-2689	67	8	1
71-2690	67	14	4
71-2691	67	2	3
71-2692	67	3	4
71-2693	67	3	4
71-2694	67	3	4
71-2695	67	3	4
71-2697	67	6	1
71-2699	67	6	1
71-2701	67	6	1
71-2704	67	7	1
71-2706	67	—	1
71-2708	67	—	1
71-2710	67	18	2
71-2713	67	12	1
71-2742	17	21	1
71-2744	33	7	1
71-2884	67	18	2
71-2885	67	18	2
71-3178	6	—	—
71-3179	6	—	—
71-4116	25	41	1
75-0053	27	25	1
75-0156	17	34	2
75-2719	13	15	4
75-2719	41	5	4
75-2725	41	4	2
75-3143	27	27	1
75-4909	57	55	4
75-9089	69	10	1
76-0012	25	18	1
76-0138	19	11	1
76-0291	25	15	1
76-0293	27	36	2
76-0293	57	44	2
76-0308	9	18	1
76-0378	9	17	1
76-4116	29	1	4
82-1335	45	1	2
82-3017	57	49	1
82-4717	33	18	2
82-4717	39	5	2
82-4717	53	36	4
82-6981	63	20	1

NUMERICAL INDEX—continued

Spares number	Page number	Key number	Per set	Spares number	Page number	Key number	Per set	Spares number	Page number	Key number	Per set
82-7021	35	64	1	83-3507	57	39	1	97-4085	47	66	1
82-7387	37	6	1	83-3522	33	20	2	97-4102	47	63	1
82-7431	61	50	1	83-3525	61	45	2	97-4112	57	57	4
82-8245	45	11	1	83-3565	53	10	1	97-4166	45	4	2
82-8245	53	30	1	83-3602	39	10	2	97-4207	47	47	1
82-8255	33	16	2	83-3612	53	35	4	97-4248	61	45	2
82-8382	35	61	1	83-3633	41	1	1	97-4258	45	3	2
82-9046	45	29	2	83-3642	35	59	1	97-4270	53	5	1
82-9063	57	47	1	83-3764	33	22	2	97-4272	53	5	1
82-9065	57	48	2	83-3781	43	30	1	97-4315	45	23	1
82-9353	33	14	1	83-3793	37	27	1	97-4317	45	5	2
82-9561	63	8	2	83-3815	35	53	1	97-4318	45	5	2
82-9782	57	66	1	83-3833	57	35	1	97-4338	5	—	—
				83-3834	57	63	1	97-4338	45	—	1
83-0002	57	41	2	83-3849	33	8	1				
83-1560	35	63	1	83-3875	57	52	1				
83-2007	45	9	2	83-3925	57	39	1				
83-2110	35	36	1	83-3927	57	39	1				
83-2111	35	37	1	83-4010	43	23	1				
83-2209	45	32	2	83-4011	43	29	1				
83-2211	47	46	2	83-4012	43	4	1				
83-2262	55	30	1	83-4013	43	4	1				
83-2266	51	17	1	83-4014	43	21	1				
83-2508	33	12	3	83-4015	43	12	1				
83-2512	33	11	1	83-4086	33	26	1				
83-2513	37	19	1	83-4118	57	36	1				
83-2521	37	20	4	83-4256	57	56	1				
83-2571	39	4	1	83-4316	55	30	1				
83-2597	33	3	1								
83-2623	43	1	1	89-3208	27	17	1				
83-2624	43	9	1								
83-2625	43	3	1	90-6219	53	3	2				
83-2627	37	26	1								
83-2640	41	12	1	97-0095	47	62	1				
83-2651	39	16	2	97-0435	47	60	1				
83-2656	51	40	1	97-1527	45	36	2				
83-2666	37	15	1	97-1529	45	35	2				
83-2689	37	9	1	97-1580	47	38	2				
83-2690	37	22	1	97-1581	47	39	2				
83-2691	37	21	2	97-1797	47	61	1				
83-2692	37	23	4	97-2221	45	37	2				
83-2726	53	19	1	97-2266	47	42	1				
83-2727	53	11	1	97-2270	45	21	1				
83-2728	53	12	1	97-2270	53	29	1				
83-2749	43	22	1	97-2291	45	2	2				
83-2750	43	17	1	97-2720	47	65	1				
83-2768	39	8	1	97-3682	45	20	1				
83-2776	57	46	1	97-3875	47	58	1				
83-2786	53	33	1	97-3893	47	67	2				
83-2797	43	2	1	97-3894	27	9	2				
83-2798	43	2	1	97-3894	31	40	2				
83-2799	43	13	2	97-3894	47	68	2				
83-2800	57	40	1	97-3894	53	34	4				
83-2801	57	40	1	97-3947	45	16	2				
83-2802	5	—	—	97-3996	47	52	2				
83-2802	35	65	1	97-4001	47	57	2				
83-2829	35	60	1	97-4002	47	56	2				
83-2834	53	1	1	97-4003	47	50	2				
83-2841	39	17	2	97-4004	47	55	2				
83-2844	33	23	1	97-4007	45	10	2				
83-2854	39	15	2	97-4009	47	53	2				
83-2860	37	16	1	97-4010	47	51	2				
83-2867	41	17	1	97-4011	45	13	2				
83-3021	57	35	1	97-4012	47	48	2				
83-3061	33	2	1	97-4020	47	49	2				
83-3068	57	70	2	97-4021	53	6	4				
83-3082	37	38	2	97-4022	53	7	4				
83-3142	33	5	1	97-4026	63	24	1				
83-3181	57	62	1	97-4026	63	30	1				
83-3182	57	60	1	97-4028	45	7	1				
83-3207	39	21	2	97-4031	45	8	2				
83-3213	53	32	2	97-4033	45	19	1				
83-3292	43	27	1	97-4058	45	30	1				
83-3295	33	17	1	97-4060	45	30	1				
83-3417	43	15	4	97-4076	47	54	2				
83-3504	57	39	1	97-4084	47	47	1				