



REPLACEMENT PARTS LIST

A65 LIGHTNING
A65 FIREBIRD SCRAMBLER
A65 THUNDERBOLT
A50 ROYAL STAR

FROM ENGINE NUMBERS & FRAME NUMBERS

A65LC - 11101
A65FC - 11101
A65TC - 11101
A50RC - 11101

Catalogue Number 00-5145

1969



01527 454158
sales@classicbikeshop.co.uk
www.classicbikeshop.co.uk

Classic Motorcycle Parts for BSA, Triumph, Norton, AMC, Matchless and More.

Spares include Exhausts, Silencers, British and Custom Seats, Brake and Wheel Components, Lucas Equipment, Cafe Racer Parts, Engine and Frame Parts and thousands more items.



Classic Bike Shop Ltd is a long established business with its roots dating back to the 1950's. Based in Redditch Worcestershire. We provide an online mail order service supplying classic motorcycle parts directly to customers both locally and worldwide. We have an extensive range of classic bike parts and spares for Triumph, BSA, Norton, AMC, Matchless models and other vintage bikes. We also have a section on the website for cafe racers, bobbers and custom bikes if you are looking for something a little different to get that unique look.



CATALOGUE OF



FOR

A65 LIGHTNING

A65 FIREBIRD SCRAMBLER

A65 THUNDERBOLT

A50 ROYAL STAR

ISSUED BY

B.S.A. MOTOR CYCLES LTD.

Service Department, Armoury Road,
Birmingham II

TELEPHONE 021-772-2381

TELEGRAMS "SELMOTO BIRMINGHAM"

B.S.A. MOTOR CYCLES LTD.

Registered Offices and Works: ARMOURY ROAD, BIRMINGHAM II

Telephone: 021-772-2381

Telegrams and Cables: "SELMOTO BIRMINGHAM"

Contractors to Her Majesty's Government, the War Office, the Admiralty, the Post Office, the Colonial and Foreign Governments

Publication Reference 00-5145— June, 1969.

Printed in England by B.S.A. Press

Please Note!

Replacement parts or accessories must be of B.S.A. origin or as approved by B.S.A. Motor Cycles Ltd.

In this respect your attention is drawn to the Terms and Conditions of B.S.A. Guarantee.

ABBREVIATIONS

L	=	A65 LIGHTNING
T	=	A65 THUNDERBOLT
R	=	A50 ROYAL STAR
F	=	A65 FIREBIRD SCRAMBLER

PRICES:

No price codes are quoted in this list. For prices please refer to the Master Price List No. 00-5125.

Wherever possible details of thread form and size are quoted after description of nuts, bolts, screws, studs and washers. Such as: 14-7006 socket screw ($\frac{1}{4}$ " U.N.C. \times 1") = $\frac{1}{4}$ " diameter unified coarse thread, 1" long under head.

Vital components, which are manufactured from special material, are indicated by a sign and the British Standard symbol for the material is quoted at the foot of the page.

SUFFIX NUMBERS TO BE USED TO IDENTIFY VARYING FINISHES

When ordering components with varying finishes, please state finish required by adding the *appropriate number to part number*.

EXAMPLE:—Petrol tank, flamboyant blue, chrome panels and single white line 68-8003/174.

PETROL TANK

Flamboyant red, chrome panels, single white line	/176
Peony red, ivory panels, single gold line	/223
Black, chrome panels, single white line	/233

MUDGUARDS

Black, single white line	/234
Flamboyant red, single white line	/177

OTHER PARTS

Chrome	/3
Black	/7
Silver	/165
Flamboyant red	/170
Peony	/226

PISTON CHART

Model	Ratio	Bore Size	Piston Complete	Compression Ring	Scraper Ring
A50	9.0	Standard	68-434	68-296 68-354 (taper)	68-299
A50	9.0	- 1/2 mm.	68-436	68-297 68-355 (taper)	68-300
A50	9.0	+ 1 mm.	68-438	68-298 68-356 (taper)	68-301
A65	7.5	Standard	68-819	68-256 68-357 (taper)	68-259
A65	7.5	- 1/2 mm.	68-820	68-257 68-358 (taper)	68-260
A65	7.5	+ 1 mm.	68-821	68-258 68-359 (taper)	68-261
A65	9.0	Standard	68-906	68-256 68-357 (taper)	68-259
A65	9.0	- 1/2 mm.	68-908	68-257 68-358 (taper)	68-260
A65	9.0	+ 1 mm.	68-910	68-258 68-359 (taper)	68-261

CARBURETTORS AND SETTINGS

Amal Ltd., Holdford Road, Witton, Birmingham, England.

Model	B.S.A. Number	Amal Number	Main Jet	Pilot Jet	Throttle Slide	Needle Jet	Needle Position
A65 Lightning (left-hand)	*19-2405	L.930-22	190	20	2½	.106	2
A65 Lightning (right-hand)	*19-2404	R.930-21	190	20	2½	.106	2
A65 Firebird (left-hand)	*19-2413	L.930-25	190	25	2½	.106	3
A65 Firebird (right-hand)	*19-2412	R.930-24	190	25	2½	.106	3
A65 Thunderbolt	19-2406	R.928-2	230	20	3½	.106	1
A50 Royal Star	19-2407	R.626-7	200	25	3½	.106	2

*These carburetters are "handed" by machining of the pilot air and throttle stop screws.

STEERING LOCK AND KEY

Lock No.	Key No.	Lock No.	Key No.	Lock No.	Key No.
EJR 1	19-5151	EJR 18	19-5168	EJR 35	19-5185
EJR 2	19-5152	EJR 19	19-5169	EJR 36	19-5186
EJR 3	19-5153	EJR 20	19-5170	EJR 37	19-5187
EJR 4	19-5154	EJR 21	19-5171	EJR 38	19-5188
EJR 5	19-5155	EJR 22	19-5172	EJR 39	19-5189
EJR 6	19-5156	EJR 23	19-5173	EJR 40	19-5190
EJR 7	19-5157	EJR 24	19-5174	EJR 41	19-5191
EJR 8	19-5158	EJR 25	19-5175	EJR 42	19-5192
EJR 9	19-5159	EJR 26	19-5176	EJR 43	19-5193
EJR 10	19-5160	EJR 27	19-5177	EJR 44	19-5194
EJR 11	19-5161	EJR 28	19-5178	EJR 45	19-5195
EJR 12	19-5162	EJR 29	19-5179	EJR 46	19-5196
EJR 13	19-5163	EJR 30	19-5180	EJR 47	19-5197
EJR 14	19-5164	EJR 31	19-5181	EJR 48	19-5198
EJR 15	19-5165	EJR 32	19-5182	EJR 49	19-5199
EJR 16	19-5166	EJR 33	19-5183	EJR 50	19-5200
EJR 17	19-5167	EJR 34	19-5184		

INDEX

<i>Plate</i>		<i>Page</i>
	ASSEMBLIES	9
1	CYLINDER HEAD	10 - 11
2	CYLINDER, EXHAUST PIPES	12 - 13
3	CRANKSHAFT, PISTONS, CONNECTING RODS	14 - 15
4	CRANKCASE, ALTERNATOR	16 - 17
5	OIL PUMP, GEARBOX SPROCKET	18 - 19
6	GEAR CLUSTER, CAMSHAFT	20 - 21
7	INNER TIMING COVER, GEARCHANGE MECHANISM	22 - 23
8	OUTER TIMING COVER, KICKSTART, FOOTCHANGE	24 - 25
9	CLUTCH	26 - 27
10	FRAME, BATTERY CARRIER, FOOTRESTS	28 - 31
11	SWINGING ARM, REAR BRAKE CONTROL	32 - 33
12	FOLDING FOOTRESTS, ENGINE SHIELD	34 - 35
13	OIL TANK, TOOLBOX, SILENCER	36 - 37
14	SIDECOVERS, AIR CLEANER	38 - 39

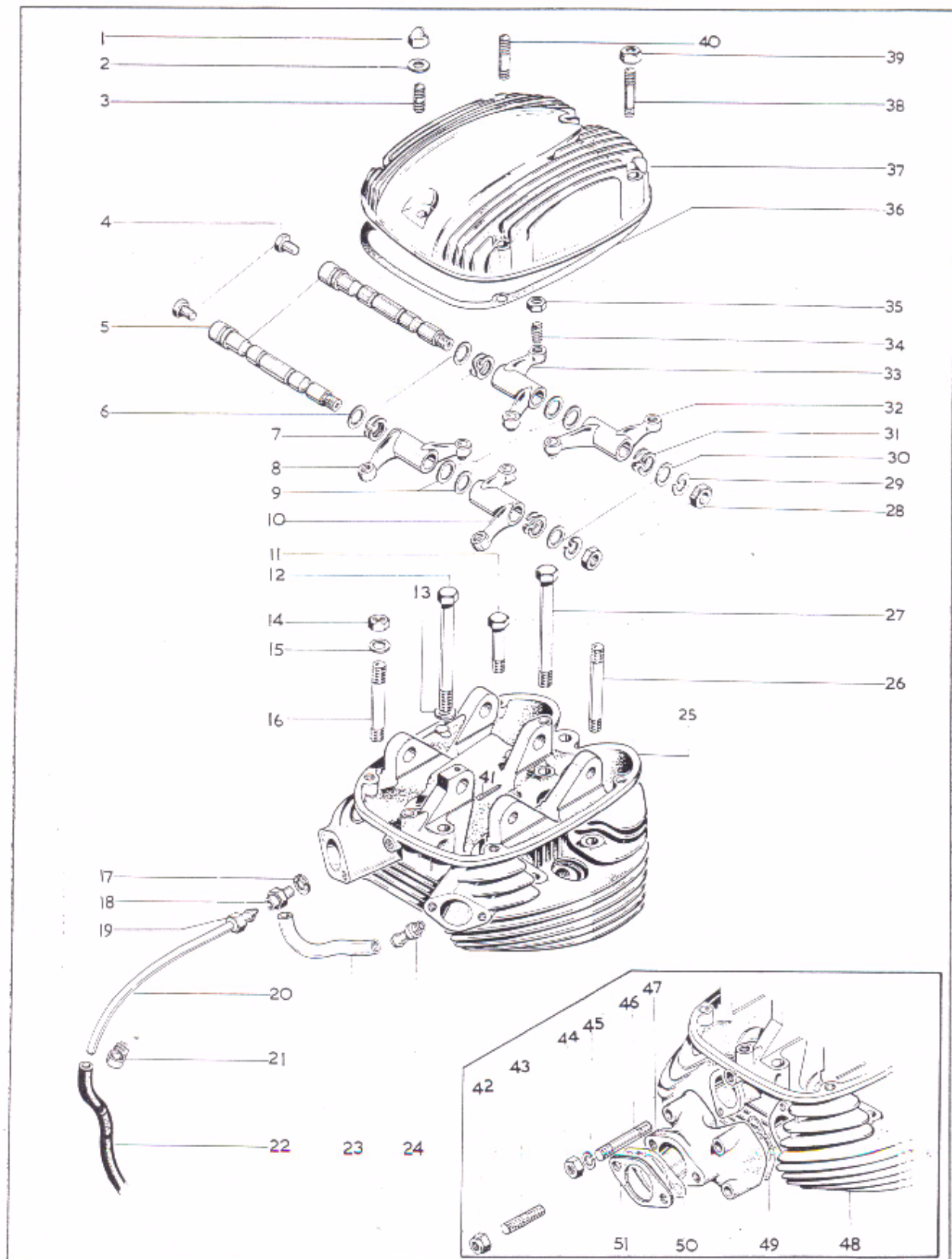
INDEX—continued

<i>Plate</i>		<i>Page</i>
15	STEERING HEAD	40 - 41
16	FRONT FORK	42 - 43
17	FRONT WHEEL	44 - 45
18	REAR WHEEL	46 - 47
19	FRONT MUDGUARDS	48 - 49
20	REAR MUDGUARD, CHAINGUARD	50 - 51
21	STEEL PETROL TANK, TWIN SEAT	52 - 53
22	FIBRE-GLASS PETROL TANK, HANDLEBAR	54 - 57
23	ELECTRICAL EQUIPMENT	58 - 63
24	CARBURETTERS	64 - 65
25	TOOLS	66 - 67
26	CARRIER AND PANNIERS	68 - 69
27	SAFETY BARS	70 - 71
	NUMERICAL INDEX	72 - 78

ASSEMBLIES COMPLETE

<i>Model</i>	<i>Spares No.</i>	<i>Description</i>
L	70-9236	Engine/gearbox unit (standard gears 20T gearbox sprocket).
F	70-9391	Engine/gearbox unit (standard gears 20T gearbox sprocket).
T	70-9220	Engine/gearbox unit (standard gears 20T gearbox sprocket).
R	70-9262	Engine/gearbox unit (standard gears 18T gearbox sprocket).
L	70-9218	Engine/gearbox unit (crankshaft gears 20T gearbox sprocket).
L, T, F	68-733	Crankshaft and flywheel assembly.
R	68-737	Crankshaft and flywheel assembly.
L, T, R, F	68-3270	Clutch complete.
L, T, R, F	68-941	Oil pump complete.
L, T, R, F	82-9567	Frame complete.
L, T, R, F	97-3624	Front fork complete.
L, T, R, F	37-3405	Front wheel with spindle and bearings.
L, T, R, F	37-3404	Front hub with spindle and bearings.
L, T, R, F	68-6145	Rear wheel with spindle and bearings.
L, T, R, F	68-6114	Rear hub with spindle and bearings.

Plate 1



CYLINDER HEAD

Model	Code	Spares No.	Description	Per Set
R		00-3170	Decoke gasket set	
L, T, F		00-3169	Decoke gasket set	
R		00-3312	Full gasket set	
L, T, F		00-3311	Full gasket set	
L, T, R, F	1.	68-137	Domed nut, rocker box ($\frac{1}{4}$ " B.S.C.)	2
L, T, R, F	2.	2-525	Washer, rocker box studs ($\frac{1}{4}$ " \times $\frac{1}{2}$ " \times .048")	6
L, T, R, F	3.	68-87	Rocker box stud, rear ($\frac{1}{4}$ " B.S.C./B.S.F. \times 29/32")	
L, T, R, F	3.	68-876	Rocker box stud, front ($\frac{1}{4}$ " B.S.C./B.S.F. \times 1-17/32")	
L, T, R, F	4.	68-344*	Bolt, rocker spindle ($\frac{1}{4}$ " WHIT.)	2
L, T, R, F	5.	68-192	Rocker spindle, inlet and exhaust	2
L, T, R, F	6.	40-158	Thrust washer, rocker	2
L, T, R, F	7.	40-156	Spring washer, rocker	2
L, T, R, F	8.	68-147	Inlet rocker, left-hand	
L, T, R, F	9	40-158	Thrust washer, rocker	4
L, T, R, F	10.	68-149	Inlet rocker, right-hand	
L, T, R, F	11.	67-283*	Bolt, short, cylinder head ($\frac{3}{8}$ " B.S.F. \times 1 $\frac{1}{2}$ ")	
L, T, R, F	12.	68-337*	Bolt, long, cylinder head, rear ($\frac{3}{8}$ " B.S.F. \times 4 $\frac{1}{16}$ ")	2
L, T, R, F	13.	2-923	Washer, head to barrel	2
L, T, R, F	14.	40-483*	Stud nut, cylinder head ($\frac{3}{8}$ " B.S.C.)	4
L, T, R, F	15.	2-2138	Washer, head to barrel ($\frac{3}{8}$ " \times $\frac{3}{4}$ " \times $\frac{1}{16}$ ")	7
L, T, R, F	16.	68-79*	Stud, short, cylinder head ($\frac{3}{8}$ " B.S.C./B.S.F. \times 2-13/16")	2
L, T, R, F	17.	76-378	Fibre washer, oil feed union	
L, T, R, F	18.	76-308	Adaptor, rocker oil feed pipe	
L, T, R, F	19.	29-2089	Nut, rocker oil feed pipe	
L, F	20.	68-927	Rocker oil feed pipe	
T, R	20.	68-925	Rocker oil feed pipe	
L, T, R, F	21.	62-263	Clip, oil feed pipe	2
L, F	22.	68-923	Rubber connection, oil feed pipe	
T, R	22.	68-924	Rubber connection, oil feed pipe	
L, F	23.	70-8213	Inlet balance pipe	
L, F	24.	70-8214	Balance pipe spigot	2
L, F	25.	68-879	Cylinder head with fixed fittings	
L, T, R, F	26.	68-81*	Stud, long, cylinder head ($\frac{3}{8}$ " B.S.C./B.S.F. \times 3 $\frac{1}{8}$ ")	2
L, T, R, F	27.	68-337	Bolt, long, cylinder head, front	2
L, T, R, F	28.	2-449	Nut, rocker spindle	2
L, T, R, F	29.	2-522	Washer, rocker spindle (.390" \times .750" \times .056")	2
L, T, R, F	30.	40-157	Thrust washer, rocker	2
L, T, R, F	31.	40-156	Spring washer, rocker	2
L, T, R, F	32.	68-153	Exhaust rocker, right-hand	
L, T, R, F	33.	68-151	Exhaust rocker, left-hand	
L, T, R, F	34.	68-155	Adjuster screw, rocker ($\frac{5}{16}$ " B.S.C.)	4
L, T, R, F	35.	24-563	Adjuster nut, rocker ($\frac{5}{16}$ " B.S.C.)	4
L, T, R, F	36.	70-8319	Rocker box gasket	
L, T, R, F	37.	68-830	Rocker box cover	
L, T, R, F	38.	68-138	Stud, long, rocker box ($\frac{1}{4}$ " B.S.F./B.S.C.)	2
L, T, R, F	39.	2-2395	Stud nut, rocker box ($\frac{1}{4}$ " B.S.C.)	4
L, T, R, F	40.	68-143	Stud, short, rocker box ($\frac{1}{4}$ " B.S.F./B.S.C.)	2
L, T, R, F	41.	60-2684	Oilway split pin	
T, R	42.	42-4476	Nut, carburetter mounting ($\frac{5}{16}$ " B.S.C.)	2
T, R	43.	68-18	Stud, carburetter mounting ($\frac{5}{16}$ " B.S.F./B.S.C.)	2
T, R	44.	40-3226	Nut, manifold to head ($\frac{1}{4}$ " B.S.C.)	4
T, R	45.	24-978	Washer, for nut line 44 ($\frac{1}{4}$ " \times $\frac{7}{16}$ " \times .040")	4
T, R	46.	68-67	Stud, manifold to head ($\frac{1}{4}$ " B.S.F./B.S.C.)	4
R	47.	68-223	Inlet manifold	
T	47.	68-224	Inlet manifold	
R	48.	68-881	Cylinder head, with fixed fittings	
T	48.	68-844	Cylinder head, with fixed fittings	
T, R	49.	68-71	Gasket, manifold to head	2
T, R	50.	65-1417	Gasket, carburetter to manifold	
T, R	51.	70-7821	Insulating washer, carburetter	

*Special material: 4.—EN14B. 11.—EN15. 12.—EN14B. 14.—EN14B. 16.—EN15. 26.—EN15.

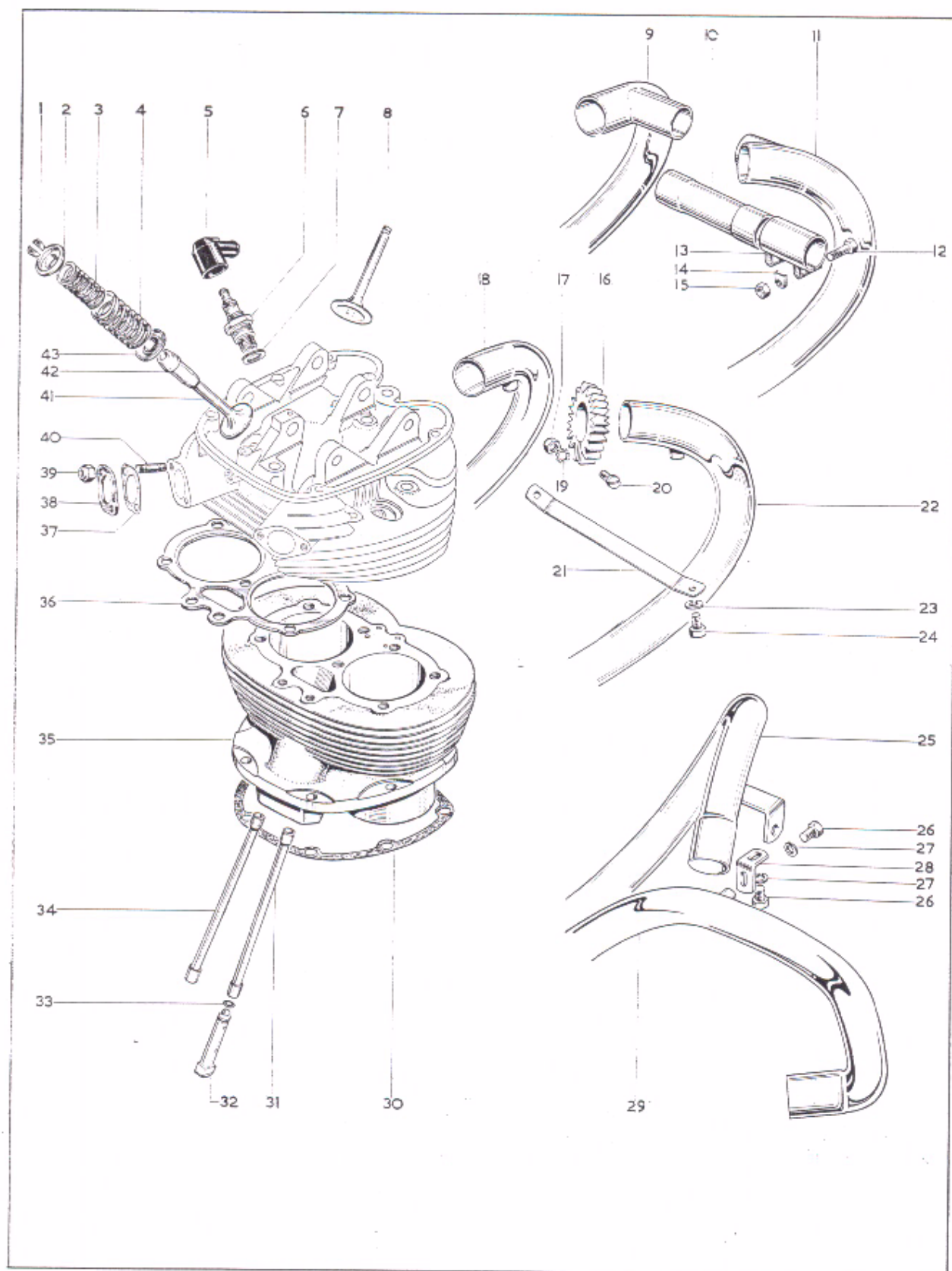
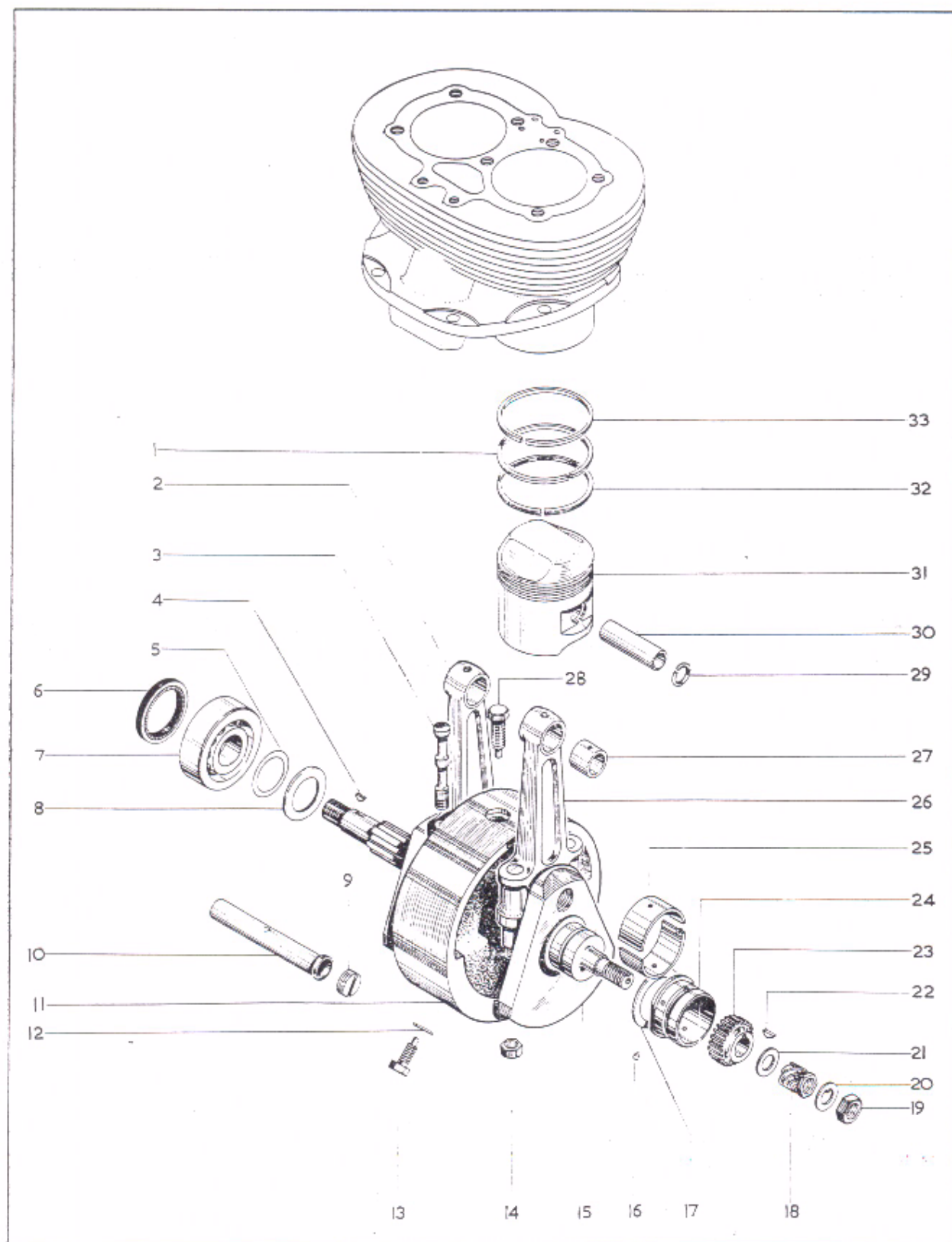


Plate 2

CYLINDER BARREL, EXHAUST PIPES, VALVES

Model	Code	Spares No.	Description	Per Set
L, T, R, F	1.	68-158	Collet, valve springs	8
L, T, R, F	2.	68-166	Top collar, valve springs	4
L, T, R, F	3.	68-805	Inner valve spring	4
L, T, R, F	4.	68-930	Outer valve spring	4
L, T, R, F	5.	19-7625	Spark plug cover (Champion WC.548)	2
L, F	6.	19-7606	Spark plug (Champion N3)	2
L, R	6.	19-7616	Spark plug (Champion N4)	2
L, T, R, F	7.	66-102	Spark plug washer	2
R	8.	68-662	Exhaust valve	2
L, T, F	8.	68-663	Exhaust valve	2
L, T	9.	70-9127	Exhaust pipe, left-hand	
L, T	10.	70-9890	Cross tube, exhaust pipe	
L, T	11.	70-9130	Exhaust pipe, right-hand	
L, T	12.	14-204	Bolt, cross tube clip ($\frac{1}{4}$ " U.N.F. \times $1\frac{1}{8}$ ")	4
L, T	13.	70-9627	Cross tube clip	2
L, T	14.	70-9626	Cap, cross tube clip	8
L, T	15.	14-301	Nut, for bolt line 12 ($\frac{1}{4}$ " U.N.F.)	4
L, T, R, F	16.	42-2848	Finned collar, exhaust pipes	2
L, T, R, F	17.	14-301	Nut, for screw line 20 ($\frac{1}{4}$ " U.N.F.)	2
R	18.	68-2789	Exhaust pipe, left-hand	
L, T, R, F	19.	29-541	Lockwasher, for nut line 17	2
L, T, R, F	20.	14-609	Screw, finned collar ($\frac{1}{4}$ " U.N.F. \times $1\frac{1}{4}$ ")	2
R	21.	68-2794	Tie bracket, exhaust pipes	
R	22.	68-2791	Exhaust pipe, right-hand	
R	23.	2-1462	Spring washer, for bolt line 24 ($\frac{1}{4}$ ")	2
F	24.	2-220	Bolt, tie bracket to exhaust pipe ($\frac{1}{4}$ " B.S.C. \times $\frac{3}{8}$ ")	2
F	25.	70-9198	Exhaust pipe, left-hand	
F	26.	14-101	Bolt, tie bracket to exhaust pipe ($\frac{1}{4}$ " U.N.F. \times $\frac{1}{2}$ ")	2
F	27.	2-1462	Spring washer, for bolt line 26 ($\frac{1}{4}$ ")	2
F	28.	70-9705	Tie bracket, exhaust pipe	
F	29.	70-9200	Exhaust pipe, right-hand	
L, T, R, F	30.	70-7823	Cylinder base gasket	
R	31.	68-365	Inlet push rod	2
L, T, F	31.	68-370	Inlet push rod	2
L, T, R, F	32.	68-362	Inlet and exhaust tappet	4
L, T, R, F	33.	68-163	Tappet circlip	4
R	34.	68-367	Exhaust push rod	2
L, T, F	34.	68-372	Exhaust push rod	2
L, T, F	35.	68-886	Cylinder barrel	
R	35.	68-888	Cylinder barrel	
L, T, F	36.	68-827	Cylinder head gasket	
L, F	37.	65-1417	Carburettor gasket	2
L, F	38.	70-7821	Carburettor insulating washer	2
L, F	39.	42-4476	Nut, carburettor stud ($\frac{5}{16}$ " B.S.C.)	4
L, F	40.	68-18	Carburettor stud ($\frac{5}{16}$ " B.S.C./U.S.F. $1\frac{3}{4}$ ")	4
R	41.	68-661	Inlet valve	2
L, T, F	41.	68-665	Inlet valve	2
L, T, R, F	42.	68-809	Valve guide, inlet and exhaust	4
L, T, R, F	43.	68-931	Bottom. cup. valve spring	4



CRANKSHAFT

Model	Code	Spares No.	Description	Per Set
L, T, F	1.	68-357*	Taper piston ring, centre	2
R	1.	68-354*	Taper piston ring, centre	2
L, T, R, F	2.	68-649	Connecting rod complete, less big-end shell, left-hand	
L, T, R, F	3.	67-1536†	Connecting rod bolt ($\frac{5}{16}$ " B.S.C.)	4
L, T, R, F	4.	41-673	Crankshaft key, rotor	
L, T, R, F	5.	68-633	Crankshaft shim (.003")	as reqd.
L, T, R, F	5.	68-634	Crankshaft shim (.005")	as reqd.
L, T, R, F	5.	68-635	Crankshaft shim (.010")	as reqd.
L, T, R, F	6.	67-674	Crankcase oil seal, drive-side	
L, T, R, F	7.	68-625	Crankshaft bearing, drive-side (Hoffman RM.11L)	
L, T, R, F	8.	68-638	Shim retaining clip	
L, T, R, F	9.	68-184	Crankshaft oil tube plug	
L, T, R, F	10.	68-185	Crankshaft oil tube	
L, T, F	11.	68-676	Flywheel only	
R	11.	68-680	Flywheel only	
L, T, R, F	12.	68-582	Washer for flywheel bolts ($\frac{3}{8}$ ")	3
L, T, R, F	13.	68-580†	Flywheel bolt ($\frac{3}{8}$ " B.S.C.)	2
L, T, R, F	14.	75-6594	Nut for connecting rod bolt ($\frac{5}{16}$ " B.S.C.)	4
L, T, R, F	15.	68-734	Crankshaft only	
L, T, R, F	16.	67-793	Dowel, crankshaft bush	
L, T, R, F	17.	68-685	Thrust washer, crankshaft bush	
L, T, R, F	18.	68-50	Pinion, oil pump drive	
L, T, R, F	19.	67-643	Crankshaft nut, gear-side	
L, T, R, F	20.	67-644	Lockwasher, for nut line 19	
L, T, R, F	21.	67-645	Washer, pump drive pinion	
L, T, R, F	22.	40-3150	Key, crankshaft pinion	
L, T, R, F	23.	67-339	Crankshaft pinion	
L, T, R, F	24.	68-657	Crankshaft bush (standard)	
L, T, R, F	24.	68-647	Crankshaft bush (.010" undersize)	
L, T, R, F	24.	68-648	Crankshaft bush (.020" undersize)	
L, T, R, F	25.	67-1430	Connecting rod big-end shell (standard)	4
L, T, R, F	25.	67-1431	Connecting rod big-end shell (.010" undersize)	4
L, T, R, F	25.	67-1432	Connecting rod big-end shell (.020" undersize)	4
L, T, R, F	25.	67-1433	Connecting rod big-end shell (.030" undersize)	4
L, T, R, F	26.	68-53	Connecting rod complete, less big-end shell, right-hand	
L, T, R, F	27.	67-298	Connecting rod small-end bush	2
L, T, R, F	28.	68-581	Flywheel bolt, oil tube location	
L, T, R, F	29.	66-954	Gudgeon pin circlip	4
L, T, F	30.	65-440	Gudgeon pin	2
R	30.	68-263	Gudgeon pin	2
L, T, F	31.	68-906*	Piston complete (9 to 1 ratio)	2
R	31.	68-434*	Piston complete (9 to 1 ratio)	2
L, T, F	32.	68-259*	Piston scraper ring	2
R	32.	68-299*	Piston scraper ring	2
L, T, F	33.	68-256*	Top piston ring	2
R	33.	68-296*	Top piston ring	2

*See page 4 for piston details.

†Special material: 3.—EN24. 13.—EN24.

Plate 4

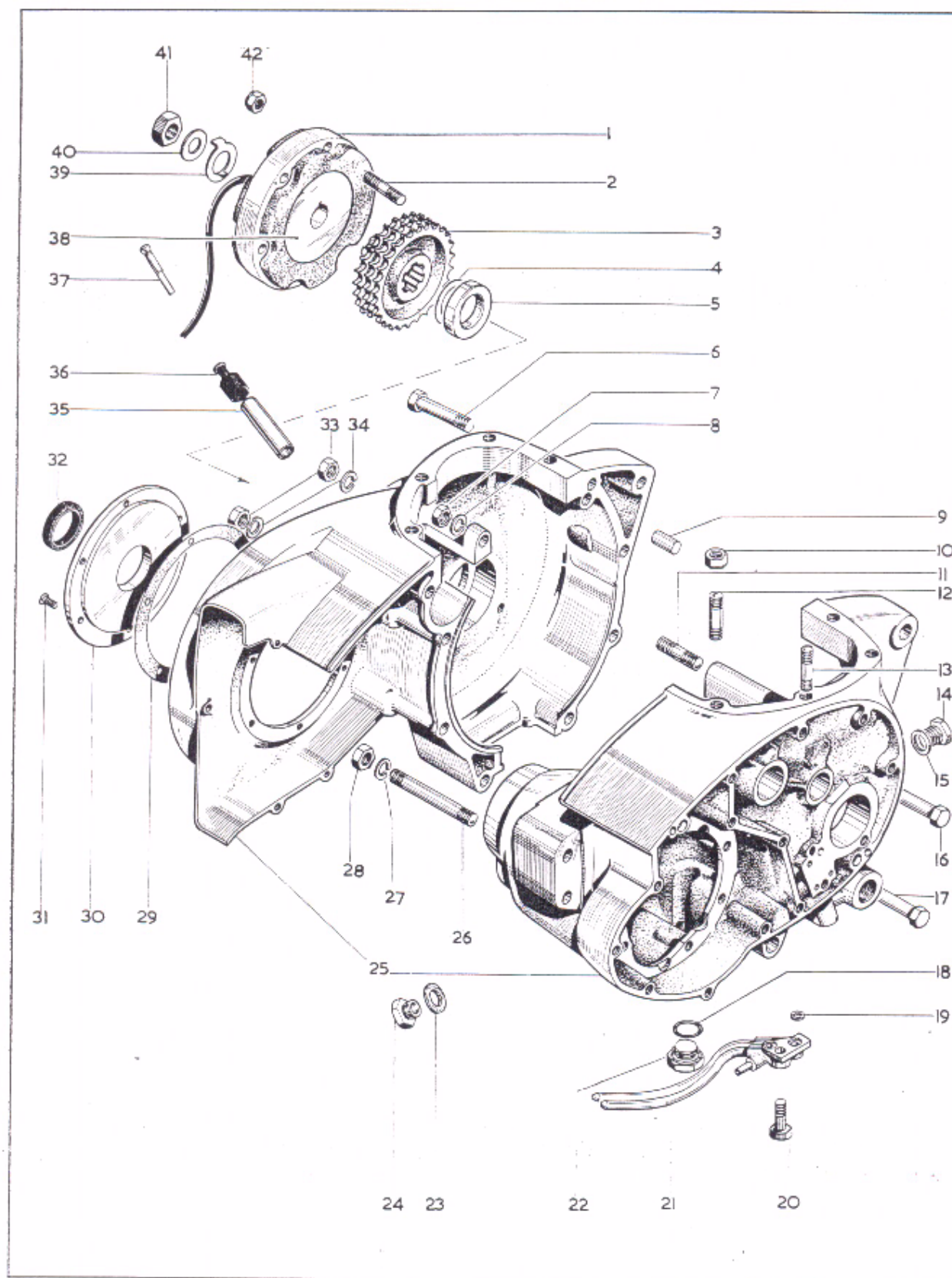


Plate 4

CRANKCASE

Model	Code	Spares No.	Description	Per Set
L, T, R, F	1.	19-1262	Stator (Lucas 47205)	
L, T, R, F	2.	14-1621*	Stud, stator mounting ($\frac{5}{16}$ " U.N.F./U.N.C. $\times 1\frac{1}{2}$ ")	3
L, T, R, F	3.	68-205	Engine sprocket (28T)	
L, T, R, F	4.	40-66	Shim (.010"), engine sprocket	as reqd.
L, T, R, F	4.	40-69	Shim (.015"), engine sprocket	as reqd.
L, T, R, F	5.	68-688	Distance piece, engine sprocket	
L, T, R, F	6.	14-221	Bolt, crankcase top front ($\frac{5}{16}$ " U.N.F. $\times 2$ ")	2
L, T, R, F	7.	14-302	Nut, crankcase stud ($\frac{5}{16}$ " U.N.F.)	
L, T, R, F	8.	24-8784	Spring washer, for nut line 7	
L, T, R, F	9.	27-1589	Dowel, crankcase	
L, T, R, F	10.	14-302	Nut, barrel to crankcase ($\frac{5}{16}$ " U.N.F.)	8
L, T, R, F	11.	21-1849	Stud, top centre crankcase ($\frac{5}{16}$ " U.N.F./U.N.C. $\times 1\frac{1}{2}$ ")	
L, T, R, F	12.	21-1845*	Stud, barrel to crankcase ($\frac{5}{16}$ " U.N.F./U.N.C. $\times 1\frac{7}{16}$ ")	6
L, T, R, F	13.	21-1846*	Stud, barrel to crankcase ($\frac{5}{16}$ " U.N.F./U.N.C. $\times 1\frac{7}{16}$ ")	2
L, T, R, F	14.	21-1872	Sealing plug, crankcase	
L, T, R, F	15.	70-8896	Sealing plug washer	
L, T, R, F	16.	14-6221	Bolt, crankcase front ($\frac{5}{16}$ " U.N.C. $\times 2$ ")	
L, T, R, F	17.	14-226	Bolt, crankcase bottom ($\frac{5}{16}$ " U.N.F. $\times 3\frac{1}{4}$ ")	
L, T, R, F	18.	68-3168	'O' ring, for drain plug line 22	
L, T, R, F	19.	68-588	'O' ring, oil pipe union	2
L, T, R, F	20.	21-1973	Bolt, oil pipe union to crankcase ($\frac{5}{16}$ " U.N.C. $\times \frac{7}{8}$ ")	
L, T, R, F	21.	68-942	Oil pipe union, crankcase	
L, T, R, F	22.	21-1857	Gearbox drain plug	
L, T, R, F	23.	15-203	Washer for plug line 24	
L, T, R, F	24.	57-3745	Cam plate plunger plug	
L, T, R, F	25.	70-9097	Crankcase complete with fixed fittings	
L, T, R, F	26.	21-1850	Stud, rear crankcase ($\frac{5}{16}$ " U.N.F./U.N.C. $\times 3\frac{7}{16}$ ")	3
L, T, R, F	27.	24-8784	Spring washer, for nut line 28	3
L, T, R, F	28.	14-302	Nut, crankcase stud	3
L, T, R, F	29.	40-241	Gasket, primary case back plate	
L, T, R, F	30.	68-235	Cover plate, primary case back	
L, T, R, F	31.	40-246	Screw, cover plate to crankcase	6
L, T, R, F	32.	68-235	Oil seal, primary case back plate	
L, T, R, F	33.	14-302	Nut, crankcase bolt ($\frac{1}{16}$ " U.N.F.)	2
L, T, R, F	34.	24-8784	Spring washer, for nut line 33 ($\frac{1}{16}$ " $\times \frac{5}{8}$ " $\times .040$ ")	4
L, T, R, F	35.	70-7844	Cable guide, alternator	
L, T, R, F	36.	68-209	Oil seal, cable guide	
L, T, R, F	37.	70-7878	Clip, alternator cable	
L, T, R, F	38.	19-8019	Rotor (Lucas 54213901)	
L, T, R, F	39.	68-325	Lockwasher, rotor nut	
L, T, R, F	40.	68-324	Washer, rotor nut	
L, T, R, F	41.	29-2023	Rotor nut ($\frac{5}{8}$ " U.N.F.)	
L, T, R, F	42.	21-1852*	Nut, stator mounting ($\frac{5}{16}$ " U.N.F.)	3

*Special material: 2.—EN16R. 12.—EN15. 13.—EN14B. 42.—EN8R.

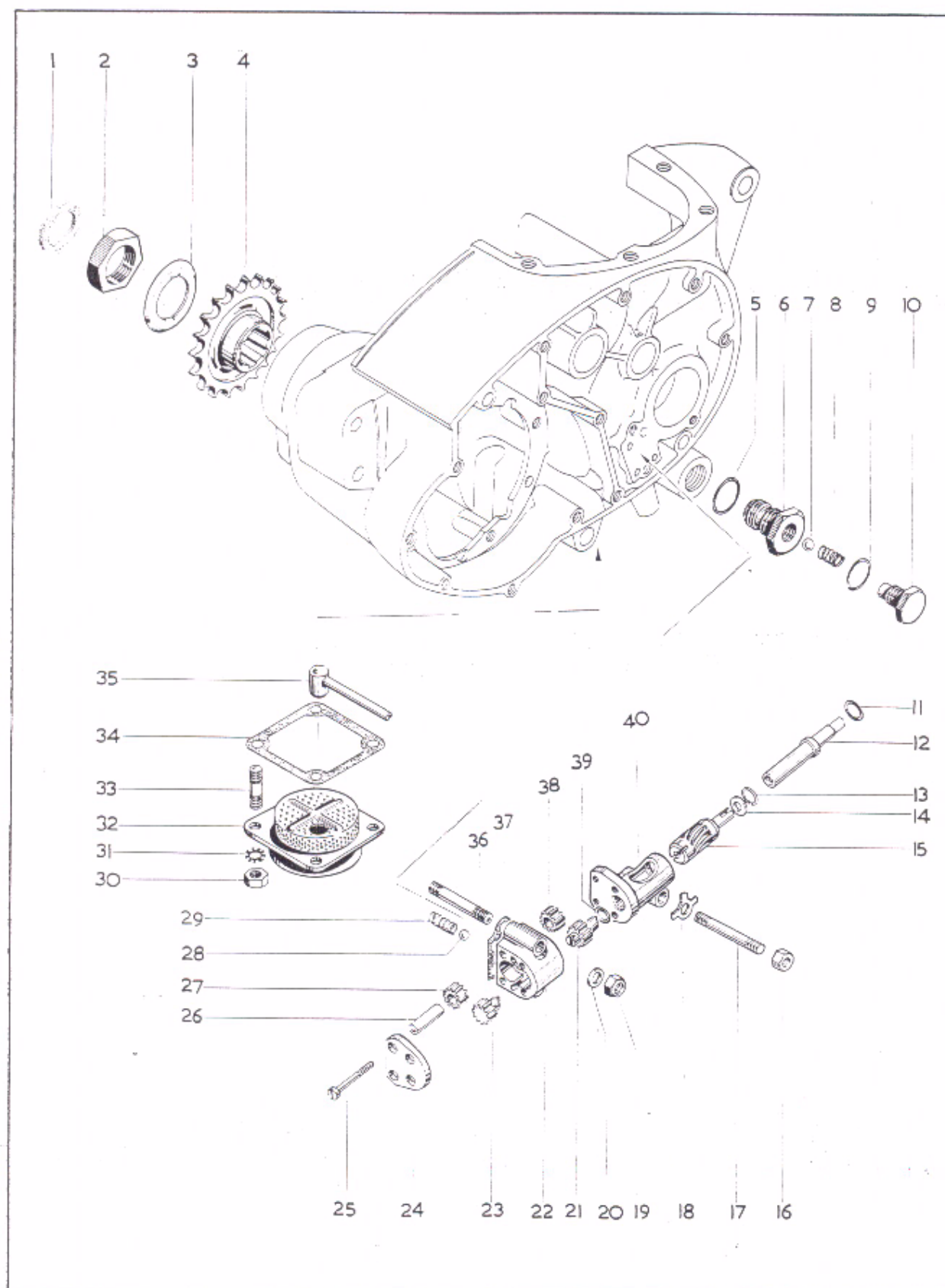


Plate 5

OIL PUMP, GEARBOX SPROCKET

Model	Code	Spares No.	Description	Per Set
L, T, R, F	1.	68-3194	Felt washer
L, T, R, F	2.	40-3051	Nut, gearbox ($1\frac{3}{16}$ " WHIT. 20 turns per inch)	..
L, T, R, F	3.	40-3121	Lockwasher, for nut line 2
R (Sidecar)	4.	68-3072	Gearbox sprocket (17T)
R (Solo)	4.	68-3093	Gearbox sprocket (18T)
L, T (Sidecar)	4.	68-3093	Gearbox sprocket (18T)
	4.	68-3078*	Gearbox sprocket (19T)
L, T, F (Solo)	4.	68-3073	Gearbox sprocket (20T)
	4.	68-3089*	Gearbox sprocket (21T)
L, T, R, F	5.	68-610	'O' ring, oil release valve
L, T, R, F	6.	70-9214	Oil release valve body
L, T, R, F	7.	90-241	Ball, oil release valve
L, T, R, F	8.	67-1496	Spring, oil release valve
L, T, R, F	9.	68-611	'O' ring, release valve plug
L, T, R, F	10.	70-9216	Oil release valve plug
L, F	11.	68-588	'O' ring, revolution counter drive pin
L, F	12.	68-586	Revolution counter drive pin
L, T, R, F	13.	42-158	Circlip, oil pump drive spindle
L, T, R, F	14.	42-157	Retaining washer, oil pump spindle
L, T, R, F	15.	68-310	Driving spindle, oil pump
L, T, R, F	16.	14-301	Nut, for stud line 17 ($\frac{1}{4}$ " U.N.F.)
L, T, R, F	17.	21-1848†	Stud, oil pump spindle housing ($\frac{1}{4}$ " U.N.F./U.N.C. $\times 2\frac{7}{16}$ ")
L, T, R, F	18.	76-138	Lockwasher, for nut line 16
L, T, R, F	19.	14-901	Nut, for stud line 36 ($\frac{1}{4}$ " U.N.F. Nyloc)	2
L, T, R, F	20.	68-938	Washer, for nut line 19	2
L, T, R, F	21.	67-1403	Oil pump feed gear, driver
L, T, R, F	22.	68-934	Oil pump body
L, T, R, F	23.	67-1405	Oil pump scavenge gear, driver
L, T, R, F	24.	68-936	Oil pump end plate
L, T, R, F	25.	68-937	Screw, oil pump end plate	4
L, T, R, F	26.	67-1387	Spindle, oil pump driven gears
L, T, R, F	27.	67-1406	Oil pump scavenge gear, driven
L, T, R, F	28.	1-4675	Ball, non-return valve ($\frac{1}{4}$ " diameter)
L, T, R, F	29.	68-353	Spring, non-return valve
L, T, R, F	30.	14-301	Nut, for stud line 33	4
L, T, R, F	31.	29-541	Lockwasher, for nut line 30	4
L, T, R, F	32.	67-1285	Crankcase scavenge cover
L, T, R, F	33.	14-1401	Stud, scavenge cover	4
L, T, R, F	34.	67-1288	Gasket, scavenge cover
L, T, R, F	35.	68-560	Scavenge oil pipe
L, T, R, F	36.	21-1848†	Stud, oil pump body mounting	2
L, T, R, F	37.	68-939	Gasket, oil pump body to crankcase
L, T, R, F	38.	67-1404	Oil pump driven feed gear
L, T, R, F	39.	68-289	'O' ring, oil pump spindle housing
L, T, R, F	40.	68-935	Oil pump spindle housing
		70-9213	Oil release valve assembly
		68-941	Oil pump complete

*Alternative sprockets.

†Special material: 17.—EN14B. 36.—EN14B.

Plate 6

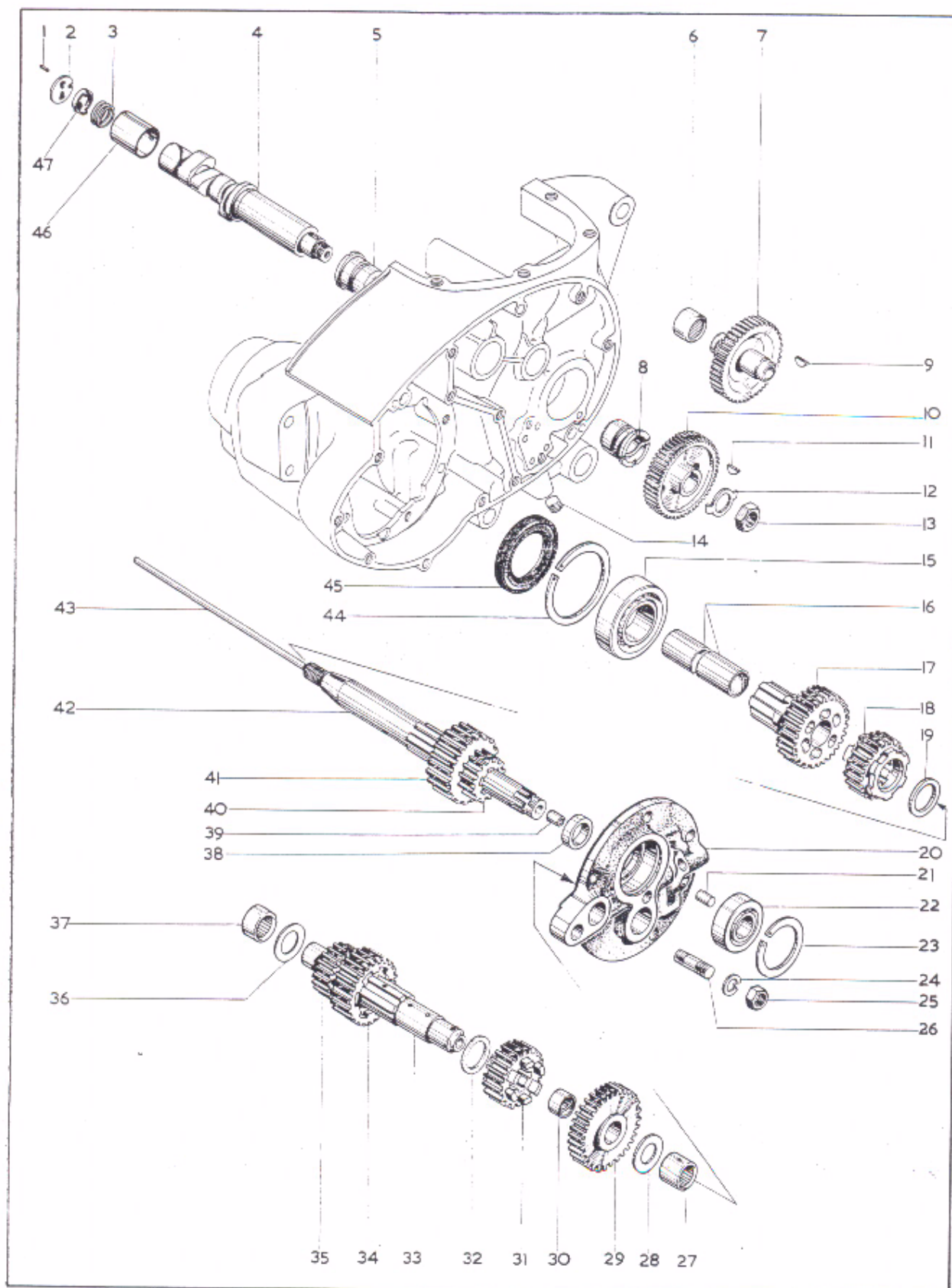


Plate 6

GEAR CLUSTER, CAMSHAFT

Model	Code	Spares No.	Description	Per Set
L, T, R, F	1.	40-28	Breather disc peg	
L, T, R, F	2.	68-130	Static breather disc	
L, T, R, F	3.	68-132	Breather valve spring	
L, T, F	4.	68-473	Camshaft	
R	4.	68-103	Camshaft	
L, T, R, F	5.	68-25	Camshaft bush, gear-side	
L, T, R, F	6.	70-9809	Idler pinion bearing bush	
L, T, R, F	7.	70-9104	Idler pinion, timing gear	
L, T, R, F	8.	68-25	Camshaft bush, gear-side	
L, T, R, F	9.	27-1386	Key, idler pinion	
L, T, R, F	10.	67-338	Camshaft pinion	
L, T, R, F	11.	40-118	Key, camshaft pinion	
L, T, R, F	12.	67-685	Lockwasher, camshaft pinion	
L, T, R, F	13.	24-7000	Nut, camshaft pinion ($\frac{1}{2}$ " B.S.C.)	
L, T, R, F	14.	70-9526	Screwed plug, scavenge oil hole	
L, T, R, F	15.	57-448	Bearing, mainshaft drive-side	2
L, T, R, F	16.	68-3178	Bush, mainshaft top gear	2
L, T, R, F	17.	68-3115	Mainshaft top gear (23T)	
L, T, R, F	18.	68-3120	Mainshaft second gear (22T)	
L, T, R, F	18.	68-3114*	Mainshaft second gear (23T)	
L, T, R, F	19.	68-3021	Spacing washer, mainshaft	
L, T, R, F	20.	68-3184	Bearing plate cover	
L, T, R, F	21.	68-30	Dowel, bearing plate	
L, T, R, F	22.	57-3621	Bearing, mainshaft gear-side (Hoffman LS.8)	
L, T, R, F	23.	67-3028	Circlip, mainshaft bearing	
L, T, R, F	24.	24-8784	Spring washer, for nut line 24	5
L, T, R, F	25.	14-302	Nut, bearing plate stud ($\frac{5}{16}$ " U.N.F.)	5
L, T, R, F	26.	14-1619†	Stud, gearbox bearing plate ($\frac{5}{16}$ " U.N.C./U.N.F. $\times 1\frac{1}{4}$ ")	5
L, T, R, F	27.	42-3075	Bearing, layshaft gear-side (Torrington B.1212-OH)	
L, T, R, F	28.	42-3079	Thrust washer, layshaft	
L, T, R, F	29.	68-3151	Layshaft first gear (26T)	
L, T, R, F	29.	68-3128*	Layshaft first gear (24T)	
L, T, R, F	30.	67-3093	Bush, layshaft first gear	
L, T, R, F	31.	68-3120	Layshaft third gear (22T)	
L, T, R, F	31.	68-3181*	Layshaft third gear (18T)	
L, T, R, F	32.	68-3021	Spacing washer, layshaft	
L, T, R, F	33.	68-3303	Gearbox layshaft	
L, T, R, F	34.	68-3015	Layshaft second gear (26T)	
L, T, R, F	34.	68-3107*	Layshaft second gear (25T)	
L, T, R, F	35.	68-3299	Layshaft top gear (17T)	
L, T, R, F	36.	42-3079	Thrust washer, layshaft (.113"—.115")	as reqd.
L, T, R, F	36.	42-3212	Thrust washer, layshaft (.120"—.122")	as reqd.
L, T, R, F	36.	42-3213	Thrust washer, layshaft (.127"—.129")	as reqd.
L, T, R, F	37.	68-34	Bearing, layshaft drive-side (Torrington 12121-OH)	
L, T, R, F	38.	68-3019	Spacer, mainshaft	
L, T, R, F	39.	68-3027	Bush, clutch push rod	
L, T, R, F	40.	68-3150	Mainshaft first gear (14T)	
L, T, R, F	40.	68-3127*	Mainshaft first gear (16T)	
L, T, R, F	41.	68-3015	Mainshaft third gear (26T)	
L, T, R, F	41.	68-3182*	Mainshaft third gear (22T)	
L, T, R, F	42.	68-3100	Gearbox mainshaft with push rod bush	
L, T, R, F	43.	68-3229	Clutch push rod	
L, T, R, F	44.	68-24	Circlip, mainshaft bearing drive-side	
L, T, R, F	45.	68-27	Oil seal, mainshaft bearing	
L, T, R, F	46.	68-22	Camshaft bush, drive-side	
L, T, R, F	47.	68-131	Rotary breather valve	

*Close ratio gears.

†Special material: 26.—EN16R.

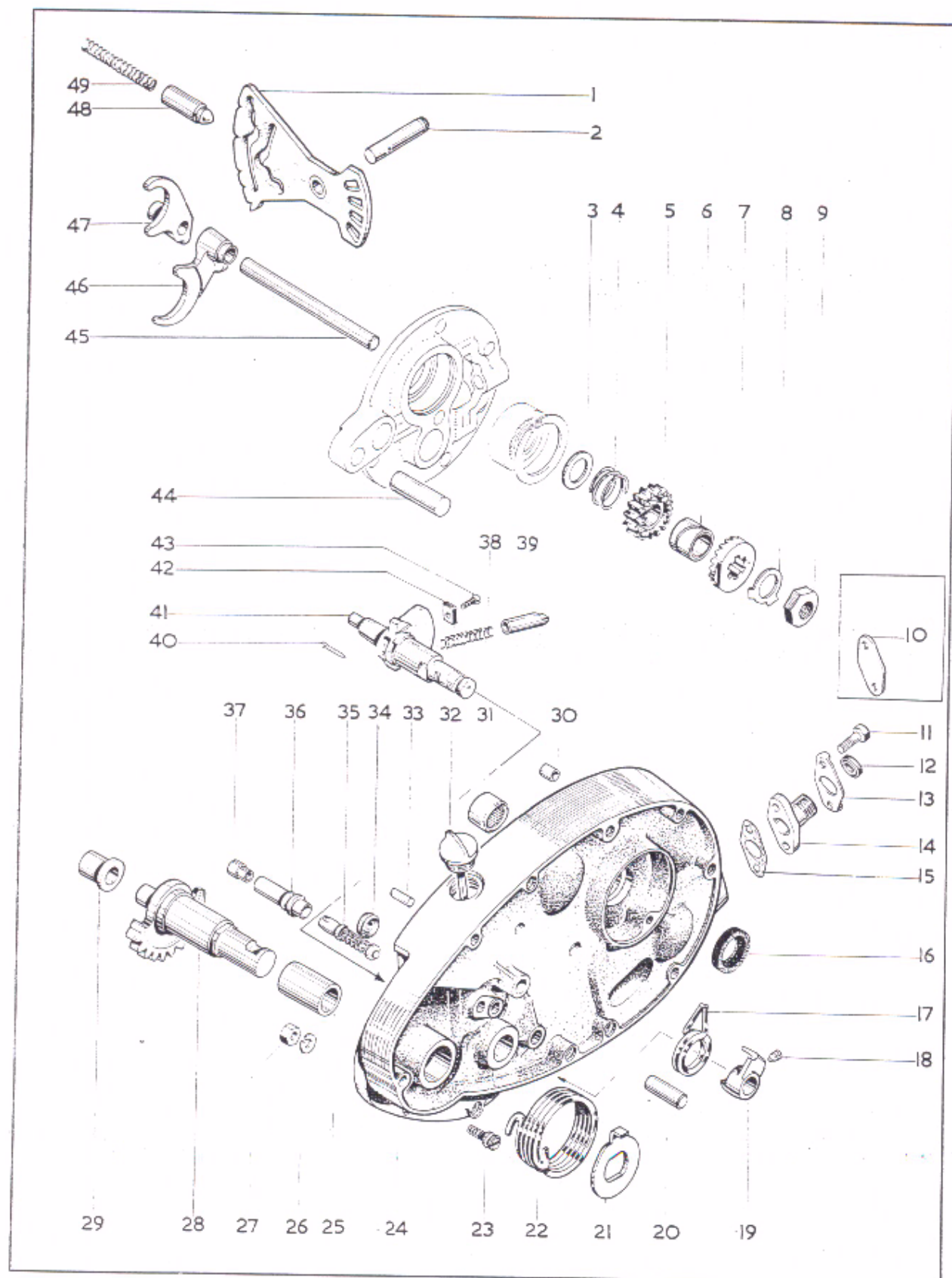


Plate 7

INNER TIMING COVER, GEARCHANGE MECHANISM

Model	Code	Spares No.	Description	Per Set
	1.	68-3187	Gearchange cam plate (first sets only)	
L, T, R, F	1.	57-2767	Gearchange cam plate (after first sets)	
L, T, R, F	2.	68-3045	Cam plate pivot	
L, T, R, F	3.	67-3161	Thrust washer, kickstart ratchet	
L, T, R, F	4.	67-3162	Spring, kickstart ratchet	
L, T, R, F	5.	68-3095	Kickstart ratchet pinion	
L, T, R, F	6.	67-3169	Bush, kickstart ratchet pinion	
L, T, R, F	7.	68-3056	Kickstart ratchet	
L, T, R, F	8.	68-3301	Lockwasher, kickstart assembly	
L, T, R, F	9.	67-3163*	Nut, kickstart assembly (9/16" B.S.C.)	
T, R	10.	42-166	Cover plate, inner timing cover	
L, T, R, F	11.	21-5370	Bolt for adaptor line 14 (2BA x 9/16")	2
L, F	12.	24-36	Sealing washer, revolution counter cable	
L, T, R, F	13.	68-982	Lockwasher, for bolt line 11	
L, F	14.	68-585	Adaptor for revolution counter cable	
L, T, R, F	15.	68-589	Gasket, for adaptor line 14 or cover line 10	
L, T, R, F	16.	40-3281	Oil seal, idler pinion spindle	
L, T, R, F	17.	68-3125	Return spring, gearchange	
L, T, R, F	18.	68-3118	Grab-screw, for stop plate line 19	
L, T, R, F	19.	68-3298	Stop plate, gearchange spring	
L, T, R, F	20.	68-3058	Anchor peg, gearchange spring	2
L, T, R, F	21.	68-3054	Spring plate, kickstart	
L, T, R, F	22.	68-3053	Kickstart return spring	
L, T, R, F	23.	68-3055	Anchor peg, kickstart spring	
L, T, R, F	24.	70-9482	Inner timing cover with fixed fittings	
L, T, R, F	25.	68-213	Bush, kickstart spindle, timing cover	
L, T, R, F	26.	24-978	Spring washer, for nut line 27	
L, T, R, F	27.	2-2395	Nut, kickstart spring anchor peg (1/4" B.S.C.)	
L, T, R, F	28.	68-3049	Kickstart spindle complete	
L, T, R, F	29.	68-3005	Bush, kickstart spindle	
L, T, R, F	30.	66-3074	Dowel, inner cover to case	2
L, T, R, F	31.	70-9809	Bush, idler pinion spindle	
L, T, R, F	32.	68-865	Dipstick, inner timing cover	
L, T, R, F	33.	40-394	Dowel, inner cover to case	2
L, T, R, F	34.	40-705	Grommet for contact breaker leads	
L, T, R, F	35.	68-3257	Connector, clutch cable	
L, T, R, F	36.	68-3259	Abutment, clutch cable	
L, T, R, F	37.	68-3263	Adaptor, clutch cable	
L, T, R, F	38.	68-3096	Plunger, gearchange quadrant	2
L, T, R, F	39.	68-3076	Spring, gearchange quadrant plunger	2
L, T, R, F	40.	60-2721	Split pin, quadrant plunger spring (3/32" x 5/8")	2
L, T, R, F	41.	68-3294	Gearchange quadrant complete	
L, T, R, F	42.	57-2630	Retainer, gearchange plunger	
L, T, R, F	43.	40-3323	Screw, plunger retainer (5BA x 1/16")	
L, T, R, F	44.	68-3180	Kickstart quadrant stop	
L, T, R, F	45.	68-3036	Spindle, selector forks	
L, T, R, F	46.	68-3160	Selector fork, layshaft	
L, T, R, F	47.	68-3158	Selector fork, mainshaft	
L, T, R, F	48.	68-98	Plunger, gearchange cam plate	
L, T, R, F	49.	68-101	Spring, cam plate plunger	

*Special material: 9.—EN15.

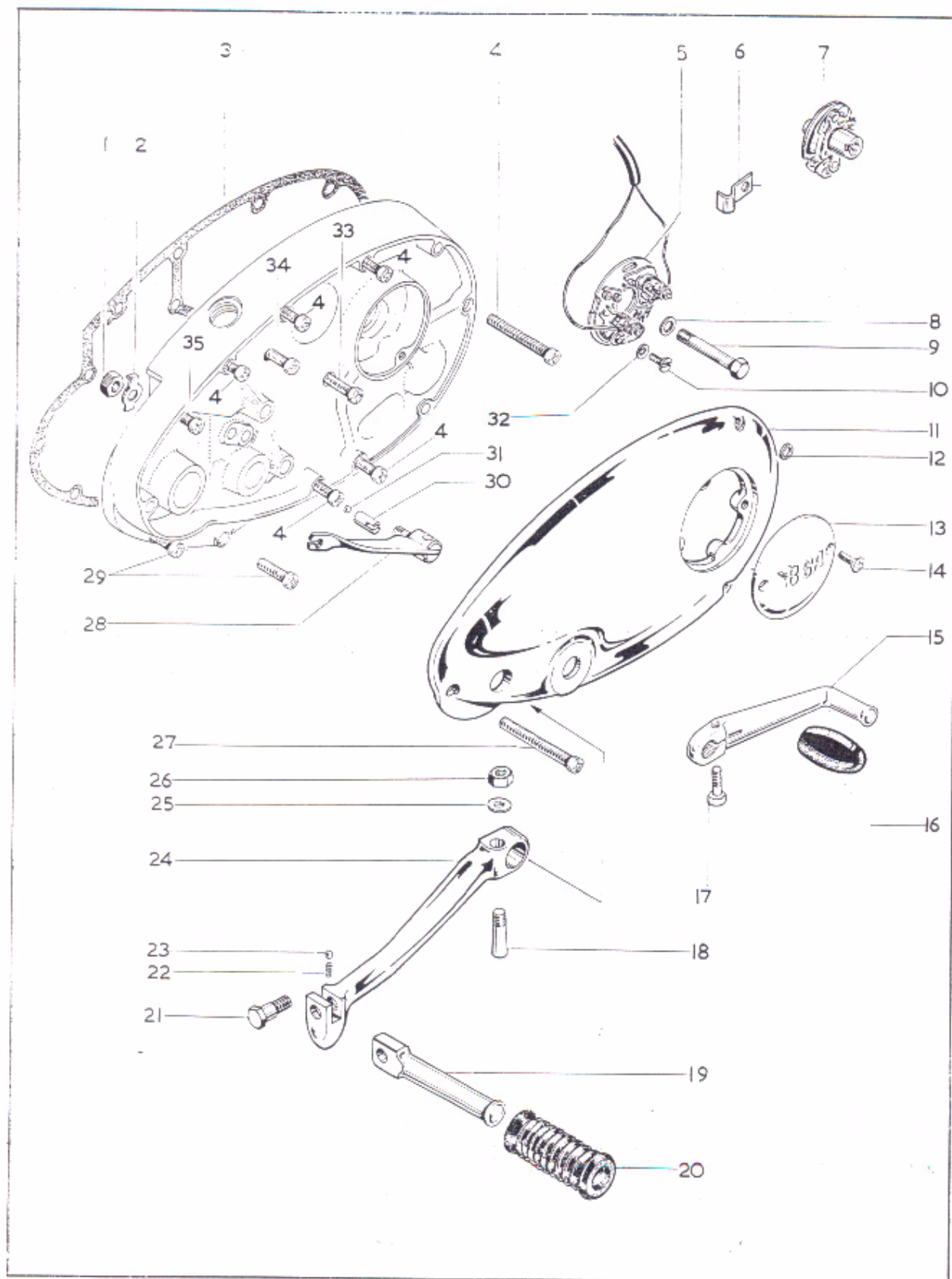
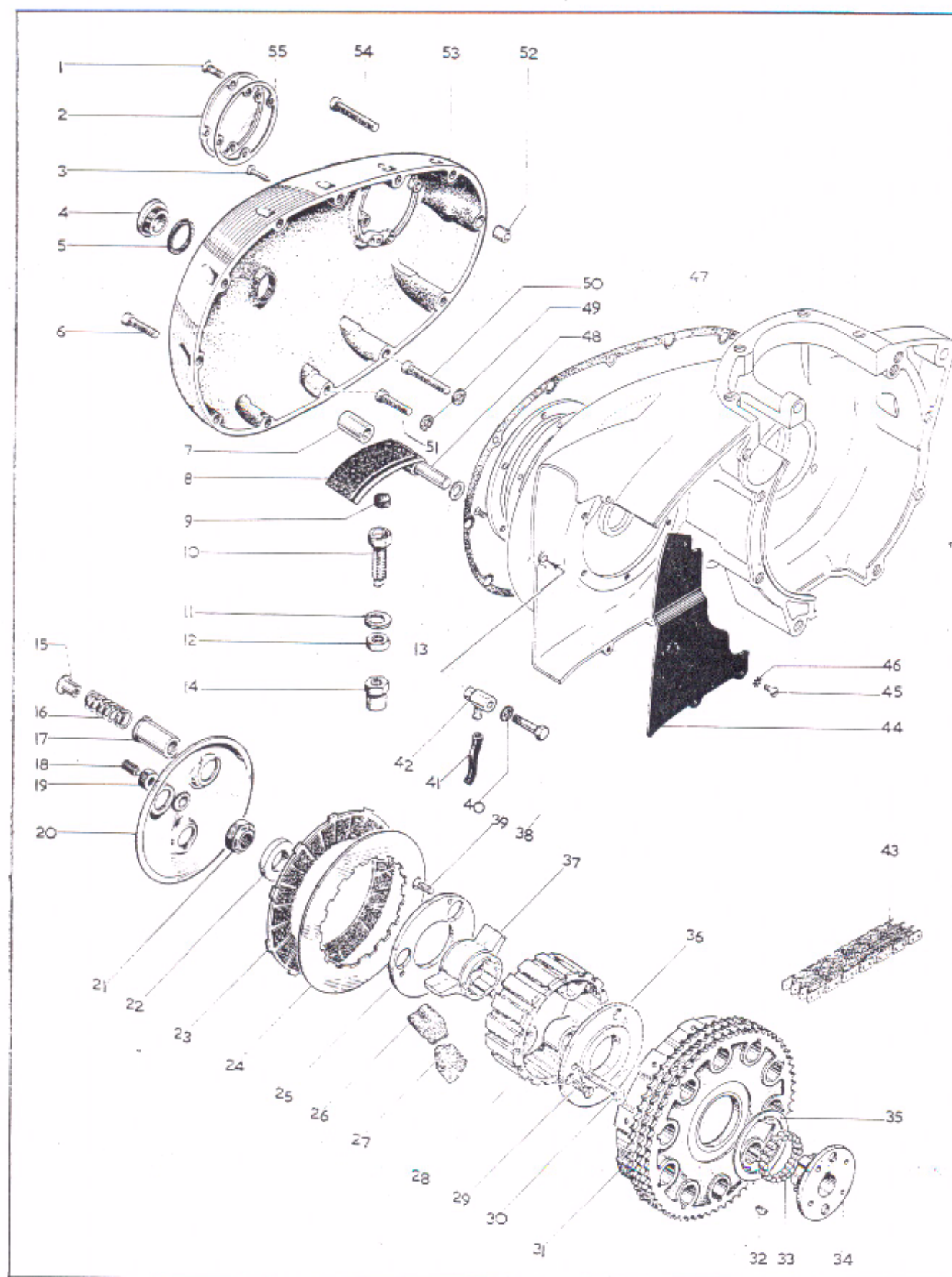


Plate 8

OUTER TIMING COVER, KICKSTART AND FOOTCHANGE

Model	Code	Spares No.	Description	Per Set
L. T. R. F	1.	24-563*	Nut, clutch lever fulcrum ($\frac{5}{16}$ " B.S.C.)	
L. T. R. F	2.	68-3067	Lockwasher, for nut line 1	
L. T. R. F	3.	70-7853	Gasket, inner timing cover	
L. T. R. F	4.	14-6613	Screw, long, inner timing cover ($\frac{1}{4}$ " U.N.C. \times 2 $\frac{1}{4}$ ")	6
L. T. R. F	5.	19-1841	Contact breaker (Lucas 54419097)	
L. T. R. F	6.	4-2203	Clip, contact breaker leads	
L. T. R. F	7.	19-1842	Auto-advance unit (Lucas 54419344)	
L. T. R. F	8.	68-331	Washer, for bolt line 9	
L. T. R. F	9.	14-208	Bolt, contact breaker cam to idler pinion spindle ($\frac{1}{4}$ " U.N.F. \times 2 $\frac{1}{4}$ ")	
L. T. R. F	10.	76-2514	Screw, contact breaker plate to cover (2BA \times 21/64")	2
L. T. R. F	11.	68-227	Outer timing cover	
L. T. R. F	12.	40-740	Sealing washer, top, outer cover screw	
L. T. R. F	13.	70-9126	Inspection cover, contact breaker	
L. T. R. F	14.	21-5375	Screw, contact breaker cover (2BA \times $\frac{3}{8}$ ")	2
L. T. R. F	15.	40-3073	Footchange pedal	
L. T. R. F	16.	89-3208	Rubber, footchange pedal	
L. T. R. F	17.	42-6554	Bolt, footchange pedal ($\frac{1}{4}$ " B.S.C. \times $\frac{3}{4}$ ")	
L. T. R. F	18.	2-2579	Cotter, kickstart crank	
L. T. R. F	19.	57-2646	Kickstart folding pedal	
L. T. R. F	20.	57-2759	Rubber, kickstart pedal	
L. T. R. F	21.	40-3084	Bolt, kickstart pedal ($\frac{5}{16}$ " B.S.C. \times 1 $\frac{3}{16}$ ")	
L. T. R. F	22.	40-3085	Spring, kickstart pedal	
L. T. R. F	23.	1-4675	Ball, kickstart pedal	
L. T. R. F	24.	57-2764	Kickstart crank complete	
L. T. R. F	24.	57-2652	Kickstart crank only	
L. T. R. F	25.	15-5155	Washer, for nut line 26 (.328" \times .505" \times .048")	
L. T. R. F	26.	2-2578	Nut, for cotter line 18 (.266" B.S.C.)	
L. T. R. F	27.	14-6614	Screw, outer cover ($\frac{1}{4}$ " U.N.C. \times 2")	3
L. T. R. F	28.	68-3311	Clutch lever complete	
L. T. R. F	29.	14-6606	Screw, inner timing cover ($\frac{1}{4}$ " U.N.C. \times $\frac{3}{4}$ ")	2
L. T. R. F	30.	68-3065	Plunger, clutch operating lever	
L. T. R. F	31.	65-2593	Ball, clutch lever plunger (7/32" diameter)	
L. T. R. F	32.	76-293	Washer, for screw line 10	2
L. T. R. F	33.	14-6610	Screw, medium, inner timing cover ($\frac{1}{4}$ " U.N.C. \times 1 $\frac{1}{2}$ ")	
L. T. R. F	34.	14-6612	Screw, inner timing cover ($\frac{1}{4}$ " U.N.C. \times 2")	
L. T. R. F	35.	14-6608	Screw, short, inner timing cover ($\frac{1}{4}$ " U.N.C. \times 1")	

*Special material: 1.—EN15.



CLUTCH AND PRIMARY CHAINCASE

Model	Code	Spares No.	Description	Per Set
L, T, R, F	1.	76-4116	Screw, inspection cover ($2BA \times \frac{7}{16}$ "	4
L, T, R, F	2.	70-9114	Inspection cover, primary case	
L, T, R, F	3.	68-841	Ignition timing pointer	
L, T, R, F	4.	70-9816	Plug, primary chaincase	2
L, T, R, F	5.	70-8782	Fibre washer, for plug line 4	2
L, T, R, F	6.	21-1854	Screw, short, primary cover ($\frac{1}{4}$ " U.N.C. $\times 1\frac{7}{16}$ "	6
L, T, R, F	7.	68-376	Spacer tube, tensioner pivot	
L, T, R, F	8.	70-8310	Tensioner, primary chain	
L, T, R, F	9.	68-249	Insert, tensioner screw	
L, T, R, F	10.	70-7793	Adjuster screw, tensioner ($\frac{7}{16}$ " B.S.F.)	
L, T, R, F	11.	68-861	Oil seal washer, tensioner screw	
L, T, R, F	12.	68-237	Adjuster locknut, tensioner ($\frac{7}{16}$ " B.S.F.)	
L, T, R, F	13.	15-804	Tensioner pivot washer	
L, T, R, F	14.	68-377	Cap nut, adjuster screw ($\frac{7}{16}$ " B.S.F.)	
L, T, R, F	15.	42-3199	Nut, clutch spring ($\frac{1}{4}$ " B.S.C.)	3
L, T, R, F	16.	68-3321	Clutch spring	3
L, T, R, F	17.	68-3287	Clutch spring cup	3
L, T, R, F	18.	68-3308	Clutch adjuster screw	
L, T, R, F	19.	14-403	Locknut, adjuster screw ($\frac{3}{8}$ " U.N.F.)	
L, T, R, F	20.	68-3305	Clutch pressure plate	
L, T, R, F	21.	68-3320	Clutch mainshaft nut	
L, T, R, F	22.	68-3169	Spacer, mainshaft nut	
L, T, R, F	23.	42-3192	Clutch driving plate	6
L, T, R, F	24.	57-1363	Clutch driven plate	6
L, T, R, F	25.	68-3283	Outer retaining plate, cush drive	
L, T, R, F	26.	68-3281	Cush drive rubber	3
L, T, R, F	27.	68-3282	Rebound rubber, cush drive	3
L, T, R, F	28.	68-3275	Clutch centre	
L, T, R, F	29.	42-3183	Screw, inner plate to centre ($1BA \times 35.64$ " countersunk)	3
L, T, R, F	30.	42-3189	Clutch spring pin ($\frac{1}{4}$ " B.S.C. $\times 1\frac{3}{4}$ "	3
L, T, R, F	31.	68-2773	Clutch chainwheel (58T)	
L, T, R, F	32.	68-3218	Key, sleeve to mainshaft	
L, T, R, F	33.	42-3206	Roller, clutch chainwheel	20
L, T, R, F	34.	68-3277	Clutch sleeve	
L, T, R, F	35.	68-3278	Thrust washer clutch sleeve	
L, T, R, F	36.	68-3280	Inner retaining plate, cush drive	
L, T, R, F	37.	68-3276	Spider, cush drive	
L, T, R, F	38.	70-9217	Bolt, rear chain oiler ($\frac{1}{4}$ " U.N.C. $\times 1\frac{3}{8}$ "	
L, T, R, F	39.	42-3183	Screw, outer plate to centre	3
L, T, R, F	40.	66-7518	Fibre washer, for bolt line 38	
L, T, R, F	41.	40-375	Pipe, rear chain oiler	
L, T, R, F	42.	68-383	Rear chain oiler	
L, T, R, F	43.	19-8639	Primary chain ($\frac{3}{8}$ " Triplex, 80 pitch)	
L, T, R, F	44.	68-360	Cover plate, rear crankcase	
L, T, R, F	45.	76-2514	Screw, cover plate ($2BA \times 21/64$ "	3
L, T, R, F	46.	29-3319	Lockwasher, for screw line 45 ($.200" \times .400" \times .021"$)	3
L, T, R, F	47.	70-7854	Gasket, primary chaincase cover	
L, T, R, F	48.	68-375	Tensioner pivot pin	
L, T, R, F	49.	40-740	Washer, for oil level and drain screws	2
L, T, R, F	50.	21-1855	Oil level screw	
L, T, R, F	51.	21-1856	Oil drain screw	
L, T, R, F	52.	66-3074	Hollow dowel	
L, T, R, F	53.	70-9112	Primary chain cover complete	
L, T, R, F	54.	14-6611	Screw, long, primary cover ($\frac{1}{4}$ " U.N.C. $\times 1\frac{3}{4}$ "	4
L, T, R, F	55.	68-840	Gasket, inspection cover	
L, T, R, F		68-3270	Clutch complete	

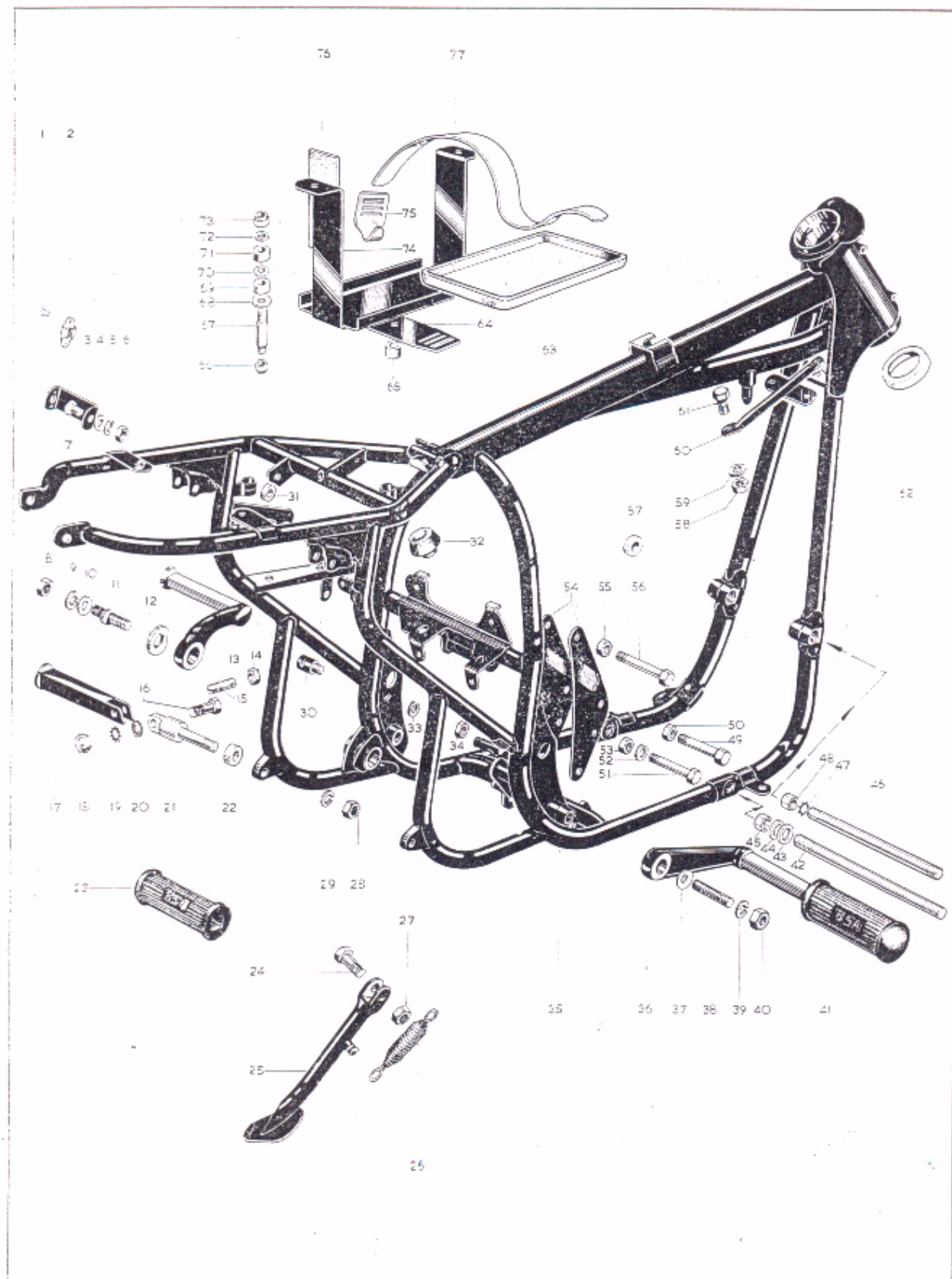
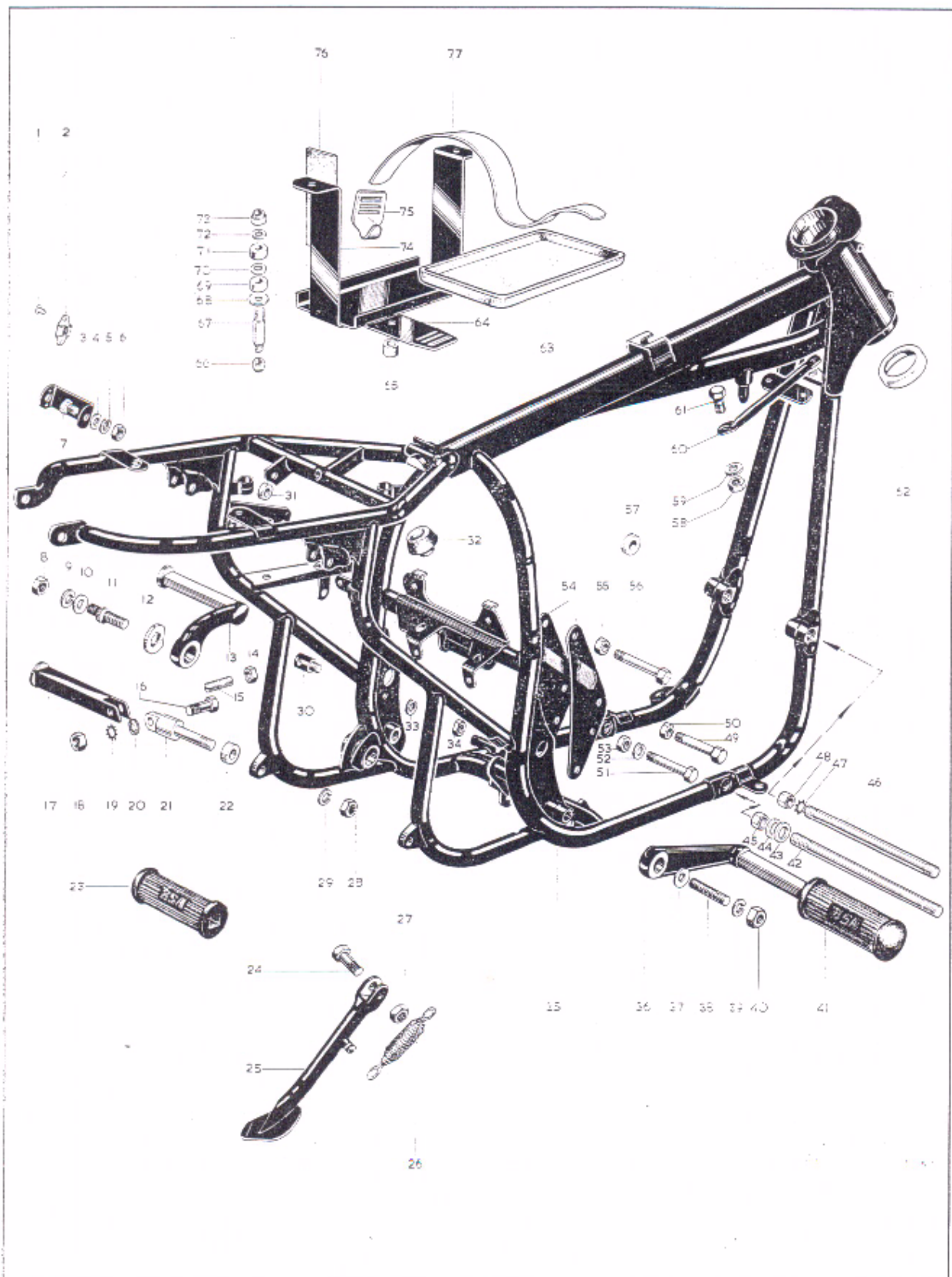


Plate 10

FRAME, FOOTRESTS, BATTERY CARRIER

Model	Code	Spares No.	Description	Per Set
L, T, R, F	1.	68-9337	Rivet for 'Oddie' clip	6
L, T, R, F	2.	68-9115	'Oddie' clip, sidecover	3
L, T, R, F	3.	68-9251	Sidecover fastener bracket, left-hand, rear	
L, T, R, F	4.	2-923	Washer, for bolt line 7	
L, T, R, F	5.	24-8784	Spring washer, for nut line 6 ($\frac{5}{16}$ " \times $\frac{5}{8}$ " \times .040")	
L, T, R, F	6.	14-302	Nut, for bolt line 7 ($\frac{5}{16}$ " U.N.F.)	
L, T, R, F	7.	14-115	Bolt, fastener bracket to frame ($\frac{5}{16}$ " U.N.F. \times $\frac{7}{8}$ ")	
L, T, R	8.	29-5839	Nut, footrest, left-hand ($\frac{7}{16}$ " B.S.C. left-hand thread)	
L, T, R	9.	2-1967	Spring washer, for nut line 8 ($\frac{7}{16}$ " \times $\frac{7}{8}$ " \times $\frac{1}{16}$ ")	
L, T, R	10.	2-1945	Washer, footrest, left-hand ($\frac{7}{16}$ " \times $\frac{7}{8}$ " \times $\frac{1}{16}$ ")	
L, T, R	11.	68-4804	Footrest stud, left-hand	
L, T, R	12.	40-4818	Footrest lock plate, left-hand	
L, T, R	13.	68-4802	Footrest, left-hand	
L, T, R, F	14.	2-1027	Nut, for screw line 15 ($\frac{1}{4}$ " B.S.C.)	
L, T, R, F	15.	68-4096	Set-screw, brake pedal adjuster ($\frac{1}{4}$ " B.S.C.)	
L, T, R, F	16.	14-215	Pivot bolt, pillion footrest ($\frac{5}{16}$ " U.N.F. \times 1")	2
L, T, R, F	17.	68-4835	Pillion footrest	2
L, T, R, F	18.	14-402	Nut, for pivot bolt line 16 ($\frac{5}{16}$ " U.N.F.)	2
L, T, R, F	19.	36-382	Lockwasher, for nut line 18 ($\frac{5}{16}$ ")	2
L, T, R, F	20.	4-2276	Washer, pillion footrest	2
L, T, R, F	21.	68-4828	Anchor bolt, pillion footrest	2
L, T, R, F	22.	29-7565	Distance piece, anchor bolt	2
L, T, R, F	23.	82-9603	Pillion footrest rubber	2
L, T, R, F	24.	42-4793	Pivot bolt, prop stand ($\frac{7}{16}$ " B.S.C. \times 1 $\frac{5}{16}$ ")	
L, T, R, F	25.	42-4778	Prop stand complete	
L, T, R, F	26.	82-8382	Prop stand spring	
L, T, R, F	27.	15-734	Nut, for pivot bolt line 24 ($\frac{7}{16}$ " B.S.C.)	
L, T, R, F	28.	14-303	Nut, for anchor bolt line 21 ($\frac{3}{8}$ " U.N.F.)	2
L, T, R, F	29.	2-522	Spring washer, for nut line 28 ($\frac{3}{8}$ " \times $\frac{3}{4}$ " \times .056")	2
L, T, R, F	30.	68-4095	Adjuster post, brake pedal	
L, T, R, F	31.	15-7563	Distance piece for bracket line 3,	
L, T, R, F	32.	68-8315	Locating rubber, oil tank	
L, T, R	33.	24-8784	Spring washer, adjuster post ($\frac{5}{16}$ " \times $\frac{5}{8}$ " \times .040")	3
L, T, R	34.	2-49	Nut, for adjuster post ($\frac{3}{16}$ " B.S.C.)	
L, T, R, F	35.	82-9567	Frame complete less centre stand	
L, T, R	36.	68-4803	Footrest, right-hand	
L, T, R	37.	2-1945	Washer, footrest stud, right-hand	
L, T, R	38.	68-4805*	Stud, footrest, right-hand ($\frac{7}{16}$ " B.S.C. / B.S.F. \times 2 $\frac{3}{16}$ ")	
L, T, R	39.	2-1967	Spring washer, for nut line 40 ($\frac{7}{16}$ " \times $\frac{7}{8}$ " \times $\frac{1}{16}$ ")	
L, T, R	40.	2-1925	Nut, footrest, right-hand ($\frac{7}{16}$ " B.S.C.)	
L, T, R	41.	82-9602	Footrest rubber	2
L, T, R, F	42.	68-4260*	Stud, bottom engine mounting ($\frac{3}{8}$ " B.S.C. \times 9 $\frac{3}{4}$ ")	



FRAME, FOOTRESTS, BATTERY CARRIER

Model	Code	Spares No.	Description	Per Set
L, T, R, F	43.	27-5676	Spacing washer, lower engine mounting	4
L, T, R, F	44.	2-1733	Washer, bottom engine stud ($\frac{3}{8}$ " \times $1\frac{13}{16}$ " \times $\frac{1}{16}$ ")	2
L, T, R, F	45.	42-4475	Nut, bottom engine stud ($\frac{3}{8}$ " B.S.C.)	2
L, T, R	46.	68-4088	Stud, front engine mounting ($\frac{7}{16}$ " B.S.C.)	
F	46.	21-779	Stud, front engine mounting ($\frac{7}{16}$ " U.N.F.)	
L, T, R	47.	66-4708	Lockwasher, front engine stud ($\frac{7}{16}$ ")	2
L, T, R	48.	2-1925	Nut, for stud 68-4088 ($\frac{7}{16}$ " B.S.C.)	2
F	48.	14-304	Nut, for stud 21-779 ($\frac{7}{16}$ " U.N.F.)	2
L, T, R, F	49.	14-252	Bolt, engine mounting plate ($\frac{7}{16}$ " U.N.F. \times $2\frac{1}{2}$ ")	
L, T, R, F	50.	14-804	Nut, for bolt line 49 ($\frac{7}{16}$ " U.N.F.)	
L, T, R, F	51.	14-224	Bolt, rear engine mounting ($\frac{1}{2}$ " U.N.F. \times $2\frac{3}{4}$ ")	
L, T, R, F	52.	24-8784	Spring washer, for nut line 53 ($\frac{1}{16}$ " \times $\frac{3}{8}$ " \times .040")	
L, T, R, F	53.	14-302	Nut, for bolt line 51 ($\frac{1}{2}$ " U.N.F.)	
L, T, R, F	54.	68-4080	Rear engine plate	2
L, T, R, F	55.	14-803	Nut, for bolt line 56 ($\frac{3}{8}$ " U.N.F.)	2
L, T, R, F	56.	14-240	Bolt, top, engine plate mounting ($\frac{3}{8}$ " U.N.F. \times $3\frac{1}{4}$ ")	
L, T, R, F	56.	14-239	Bolt, bottom engine plate mounting ($\frac{3}{8}$ " U.N.F. \times 3")	
F, T, R	57.	68-4906	Spacer, front, engine mounting	
L, T, R, F	58.	14-803	Nut, for bolt line 62 ($\frac{3}{8}$ " U.N.F.)	
L, T, R, F	59.	68-582	Washer, for bolt line 62 ($\frac{3}{8}$ " \times $\frac{3}{4}$ " \times .048")	
T, R, F	60.	68-4090	Engine steady stay	
L	60.	82-9788	Engine steady stay	
L, T, R, F	61.	14-232	Bolt, steady stay to head ($\frac{3}{8}$ " U.N.F. \times $1\frac{3}{8}$ ")	
L, T, R, F	62.	66-4149	Steering head cup	2
L, T, R, F	63.	68-4597	Rubber tray, battery carrier	
L, T, R, F	64.	68-4578	Battery strap retaining plate	
L, T, R, F	65.	63-4559	Rubber bush, retaining plate	
L, T, R, F	66.	40-414	Nut, battery carrier stud ($\frac{1}{4}$ " B.S.C.)	2
L, T, R, F	67.	82-9024	Stud, battery carrier ($\frac{1}{4}$ " B.S.C.)	2
L, T, R, F	68.	76-101	Washer, bottom, battery carrier (.265" \times $\frac{3}{4}$ " \times .080")	2
L, T, R, F	69.	68-4560	Rubber bush, battery carrier	2
L, T, R, F	70.	29-8740	Washer, centre, battery carrier ($9\frac{1}{16}$ " \times 1" \times $\frac{1}{16}$ ")	2
L, T, R, F	71.	68-4560	Rubber bush, battery carrier	2
L, T, R, F	72.	40-2705	Washer, top, battery carrier ($19\frac{64}{64}$ " \times $15\frac{32}{32}$ " \times $\frac{1}{16}$ ")	2
L, T, R, F	73.	40-414	Nut, battery carrier stud ($\frac{1}{4}$ " B.S.C.)	2
L, T, R, F	74.	68-4595	Battery carrier complete	
L, T, R, F	75.	4-2608	Hook, battery carrier strap	
L, T, R, F	76.	82-8255	Rubber strip, battery carrier	2
L, T, R, F	77.	68-4577	Strap, battery carrier	

*Special material: 38.—EN14B. 42.—EN15.

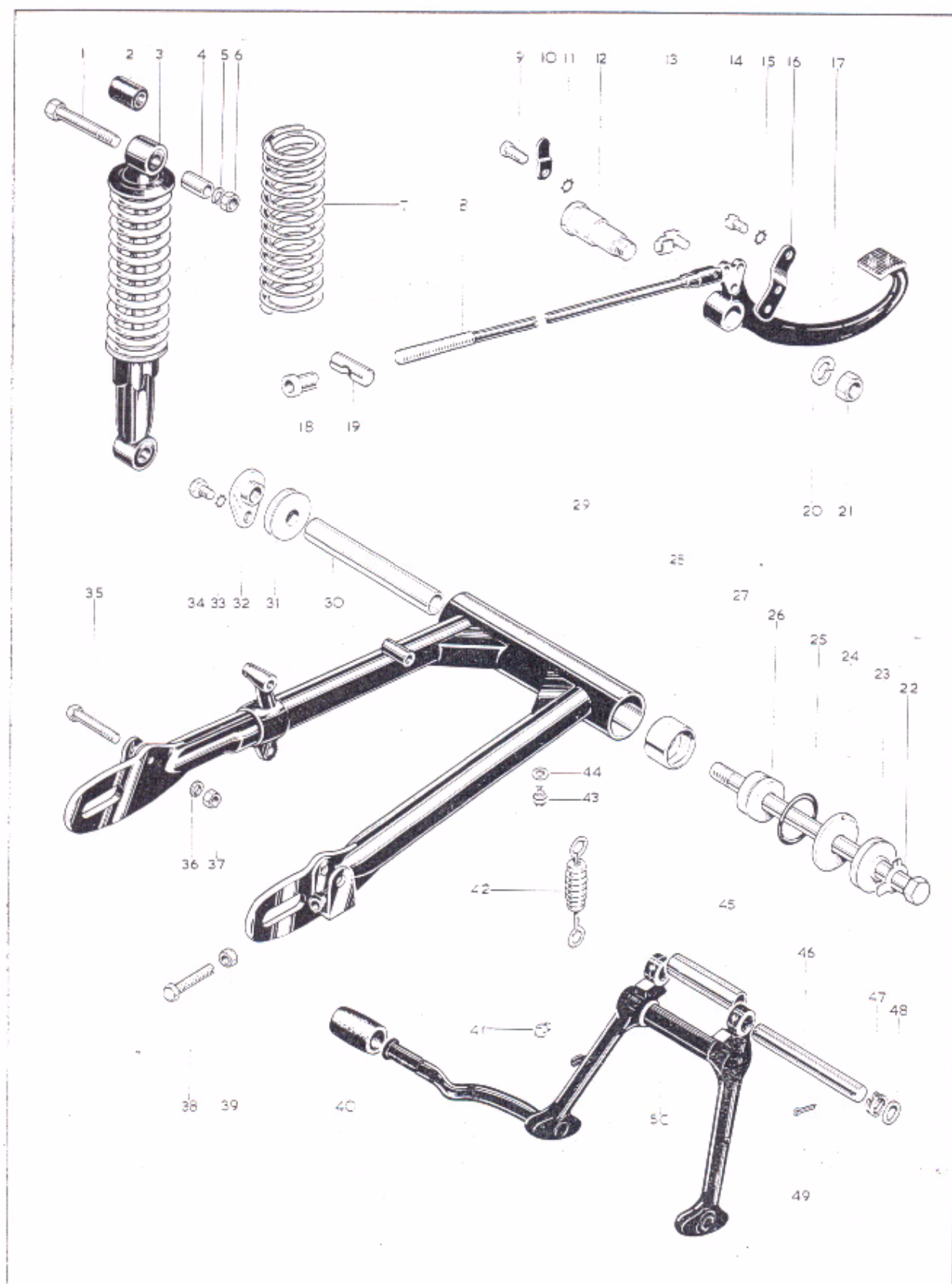


Plate 11

SWINGING ARM, CENTRE STAND, REAR BRAKE CONTROL

Model	Code	Spares No.	Description	Per Set
L, T, R, F	1.	14-236	Bolt, damper top mounting, right-hand ($\frac{3}{8}$ " U.N.F. \times $2\frac{1}{4}$ ")	..
L, T, R, F	1.	14-238	Bolt, damper top mounting, left-hand ($\frac{3}{8}$ " U.N.F. \times $2\frac{3}{4}$ ")	..
L, T, R, F	2.	19-5305	Damper bush (Girling 64533645)	4
L, T, R, F	3.	19-7448	Rear damper complete, solo. (Girling S.4971)	2
L, T, R, F	3.	19-7449	Rear damper complete, sidecar (Girling S.4456)	2
L, T, R, F	4.	68-4906	Spacer, left-hand, mudguard bridge	..
L, T, R, F	4.	40-4909	Spacer, right-hand, mudguard bridge	..
L, T, R	4.	68-4286*	Spacer, left-hand, mudguard bridge	..
L, T, R	4.	42-4907*	Spacer, right-hand, mudguard bridge	..
L, T, R, F	5.	2-522	Spring washer, for nut line 6 ($\frac{3}{8}$ " \times $\frac{3}{4}$ " \times .056")	2
L, T, R, F	6.	14-303	Nut, for bolt line 1 ($\frac{3}{8}$ " U.N.F.)	2
L, T, R, F	7.	19-7439	Damper spring, solo. (Girling 64543735)	2
L, T, R, F	7.	19-7450	Damper spring, sidecar (Girling 64544120)	2
L, T, R, F	8.	68-7062	Rear brake rod complete	..
L, T, R, F	9.	2-1309	Screw, stop lever to switch arm ($\frac{1}{16}$ " B.S.C. \times $11/32$ ")	..
L, T, R, F	10.	68-7013	Stop switch actuating lever	..
L, T, R, F	11.	29-3319	Lockwasher, for lever line 10 ($\frac{3}{16}$ ")	..
L, T, R, F	12.	68-7055	Pivot bolt, brake pedal ($\frac{5}{8}$ " B.S.C.)	..
L, T, R, F	13.	37-2006	Spring pin, brake rod to pedal	..
L, T, R, F	14.	2-79	Screw, switch arm to pedal ($\frac{1}{4}$ " B.S.C. \times $1/2$ ")	2
L, T, R, F	15.	29-541	Lockwasher, for screw line 14 ($1/4$ ")	2
L, T, R, F	16.	68-7052	Stop switch arm, brake pedal	..
L, T, R, F	17.	68-7050	Rear brake pedal	..
L, T, R, F	18.	90-7029	Adjuster nut, brake rod ($1/4$ " B.S.F.)	..
L, T, R, F	19.	65-6274	Swivel pin, brake rod	..
L, T, R, F	20.	25-6015	Spring washer, for nut line 21	..
L, T, R, F	21.	42-5883	Nut, for pivot bolt line 12 ($\frac{5}{8}$ " B.S.C.)	..
L, T, R, F	22.	82-9541	Lockwasher, swinging arm security bolt	..
L, T, R, F	23.	82-9537	Spacer, swinging arm, right-hand	..
L, T, R, F	24.	82-7848	Seal housing	2
L, T, R, F	25.	82-8090	'O' ring seal	2
L, T, R, F	26.	82-6821	Bobbin, swinging arm	2
L, T, R, F	27.	21-1827†	Security bolt, swinging arm ($9/16$ " U.N.F. \times $10\frac{3}{16}$ ")	..
L, T, R, F	28.	82-6042	Bush, swinging arm	2
L, T, R, F	29.	82-9532	Swinging arm with bushes	..
L, T, R, F	30.	82-9538	Spacer tube, swinging arm	..
L, T, R, F	31.	82-9536	Spacer, swinging arm, left-hand	..
L, T, R, F	32.	82-9539	Lock plate, swinging arm	..
L, T, R, F	33.	36-382	Lockwasher, for bolt line 34 ($\frac{5}{16}$ ")	..
L, T, R, F	34.	14-113	Bolt, lock plate ($\frac{5}{16}$ " U.N.F. \times $\frac{5}{8}$ ")	..
L, T, R, F	35.	3-1399	Bolt, damper bottom mounting, right-hand ($\frac{3}{8}$ " B.S.C. \times $1\frac{3}{4}$ ")	..
L, T, R, F	35.	40-6910	Bolt, damper bottom mounting, left-hand ($\frac{3}{8}$ " B.S.C. \times $1\frac{7}{8}$ ")	..
L, T, R, F	36.	2-522	Spring washer, damper bottom mounting ($\frac{3}{8}$ " \times $\frac{3}{4}$ " \times .056")	2
L, T, R, F	37.	68-4235	Nut, damper bottom mounting ($\frac{3}{8}$ " B.S.C.)	2
L, T, R, F	38.	68-4150	Screw, wheel adjuster ($\frac{5}{16}$ " B.S.C.)	2
L, T, R, F	39.	24-563	Locknut, wheel adjuster ($\frac{5}{16}$ " B.S.C.)	2
L, T, R, F	40.	89-3208	Rubber, centre stand	..
L, T, R, F	41.	28-2080	Grease nipple, centre stand	2
L, T, R, F	42.	68-4708	Return spring, centre stand	..
L, T, R, F	43.	47-9012	Grease nipple, swinging arm	..
L, T, R, F	44.	54-4302	Fibre washer for grease nipple	..
L, T, R, F	45.	42-4745	Spacer tube, centre stand	..
L, T, R, F	46.	42-4744	Pivot bar, centre stand	..
L, T, R, F	47.	3-1346	Spring washer, centre stand ($17/32$ " \times $7/8$ " \times .040")	..
L, T, R, F	48.	15-39	Washer, centre stand ($1/2$ " \times $27/32$ " \times $1/16$ ")	2
L, T, R, F	49.	60-2722	Split pin, centre stand ($3/32$ " \times $3/4$ ")	2
L, T, R, F	50.	68-4729	Centre stand complete	..

*For use with short seat only.

†Special material: 27.—EN8R.

NOTE—Codes 24 and 25 are now cancelled. Rubber sieve No. 83-1318 (2) is added to distance pieces 23 and 31 but is not illustrated. 23 and 31 are now knurled, not grooved.

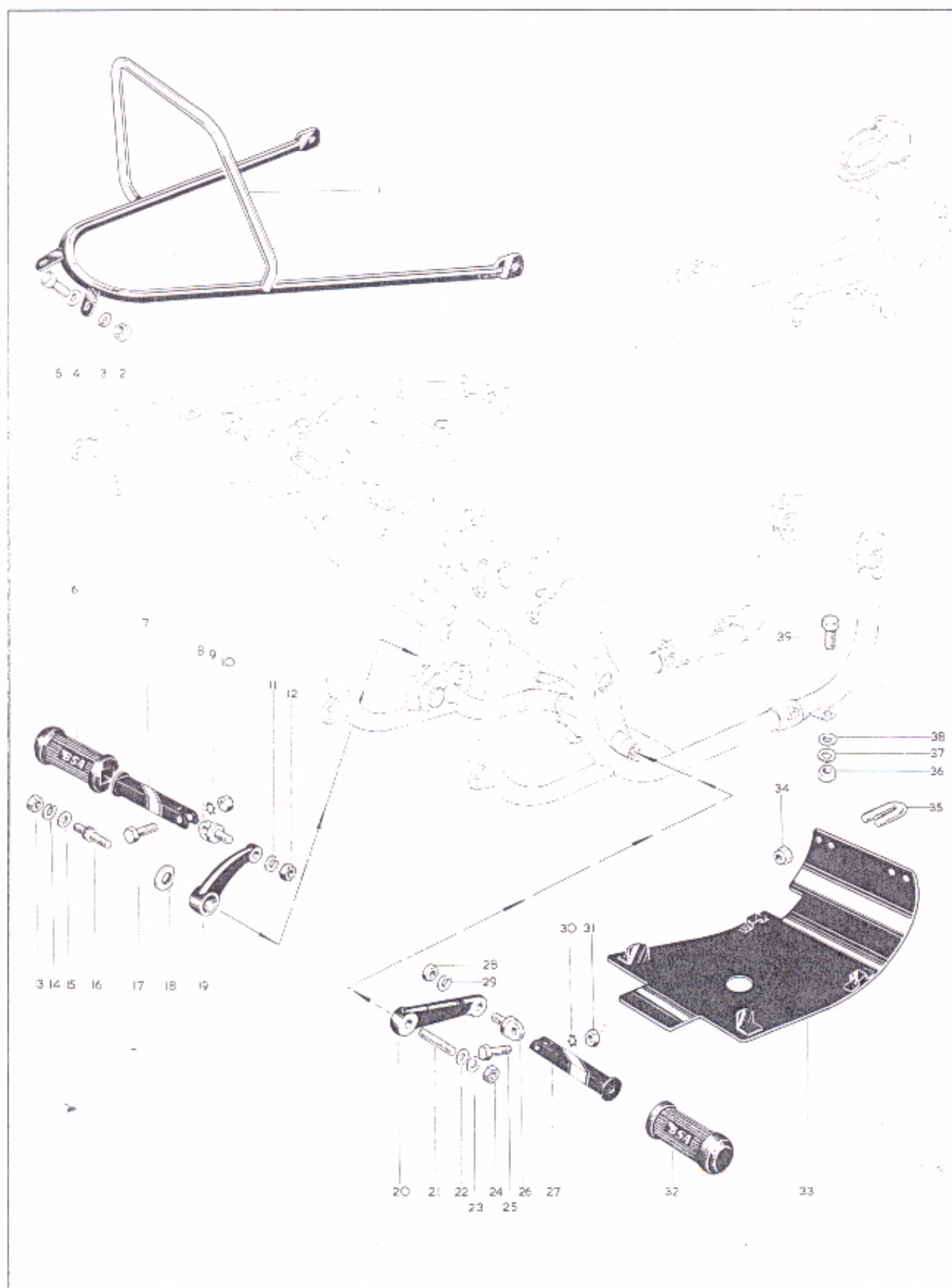
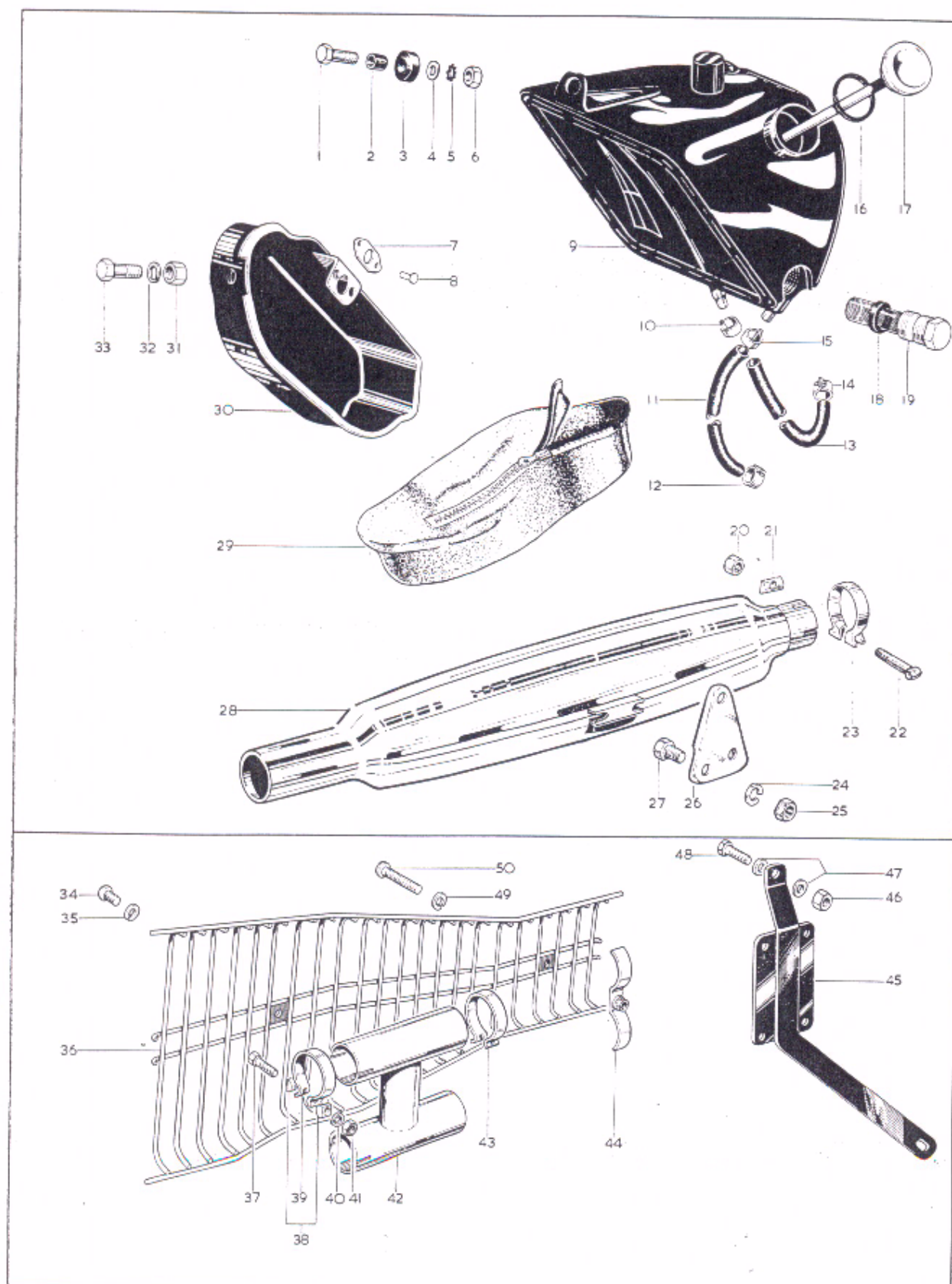


Plate 12

FOLDING FOOTRESTS, CRANKCASE SHIELD

Model	Code	Spares No.	Description	Per Set
L, T, R	1.	82-9600	Handrail, support rail	
F	1.	82-9967	Handrail, support rail	
L, T, R, F	2.	14-302	Nut, support rail to frame ($\frac{5}{16}$ " U.N.F.)	2
L, T, R, F	3.	24-8784	Spring washer, for nut line 2 ($\frac{5}{16}$ " \times $\frac{5}{8}$ " \times .040")	2
L, T, R, F	4.	2-923	Washer, for nut line 2 ($\frac{5}{16}$ " \times $\frac{5}{8}$ " \times $\frac{1}{16}$ ")	2
L, T, R, F	5.	14-113	Bolt, support rail to frame ($\frac{5}{16}$ " U.N.F. \times $\frac{5}{8}$ ")	4
F	6.	82-9608	Footrest rubber	
F	7.	42-4926	Folding footrest, left-hand	
F	8.	65-4917	Anchor bolt, left-hand	
F	9.	36-382	Lockwasher, pivot bolt	
F	10.	14-402	Nut, pivot bolt ($\frac{5}{16}$ " U.N.F.)	
F	11.	2-522	Spring washer, for nut line 12 ($\frac{3}{8}$ " \times $\frac{3}{4}$ " \times .048")	
F	12.	2-46	Nut, anchor bolt to frame ($\frac{3}{8}$ " B.S.C.)	
F	13.	29-5839	Nut, footrest stud, left-hand ($\frac{1}{8}$ " B.S.C.)	
F	14.	2-1967	Spring washer, for nut line 13	
F	15.	2-1945	Washer, for nut line 13 ($\frac{7}{16}$ ")	
F	16.	68-4804	Footrest stud, left-hand	
F	17.	14-215	Pivot bolt, folding footrest	
F	18.	40-4818	Lock plate, for stud line 16	
F	19.	68-4808	Footrest bracket, left-hand	
F	20.	68-4809	Footrest bracket, right-hand	
F	21.	68-4805	Footrest stud, right-hand	
F	22.	2-1945	Washer, for nut line 24 ($\frac{7}{16}$ ")	
F	23.	2-1967	Spring washer, for nut line 24 ($\frac{7}{16}$ ")	
F	24.	2-1925	Nut, footrest stud, right-hand ($\frac{7}{16}$ " B.S.C.)	
F	25.	14-215	Pivot bolt, folding footrest ($\frac{5}{16}$ " U.N.F. \times 1")	
F	26.	65-4917	Anchor bolt, right-hand ($\frac{3}{8}$ " B.S.C.)	
F	27.	42-4926	Folding footrest, right-hand	
F	28.	2-46	Nut, anchor bolt to frame ($\frac{3}{8}$ " B.S.C.)	
F	29.	2-522	Spring washer, for nut line 28 ($\frac{3}{8}$ ")	
F	30.	36-382	Lockwasher, for nut line 31	
F	31.	14-402	Nut, pivot bolt ($\frac{5}{16}$ " U.N.F.)	
F	32.	82-9608	Footrest rubber	
F	33.	68-2001	Crankcase shield	
F	34.	42-3249	Nut, crankcase shield 'U' bolt ($\frac{1}{4}$ " B.S.C.)	4
F	35.	68-2004	'U' bolt, crankcase shield	2
L, T, R	36.	14-302	Nut, exhaust pipe to frame ($\frac{5}{16}$ " U.N.F.)	2
L, T, R	37.	24-8784	Spring washer, for nut line 36 ($\frac{5}{16}$ ")	2
L, T, R	38.	2-923	Washer, for nut line 36 ($\frac{5}{16}$ " \times $\frac{5}{8}$ " \times $\frac{1}{16}$ ")	2
L, T, R	39.	14-114	Bolt, exhaust pipe to frame ($\frac{5}{16}$ " U.N.F. \times $\frac{3}{4}$ ")	2



OIL TANK, TOOLBOX, SILENCERS

Model	Code	Spares No.	Description	Per Set
L, T, R, F	1.	14-221	Bolt, oil tank mounting ($\frac{1}{16}$ " U.N.F. \times 2")	
L, T, R, F	2.	68-8317	Spacer, oil tank mounting	
L, T, R, F	3.	68-8334	Rubber, oil tank mounting	
L, T, R, F	4.	2-923	Washer, oil tank mounting ($\frac{5}{16}$ " \times $\frac{5}{8}$ " \times $\frac{1}{16}$ ")	
L, T, R, F	5.	36-382	Lockwasher, oil tank mounting	
L, T, R, F	6.	14-302	Nut, oil tank mounting ($\frac{1}{16}$ " U.N.F.)	
L, T, R, F	7.	68-9115	'Oddie' clip, sidecover	
L, T, R, F	8.	68-9337	Rivet, 'Oddie' clip	
L, T, R, F	9.	68-8378	Oil tank with fixed fittings	2
L, T, R, F	10.	68-8343	Clip, oil return pipe	
L, T, R, F	11.	68-8383	Oil feed pipe	
L, T, R, F	12.	68-8382	Clip, oil feed pipe	
L, T, R, F	13.	68-8342	Oil return pipe	
L, T, R, F	14.	68-8343	Clip, oil return pipe	
L, T, R, F	15.	68-8382	Clip, oil feed pipe	
L, T, R, F	16.	67-42	Washer, filler cap	
L, T, R, F	17.	68-8368	Filler cap, oil tank	
L, T, R, F	18.	68-610	'O' ring, oil tank filter	
L, T, R, F	19.	68-8328	Oil tank filter	
L, T, R	20.	21-5102	Nut, for bolt line 22 ($\frac{1}{4}$ " B.S.F.)	2
L, T, R	21.	90-3064	'D' washer, silencer clip	2
L, T, R	22.	90-3063	'T' bolt, silencer clip ($\frac{1}{4}$ " B.S.F.)	2
L, T, R	23.	42-2860	Clip, silencer to exhaust pipe	2
L, T, R, F	24.	2-1462	Spring washer, bracket to silencer ($\frac{1}{4}$ ")	4
L, T, R, F	25.	14-301	Nut, bracket to silencer ($\frac{1}{4}$ " U.N.F.)	4
L, T, R	26.	68-2781	Bracket, silencer, left-hand	
L, T, R	26.	68-2780	Bracket, silencer, right-hand	
L, T, R, F	27.	14-101	Bolt, bracket to silencer ($\frac{1}{4}$ " U.N.F. \times $\frac{1}{2}$ ")	4
L, T, R	28.	68-2732	Silencer	2
F	28.	70-9206	Silencer	2
L, T, R, F	29.	68-9134	Toolbag	
L, T, R, F	30.	68-9131	Toolbox	
L, T, R, F	31.	14-301	Nut, toolbox to frame ($\frac{1}{4}$ " U.N.F.)	2
L, T, R, F	32.	2-1462	Spring washer, toolbox to frame ($\frac{1}{4}$ ")	2
L, T, R, F	33.	14-101	Bolt, toolbox to frame ($\frac{1}{4}$ " U.N.F. \times $\frac{1}{2}$ ")	2
F	34.	21-1956	Screw, rear, heat shield ($\frac{1}{4}$ " U.N.F. \times $\frac{3}{16}$ ")	
F	35.	2-1462	Spring washer, for screw line 34	
F	36.	70-9716	Heat shield	
F	37.	14-219	Bolt, exhaust pipe clip ($\frac{5}{16}$ " U.N.F. \times $1\frac{1}{2}$ ")	4
F	38.	75-2719	'D' washer, exhaust pipe clip	8
F	39.	70-5874	Exhaust pipe clip, rear	2
F	40.	54-8003	Spring washer, for nut line 41	4
F	41.	21-1908	Nut, exhaust pipe clip bolt ($\frac{5}{16}$ " U.N.F.)	4
F	42.	70-9698	'H' connector, exhaust pipes	
F	43.	75-2725	Exhaust pipe clip, front	2
F	44.	70-9712	Heat shield bracket	
F	45.	70-9699	Silencer bracket	
F	46.	14-302	Nut, bracket bolt ($\frac{5}{16}$ " U.N.F.)	
F	47.	2-923	Washer, bracket nut ($\frac{5}{16}$ " \times $\frac{5}{8}$ " \times $\frac{1}{16}$ ")	
F	48.	14-114	Bolt, bracket to frame ($\frac{5}{16}$ " U.N.F. \times $\frac{3}{4}$ ")	
F	49.	2-1462	Spring washer, for screw line 50 ($\frac{1}{4}$ ")	
F	50.	21-1957	Screw, front, heat shield ($\frac{1}{4}$ " U.N.F. \times $1\frac{3}{4}$ ")	

Plate 14

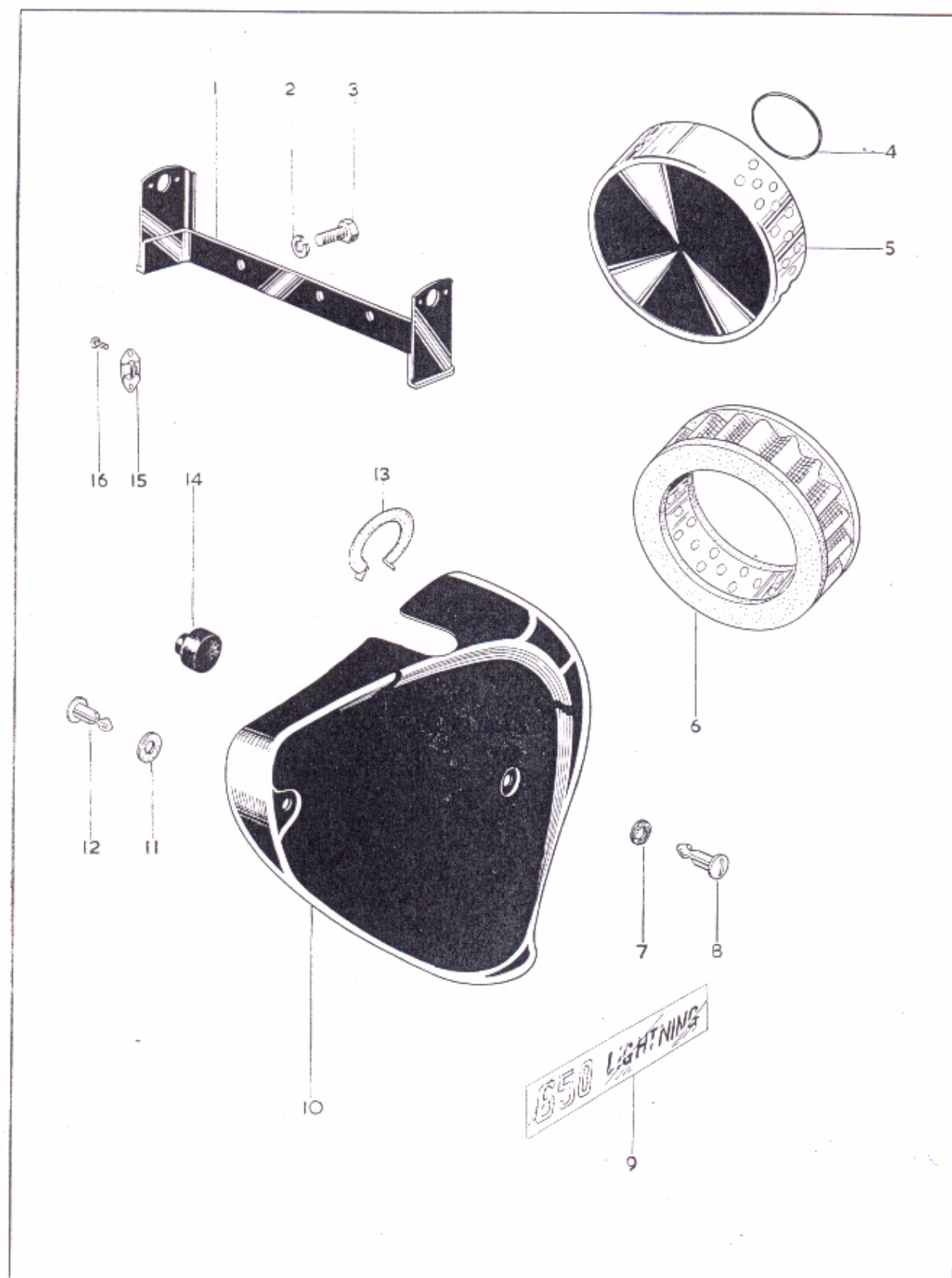
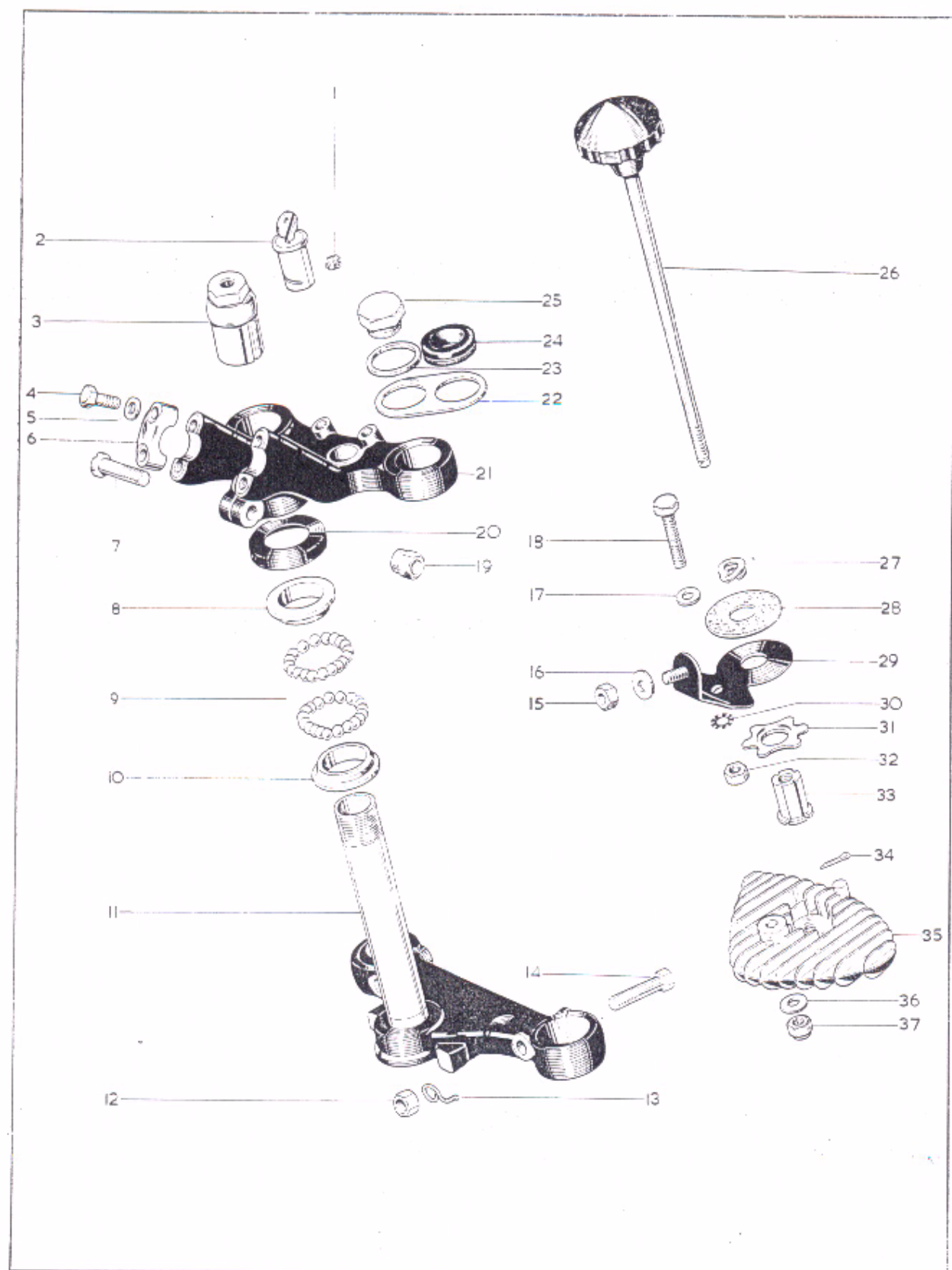


Plate 14

SIDECOVERS, AIR CLEANER

Model	Code	Spares No.	Description	Per Set
L, F	1.	82-8291	Sidecover bracket	
T, R	1.	68-9340	Sidecover bracket	
L, T, R, F	2.	2-1462	Spring washer, for bolt lines 3 ($\frac{1}{4}$ ")	2
T, R	3.	41-7808	Bolt, coil clip and sidecover bracket ($\frac{1}{4}$ " B.S.C. \times $\frac{7}{8}$ ")	2
L, F	3.	2-204	Bolt, sidecover bracket to frame ($\frac{1}{4}$ " B.S.C. \times $\frac{1}{2}$ ")	2
L, T, R, F	4.	68-4606	'O' ring, air cleaner	2/1
L, F	5.	68-4635	Air cleaner	2
T	5.	82-8401	Air cleaner	
R	5.	82-8402	Air cleaner	
L, T, R, F	6.	19-5593	Air cleaner element	2/1
L, T, R, F	7.	68-9226	Rubber washer, 'Oddie' stud	5
L, T, R, F	8.	68-9223	'Oddie' stud	3
L (U.S.A.)	9.	60-1999	Transfer, sidecover	2
L	9.	60-840	Transfer, sidecover	2
T (U.S.A.)	9.	60-2003	Transfer, sidecover	2
R (U.S.A.)	9.	60-2005	Transfer, sidecover	2
F (U.S.A.)	9.	60-2007	Transfer, sidecover, right-hand	
F (U.S.A.)	9.	60-2107	Transfer, sidecover, left-hand	
T	9.	60-839	Transfer, sidecover	2
R	9.	60-838	Transfer, sidecover	2
L	10.	82-9805	Sidecover, left-hand	
L	10.	82-9806	Sidecover, right-hand	
R	10.	82-9850	Sidecover, left-hand	
R	10.	82-9851	Sidecover, right-hand	
T	10.	82-9846	Sidecover, left-hand	
T	10.	82-9847	Sidecover, right-hand	
F	10.	82-9724	Sidecover, left-hand	
F	10.	82-9472	Sidecover, right-hand	
L, T, R, F	11.	68-9227	Rubber washer, 'Oddie' stud	
L, T, R, F	12.	68-9287	'Oddie' stud, rear	
L, T, R, F	13.	68-9290	Sidecover buffer	3
L, T, R, F	13.	68-9298	Sidecover buffer	
L, T, R, F	14.	40-8046	Sidecover rubber pad	
L, T, R, F	15.	68-9115	'Oddie' clip	2
L, T, R, F	16.	68-9337	Rivet, 'Oddie' clip	4

NOTE—Code 4, 68-4606 Aircleaner 'O' ring, is now cancelled.



STEERING HEAD

Model	Code	Spares No.	Description	Per Set
L, T, R, F	1.	65-5446	Grub-screw, steering lock	
L, T, R, F	2.	68-5050*	Steering lock and key	
L, T, R, F	3.	97-2702	Steering nut and adjuster	
L, T, R, F	4.	68-5056	Bolt, handlebar clip ($\frac{5}{16}$ " B.S.C. \times $1\frac{1}{8}$ ")	4
L, T, R, F	5.	15-5155	Washer, for bolt line 4 ($.328" \times .505" \times .048"$)	4
L, T, R, F	6.	65-5333	Handlebar clip	2
L, T, R, F	7.	27-5135	Bolt, top yoke clip ($\frac{3}{8}$ " B.S.C. \times $1-9/16"$)	
L, T, R, F	8.	65-5126	Top cone, steering head	
L, T, R, F	9.	1-4675	Quarter-inch diameter ball, steering head	40
L, T, R, F	10.	65-5127	Bottom cone, steering head	
L, T, R, F	11.	68-5174	Bottom yoke and steering stem	
L, T, R, F	12.	14-303	Nut, for bolt line 14 ($\frac{3}{8}$ " U.N.F.)	2
L, T, R, F	13.	40-5090	Clip, front brake cable	
L, T, R, F	14.	21-785†	Pinch bolt, bottom yoke ($\frac{3}{8}$ " U.N.F. \times $2\frac{1}{16}"$)	2
L, T, R, F	15.	14-302	Nut, damper anchor plate ($\frac{1}{16}$ " U.N.F.)	
L, T, R, F	16.	2-923	Washer, for nut line 15 ($\frac{1}{16}" \times \frac{5}{8}" \times \frac{1}{16}"$)	
L, T, R, F	17.	2-923	Washer, heat sink and steady stay ($\frac{1}{16}" \times \frac{5}{8}" \times \frac{1}{16}"$)	
L, T, R, F	18.	14-119	Bolt, heat sink and steady stay ($\frac{1}{16}$ " U.N.F. \times $2"$)	
L, T, R, F	19.	64-6016	Nut, for bolt 27-5135 ($\frac{3}{8}$ " B.S.C.)	
L, T, R, F	20.	66-5204	Dust cap for top cone	
L, T, R, F	21.	68-5129	Top yoke	
L, T, R, F	22.	68-5137‡	Cable guide bracket	2
L, T, R, F	23.	65-5332	Washer, for top cap nut line 25	2
L, T, R, F	24.	76-9325‡	Grommet, for guide bracket	2
L, T, R, F	25.	97-2245	Top cap nut ($1\frac{1}{16}" \times 28$ turns per inch U.N.F.)	2
L, T, R, F	26.	97-2689	Steering damper rod complete	
L, T, R, F	27.	24-6035	Spring washer, damper rod	
L, T, R, F	28.	65-5380	Friction washer, steering damper	
L, T, R, F	29.	68-5185	Anchor plate, steering damper	
L, T, R, F	30.	36-382	Lockwasher, heat sink and steady stay ($\frac{1}{16}"$)	
L, T, R, F	31.	25-5247	Star washer, steering damper	
L, T, R, F	32.	14-402	Nut, heat sink and steady stay ($\frac{1}{16}"$ U.N.F.)	
L, T, R, F	33.	65-5328	Centre, steering damper	
L, T, R, F	34.	60-2720	Split pin, steering damper ($3/32" \times 1\frac{1}{2}"$)	
L, T, R, F	35.	68-9428	Heat sink for Zener diode	
L, T, R, F	36.	2-923	Washer, heat sink and steady stay ($\frac{1}{16}" \times \frac{5}{8}" \times \frac{1}{16}"$)	
L, T, R, F	37.	14-802	Nut, heat sink and steady stay ($\frac{1}{16}"$ U.N.F.)	

*See page 8.

†Special material: 14.—EN15.

‡U.S.A. models only.

NOTE—Code 13, No. 40-5090 is replaced by 97-3682 cable retainer bracket and lockwasher No. 82-8245 is added to nut code 12.

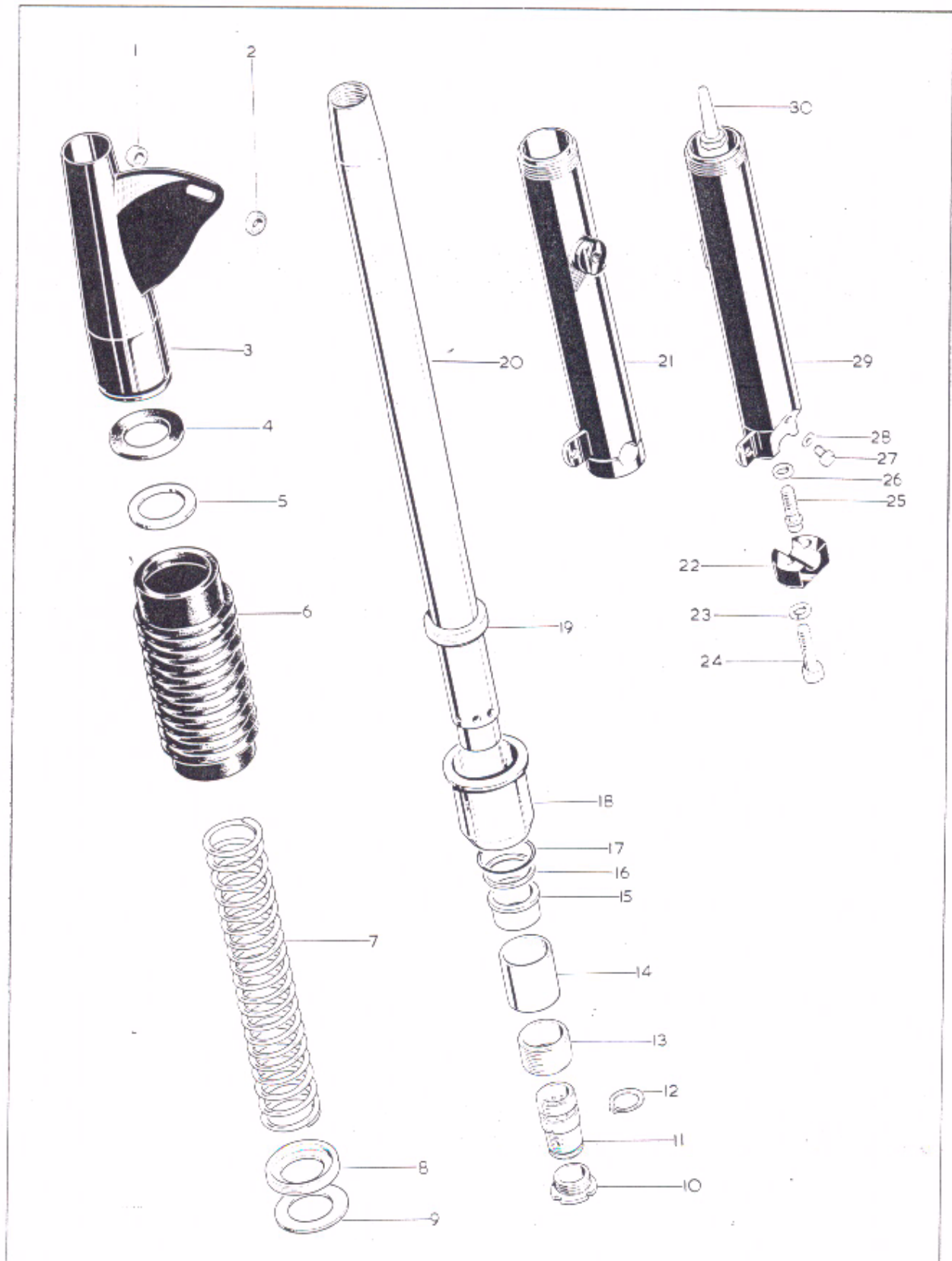


Plate 16

FRONT FORKS

Model	Code	Spares No.	Description	Per Set
L, T, R, F	1.	68-5108	Headlamp spacer	2
L, T, R, F	2.	68-5104	Headlamp bolt washer	2
L, T, R, F	3.	97-2510	Fork sleeve, left-hand	
L, T, R, F	3.	97-2512	Fork sleeve, right-hand	
L, T, R, F	4.	47-5065	Fork oil seal washer	2
L, T, R, F	5.	47-5064	Oil seal retainer	4
L, T, R, F	6.	97-3635	Fork bellows	2
L, T, R, F	7.	89-5036	Fork spring, solo	2
L, T, R	7.	42-5145	Fork spring, sidecar	2
L, T, R, F	8.	97-3638	Fork spring support	2
L, T, R, F	9.	97-1656	Washer, spring support	2
L, T, R, F	10.	97-2091	Fork bottom nut (1 $\frac{1}{16}$ " 28-2A U.N.F.)	2
L, T, R, F	11.	97-2154	Shuttle valve	2
L, T, R, F	12.	97-2127	Shuttle valve circlip	2
L, T, R, F	13.	75-5104	Fork lower bush	2
L, T, R, F	14.	97-3672	Fork inner sleeve	2
L, T, R, F	15.	75-5105	Fork top bush	2
L, T, R, F	16.	75-5088	Outer washer 'O' ring	2
L, T, R, F	17.	75-5199	Fork 'O' ring	2
L, T, R, F	18.	97-3633	Lower cover tube	2
L, T, R, F	19.	75-5099	Fork oil seal	2
L, T, R, F	20.	97-3637	Fork stanchion	2
L, T, R, F	21.	97-3641	Fork outer member, left-hand	
L, T, R, F	22.	97-3643	Fork end cap, left-hand	
L, T, R, F	22.	97-3647	Fork end cap, right-hand	
L, T, R, F	23.	54-8003	Spring washer, for bolt line 23	4
L, T, R, F	24.	14-218	Bolt, fork end cap	4
L, T, R, F	25.	97-2126*	Bolt, fork restrictor ($\frac{1}{4}$ " U.N.F.)	2
L, T, R, F	26.	40-5069	Washer, for bolt line 24	2
L, T, R, F	27.	97-519	Fork drain plug	2
L, T, R, F	28.	54-42	Drain plug washer	2
L, T, R, F	29.	97-3645	Fork outer member, right-hand	
L, T, R, F	30.	97-2090	Fork restrictor	2
L, T, R, F		97-3624	Front fork complete	

*Special material: 25.—EN36T.

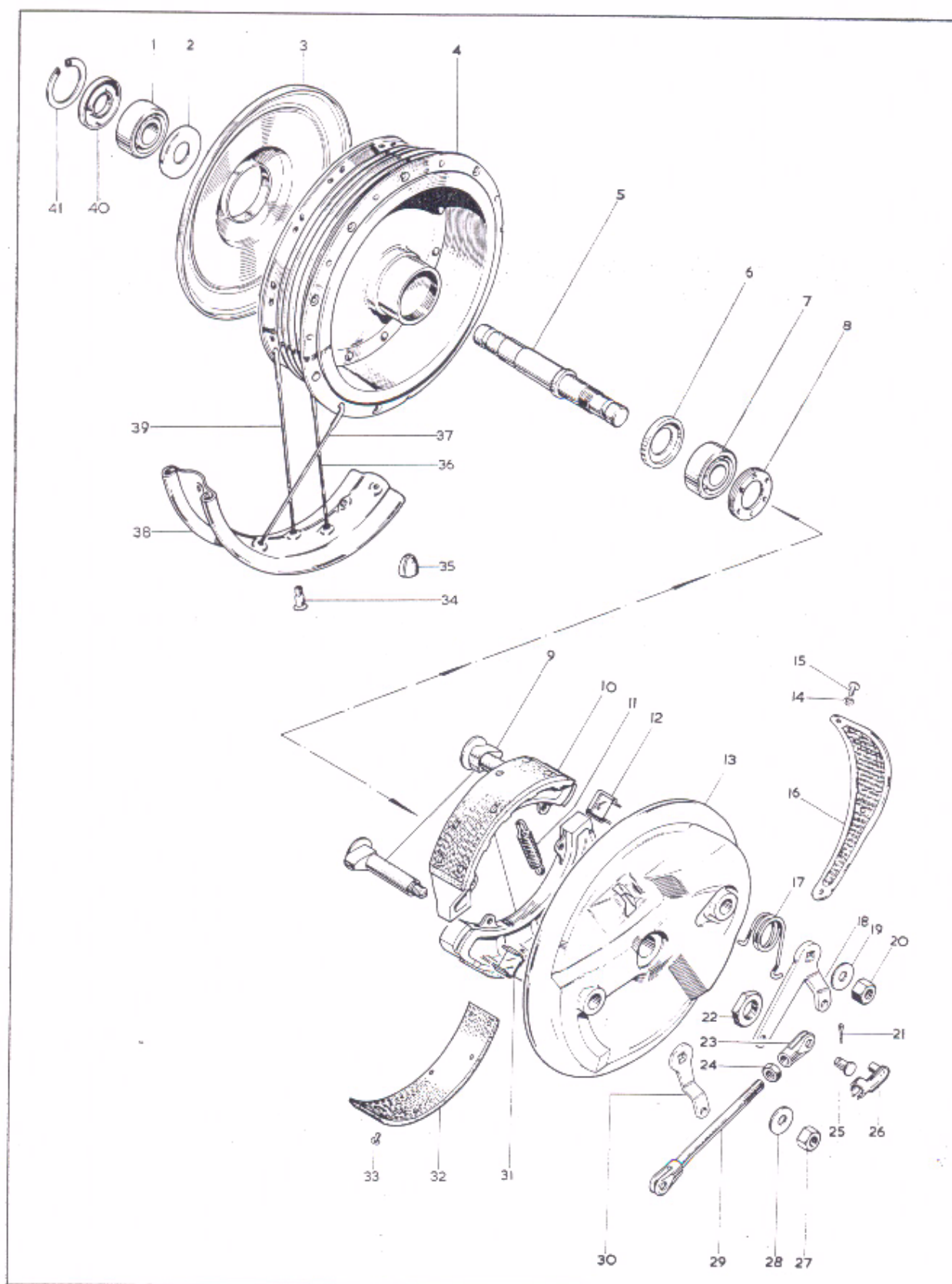
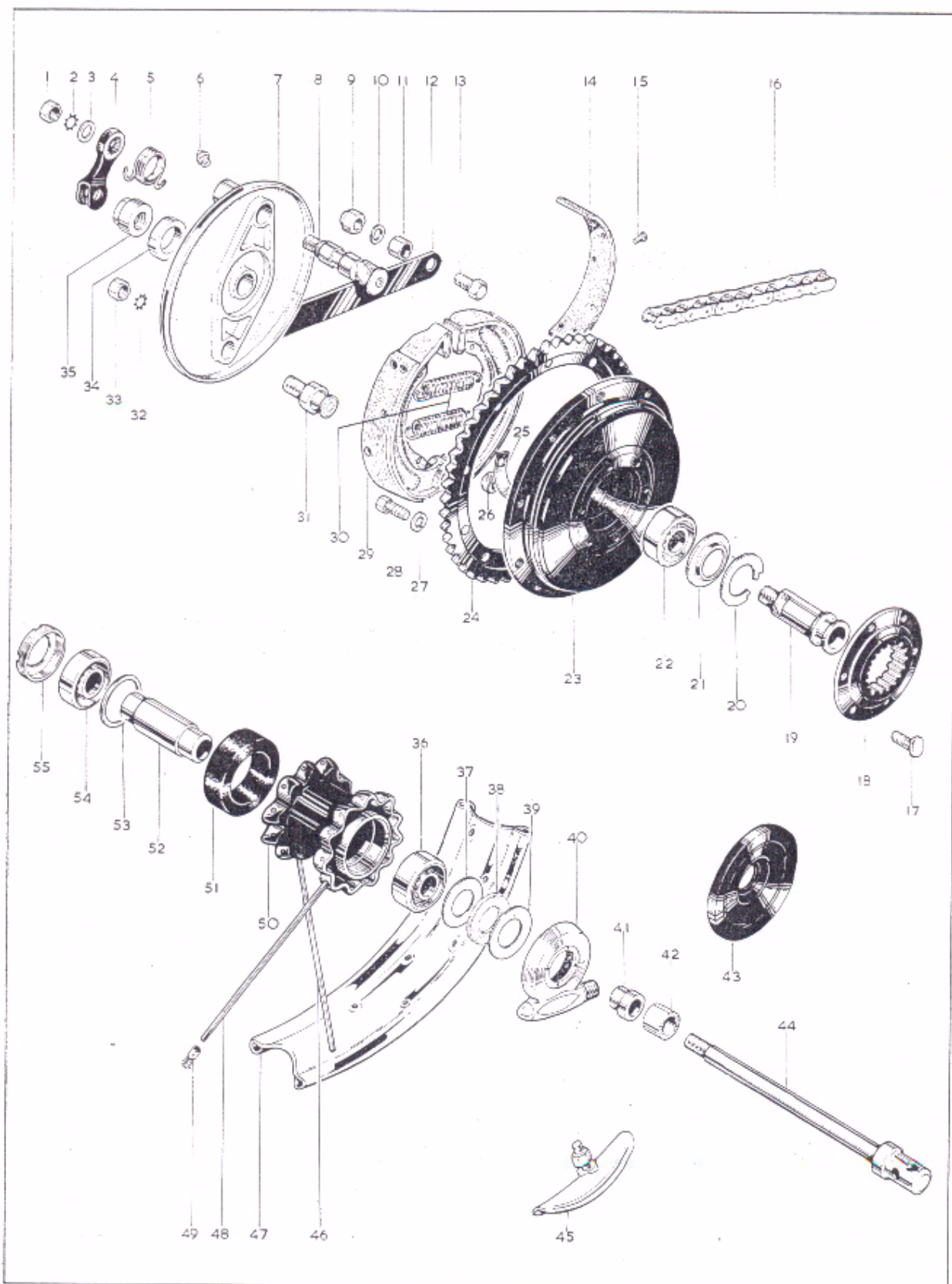


Plate 17

FRONT WHEEL

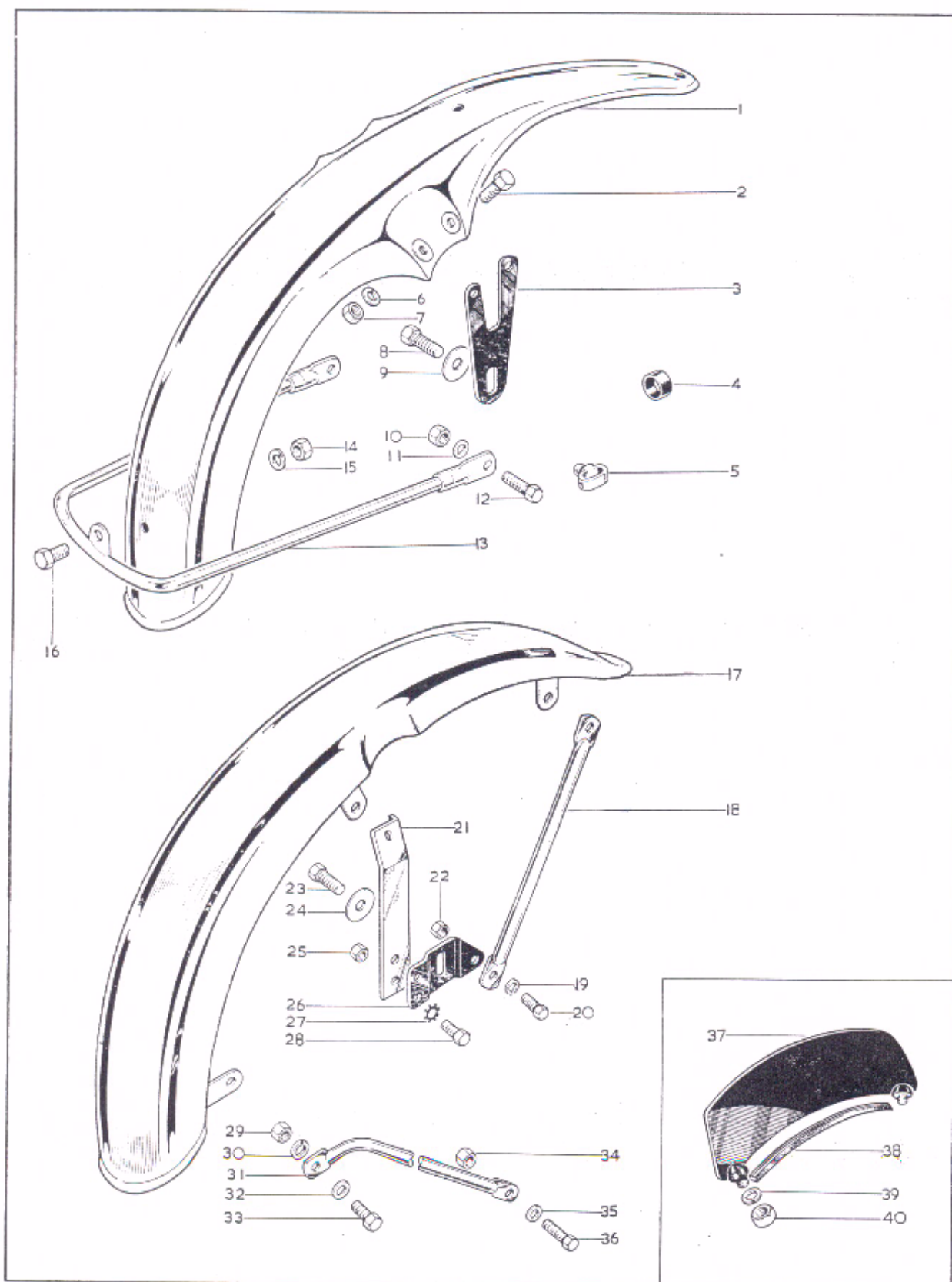
Model	Code	Spares No.	Description	Per Set
L, T, R, F	1.	42-5819	Bearing (Hoffman 120)	
L, T, R, F	2.	37-1481	Grease cap	
L, T, R, F	3.	37-3460	Nave plate	
L, T, R, F	4.	37-3404	Front hub with spindle and bearings	
L, T, R, F	5.	37-2057	Wheel spindle	
L, T, R, F	6.	37-3337	Bearing support ring	
L, T, R, F	7.	42-5819	Bearing (Hoffman 120)	
L, T, R, F	8.	42-6335	Bearing lock ring	
L, T, R, F	9.	37-2001	Brake cam spindle	2
L, T, R, F	10.	37-1996	Brake shoe complete	2
L, T, R, F	11.	42-5841	Brake shoe spring	2
L, T, R, F	12.	37-2026	Abutment pad, brake shoe	
L, T, R, F	13.	37-3462	Brake anchor plate	
L, T, R, F	14.	82-2351	Washer, for screw line 15	3
L, T, R, F	15.	21-650	Screw, air scoop gauze	3
L, T, R, F	16.	37-1991	Gauze for air scoop	
L, T, R, F	17.	37-3522	Return spring, front brake lever	
L, T, R, F	18.	37-3453	Brake lever, front	
L, T, R, F	19.	37-2027	Washer, for nut line 20	
L, T, R, F	20.	14-303	Nut, front brake lever ($\frac{3}{8}$ " U.N.F.)	
L, T, R, F	21.	60-2683	Split pin, for pivot pin line 25 ($\frac{1}{16}$ " \times $\frac{3}{8}$ ")	2
L, T, R, F	22.	37-2058	Nut, anchor plate	
L, T, R, F	23.	37-2005	Fork end, brake rod	
L, T, R, F	24.	14-401	Locknut for fork end ($\frac{1}{4}$ " U.N.F.)	
L, T, R, F	25.	42-5836	Pivot pin, brake rod	2
L, T, R, F	26.	37-2006	Spring pin, brake cable	
L, T, R, F	27.	14-303	Nut, rear brake lever ($\frac{3}{8}$ " U.N.F.)	
L, T, R, F	28.	37-2027	Washer, for nut line 27	
L, T, R, F	29.	37-2003	Brake rod	
L, T, R, F	30.	37-3454	Brake lever, rear	
L, T, R, F	31.	37-2026	Abutment pad, brake shoe	
L, T, R, F	32.	19-7734	Brake lining	2
L, T, R, F	33.	42-5840	Brake lining rivet	16
L, T, R, F	34.	42-5812	Spoke nipple	40
L, T, R, F	35.	42-5873	Balance weight ($\frac{3}{4}$ ")	as reqd.
L, T, R, F	35.	42-5875	Balance weight (1")	as reqd.
L, T, R, F	36.	37-1709	Spoke, right-hand, inner	10
L, T, R, F	37.	37-1708	Spoke, right-hand, outer	10
L, T, R, F	38.	37-1230	Wheel rim, steel (WM2-19)	
L, T, R, F	39.	37-1328	Spoke, left-hand	20
L, T, R, F	40.	42-5820	Bearing dust cap	
L, T, R, F	41.	42-5821	Dust cap circlip	
L, T, R, F		37-3405	Front wheel with spindle and bearings	



REAR WHEEL

Model	Code	Spares No.	Description	Per Set
L. T. R. F	1.	2-440	Nut, brake lever to cam spindle ($\frac{7}{16}$ " B.S.C.)	
L. T. R. F	2.	66-4708	Lockwasher, for nut line 1 ($\frac{7}{16}$ ")	
L. T. R. F	3.	15-431	Washer, for nut line 1 ($\frac{7}{16}$ " \times $\frac{3}{4}$ " \times $\frac{1}{16}$ ")	
L. T. R. F	4.	42-6045	Brake lever, anchor plate	
L. T. R. F	5.	68-6134	Return spring, brake lever	
L. T. R. F	6.	28-2080	Grease nipple, cam spindle	
L. T. R. F	7.	68-6130	Brake anchor plate	
L. T. R. F	8.	37-2226	Cam spindle complete	
L. T. R. F	9.	14-803	Nut, anchor strap to swinging arm ($\frac{3}{8}$ " U.N.F.)	
L. T. R. F	10.	2-2138	Washer, anchor strap to swinging arm	2
L. T. R. F	11.	40-4908	Spacer, anchor strap	
L. T. R. F	12.	42-6036	Anchor strap	
L. T. R. F	13.	14-237	Bolt, anchor strap to swinging arm ($\frac{3}{8}$ " U.N.F. \times $2\frac{1}{2}$ ")	
L. T. R. F	14.	19-7717	Brake lining	2
L. T. R. F	15.	35-6436	Rivet for brake lining	14
L. T.	16.	19-8681	Rear chain ($\frac{5}{8}$ " \times $\frac{3}{8}$ " \times 106 pitch)	
L. T. R. F	16.	19-8682	Rear chain ($\frac{5}{8}$ " \times $\frac{3}{8}$ " \times 105 pitch)	
L. T. R. F	17.	67-6038*	Bolt, driving flange to drum	6
L. T. R. F	18.	42-6019	Driving flange	
L. T. R. F	19.	68-6121	Fixed spindle	
L. T. R. F	20.	65-2240	Circlip, drum bearing	
L. T. R. F	21.	68-6131	Shim, brake drum bearing	
L. T. R. F	22.	65-2045	Bearing, brake drum (Hoffman 125)	
L. T. R. F	23.	68-6116	Brake drum	
L. T. R. F	24.	68-6088	Rear chainwheel (47T)	
L. T. R. F	25.	68-6135	Tab washer, for bolt line 17	3
L. T. R. F	26.	2-452	Nut, for bolt line 17 ($\frac{3}{8}$ " B.S.C.)	6
L. T. R. F	27.	68-6092	Spring washer for bolt line 28 ($\frac{1}{16}$ ")	10
L. T. R. F	28.	68-6095*	Bolt, chainwheel to drum ($\frac{5}{16}$ " U.N.F. \times $35/64$ ")	10
L. T. R. F	29.	65-5940	Brake shoe complete	2
L. T. R. F	30.	65-5904	Return spring, brake shoe	2
L. T. R. F	31.	68-6133	Pivot pin, brake shoe	
L. T. R. F	32.	65-5111	Lockwasher, for nut line 33 ($\frac{1}{2}$ ")	
L. T. R. F	33.	24-7000	Nut, pivot pin to brake plate ($\frac{1}{2}$ " B.S.C.)	
L. T. R. F	34.	68-6132	Collar, brake plate	
L. T. R. F	35.	68-6100	Nut, fixed spindle	
L. T. R. F	36.	65-5883	Hub bearing (Hoffman LS.9)	
L. T. R. F	37.	65-5887	Felt washer retainer	
L. T. R. F	38.	65-5886	Felt washer	
L. T. R. F	39.	41-6021	Retaining ring, felt washer	
L. T. R. F	40.	19-9217	Speedometer gearbox, m.p.h. (1.25 to 1)	
L. T. R. F	40.	19-9212	Speedometer gearbox, k.p.h. (2 to 1)	
L. T. R. F	41.	41-6019	Inner collar	
L. T. R. F	42.	68-6110	Outer collar	
L. T. R. F	43.	68-6142	Hub end cover	
L. T. R. F	44.	68-6120	Wheel spindle	
L. T. R. F	45.	68-9575	Security bolt	2
L. T. R. F	46.	42-6011	Spoke, left-hand	20
L. T. R. F	47.	42-6371	Wheel rim (WM3-18 steel)	
L. T. R. F	48.	42-6012	Spoke, right-hand	20
L. T. R. F	49.	27-6810	Spoke nipple	40
L. T. R. F	50.	68-6114	Hub with spindle and bearings	
L. T. R. F	51.	67-6051	Rubber sleeve	
L. T. R. F	52.	67-6027	Spindle sleeve	
L. T. R. F	53.	65-5884	Bearing thrust washer	
L. T. R. F	54.	65-5883	Hub bearing (Hoffman LS.9)	
L. T. R. F	55.	68-6081	Bearing lock ring	
L. T. R. F		68-6145	Wheel with spindle and bearings	

*Special material: 17.—EN14B. 28.—EN14B.

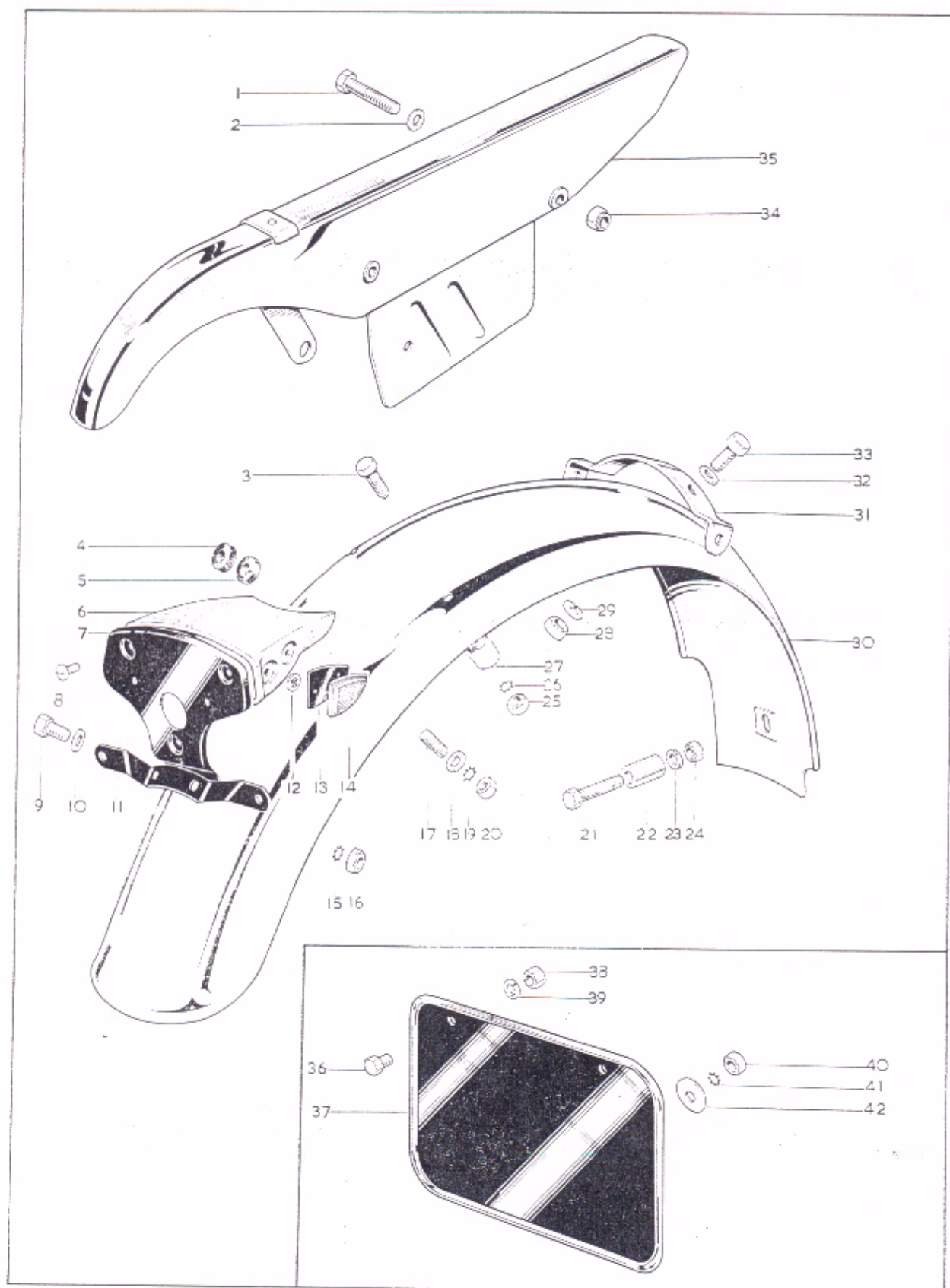


FRONT MUDGUARDS

Model	Code	Spares No.	Description	Per Set
F	1.	97-3795	Front mudguard	
F	2.	14-101	Bolt, mudguard to bracket ($\frac{1}{4}$ " U.N.F. \times $\frac{1}{2}$ ")	4
F	3.	82-9772	Bracket, mudguard to fork	2
L, F	4.	97-2271	Rubber sleeve, cable retainer	
L, F	5.	97-2270	Retainer, brake cable	
F	6.	2-1462	Spring washer, for nut line 7 ($\frac{1}{4}$ ")	4
F	7.	14-301	Nut, for bolt line 2 ($\frac{1}{4}$ " U.N.F.)	4
F	8.	21-1822	Bolt, bracket to fork leg ($\frac{5}{16}$ " U.N.F. \times $\frac{1}{2}$ ")	2
F	9.	54-5504	Washer, bracket to fork leg	2
F	10.	14-702	Nut, for bolt line 12 ($\frac{5}{16}$ " U.N.F.)	2
F	11.	54-55	Washer, for nut line 10 ($\frac{5}{16}$ " \times $\frac{5}{8}$ " \times $\frac{1}{16}$ ")	2
F	12.	14-114	Bolt, stay to fork end ($\frac{5}{16}$ " U.N.F. \times $\frac{3}{4}$ ")	2
F	13.	82-8498	Bottom Stay	
F	14.	14-301	Nut, for bolt line 16 ($\frac{1}{4}$ " U.N.F.)	
F	15.	2-1462	Spring washer, for nut line 14 ($\frac{1}{4}$ ")	
F	16.	14-101	Bolt, bottom stay to mudguard ($\frac{1}{4}$ " U.N.F. \times $\frac{1}{2}$ ")	
L (U.S.A.)	17.	68-6539	Front mudguard (for number plate)	
T, R (U.S.A.)	17.	68-6536	Front mudguard	
L, T, R	17.	68-6535	Front mudguard (for number plate)	
L, T, R	18.	97-3650	Front stay	2
L (U.S.A.)	18.	97-3850	Front stay (not illustrated)	
L, T, R	19.	24-8784	Spring washer, for bolt line 20 ($\frac{5}{16}$ " \times $\frac{5}{8}$ " \times .040")	2
L, T, R	20.	14-113	Bolt, stay to bracket ($\frac{5}{16}$ " U.N.F. \times $\frac{5}{8}$ ")	2
L, T, R	21.	68-6548	Centre stay, left-hand	
L, T, R	21.	68-6549	Centre stay, right-hand	
L, T, R	22.	14-402	Nut, for bolt line 20 ($\frac{5}{16}$ " U.N.F.)	2
L, T, R	23.	21-1822	Bolt, bracket to fork leg ($\frac{5}{16}$ " U.N.F. \times $\frac{1}{2}$ ")	2
L, T, R	24.	54-5504	Washer, bracket to fork leg	2
L, T, R	25.	14-402	Nut, for bolt line 28 ($\frac{5}{16}$ " U.N.F.)	4
L, T, R	26.	82-9610	Bracket, left-hand, stays to fork	
L, T, R	26.	82-9771	Bracket, right-hand, stays to fork	
L, T, R	27.	36-382	Lockwasher, for bolt line 28 ($\frac{5}{16}$ ")	4
L, T, R	28.	14-114	Bolt, centre stay to bracket ($\frac{5}{16}$ " U.N.F. \times $\frac{3}{4}$ ")	4
L, T, R	29.	14-301	Nut, for bolt line 33 ($\frac{1}{4}$ " U.N.F.)	6
L, T, R	30.	2-1462	Spring washer, for nut line 29 ($\frac{1}{4}$ ")	6
L, T, R	31.	82-8347	Bottom stay, left-hand	
L, T, R	31.	82-8348	Bottom stay, right-hand	
L, T, R	32.	27-8560	Washer, for bolt line 33 ($\frac{1}{4}$ " \times $\frac{5}{8}$ " \times .048")	6
L, T, R	33.	14-102	Bolt, stays to mudguard ($\frac{1}{4}$ " U.N.F. \times $\frac{5}{8}$ ")	6
L, T, R	34.	14-702	Nut, for bolt line 36 ($\frac{5}{16}$ " U.N.F.)	2
L, T, R	35.	54-55	Washer, for bolt line 36 ($\frac{5}{16}$ " \times $\frac{5}{8}$ " \times $\frac{1}{16}$ ")	2
L, T, R	36.	14-114	Bolt, bottom stay to fork end ($\frac{5}{16}$ " U.N.F. \times $\frac{3}{4}$ ")	2
L, T, R	37.	68-6524*	Front number plate	
L, T, R	38.	42-6558*	Number plate bead	
L, T, R	39.	2-1462*	Spring washer, number plate to mudguard ($\frac{1}{4}$ ")	2
L, T, R	40.	2-2395*	Nut, number plate to mudguard ($\frac{1}{4}$ " B.S.C.)	

*Except U.S.A. models.

NOTE—Code 4. 97-2271 is now cancelled.

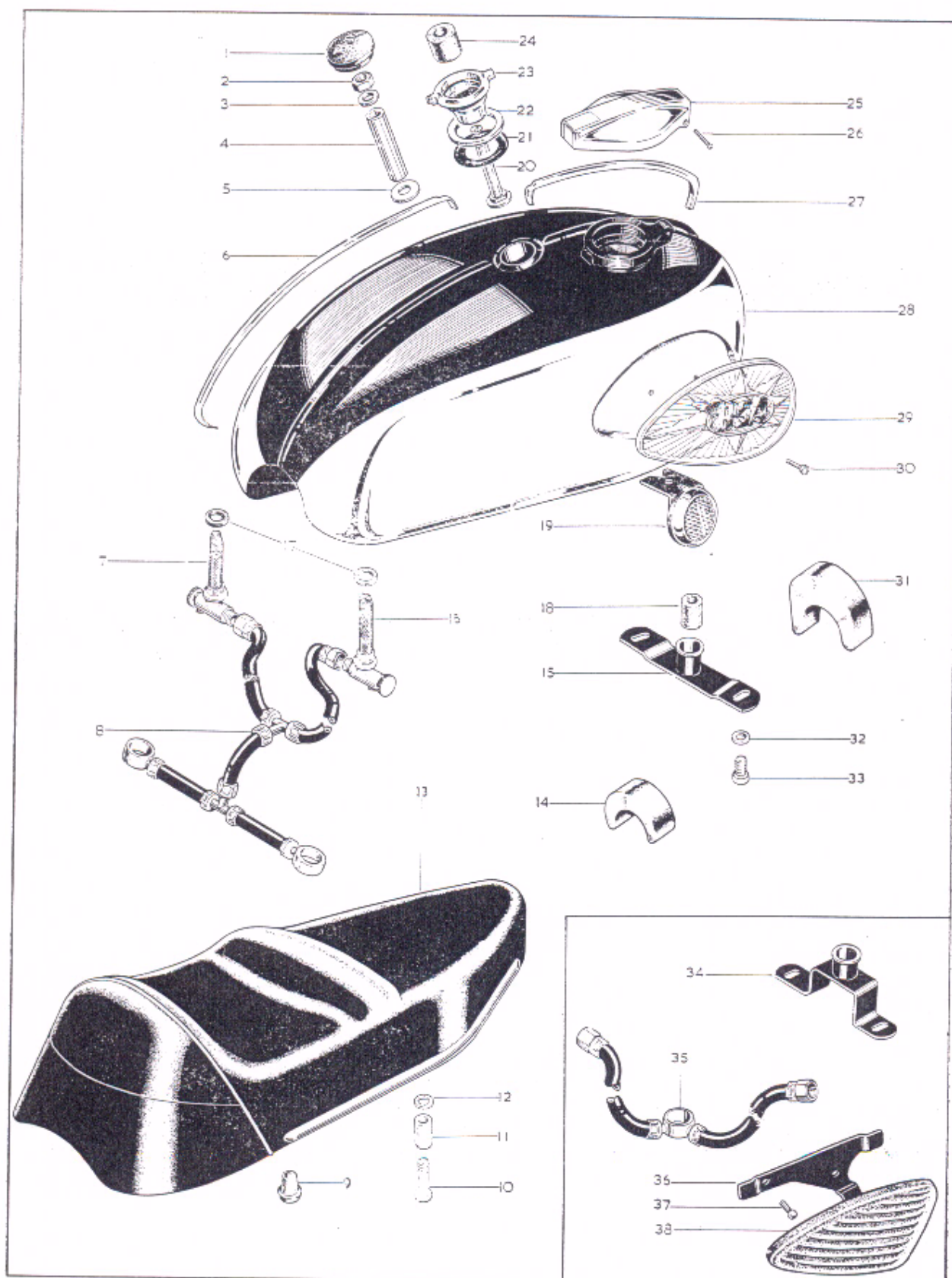


REAR MUDGUARD AND CHAINGUARD

Model	Code	Spares No.	Description	Per Set
L, T, R, F	1.	68-7723	Bolt, chainguard to swinging arm ($\frac{1}{4}$ " B.S.C. \times 2")	2
L, T, R, F	2.	27-8560	Washer, for bolt line 1 ($\frac{1}{4}$ " \times $\frac{5}{8}$ " \times .048")	2
L, T, R, F	3.	14-115	Bolt, guard to seat rail ($\frac{5}{16}$ " U.N.F. \times $\frac{7}{8}$ ")	2
L, T, R, F	4.	67-6839	Wiring grommet	2
L, T, R, F	5.	82-9097	Grommet for stud line 17.	
L, T, R, F	6.	82-8253	Rear lamp support	
L, T, R, F	7.	68-6835	Rear lamp to support plate	
L, T, R, F	8.	40-246	Screw, lamp to support (2BA \times $\frac{5}{16}$ ")	3
L, T, R, F	9.	14-101	Bolt, number plate bracket to guard ($\frac{1}{4}$ " U.N.F. \times $\frac{1}{2}$ ")	2
L, T, R, F	10.	27-8560	Washer, number plate bracket to guard ($\frac{1}{4}$ " \times $\frac{5}{8}$ " \times .048")	2
L, T, R, F	11.	68-6834	Number plate bracket	
L, T, R, F	12.	82-8195	'Push fix' for reflector	4
L, T, R, F	13.	82-8140	Rubber pad for reflector	2
L, T, R, F	14.	19-943	Rear side reflector (Lucas 57111)	2
L, T, R, F	15.	29-541	Lockwasher, for nut line 16 ($\frac{1}{4}$ ")	2
L, T, R, F	16.	14-301	Nut, for bolt line 9 ($\frac{1}{4}$ " U.N.F.)	2
L, T, R, F	17.	31-222	Stud, rear lamp support ($\frac{1}{4}$ " B.S.C./WHIT.)	
L, T, R, F	18.	76-101	Washer, for stud line 17 ($17/64$ " \times $\frac{3}{4}$ " \times .080")	
L, T, R, F	19.	29-541	Lockwasher, for nut line 20 ($\frac{1}{4}$ ")	
L, T, R, F	20.	2-2395	Nut, for stud line 17 ($\frac{1}{4}$ " B.S.C.)	
L, T, R, F	21.	14-205	Bolt, guard to frame ($\frac{1}{4}$ " U.N.F. \times $1\frac{1}{2}$ ")	
L, T, R, F	22.	68-6906	Spacer, for bolt line 21	
L, T, R, F	23.	2-1462	Spring washer, for nut line 24 ($\frac{1}{4}$ ")	
L, T, R, F	24.	14-301	Nut, for bolt line 21 ($\frac{1}{4}$ " U.N.F.)	
L, T, R, F	25.	14-402	Nut, for bolt line 3 ($\frac{5}{16}$ " U.N.F.)	2
L, T, R, F	26.	36-382	Lockwasher, for nut line 25 ($\frac{5}{16}$ ")	2
L, T, R, F	27.	68-6768	Stiffener plate	
L, T, R, F	28.	14-301	Nut, for bolt line 33 ($\frac{1}{4}$ " U.N.F.)	2
L, T, R, F	29.	2-1462	Spring washer, for nut line 28 ($\frac{1}{4}$ ")	2
L, T, R, F	30.	68-6856	Rear mudguard	
L, T, R	30.	68-6857	Rear mudguard, for number plate	
L, T, R, F	31.	68-6767	Mudguard bridge, top	
L, T, R, F	32.	27-8560	Washer, for bolt line 33 ($\frac{1}{4}$ " \times $\frac{5}{8}$ " \times .048")	2
L, T, R, F	33.	14-101	Bolt, bridge to guard ($\frac{1}{4}$ " U.N.F. \times $\frac{1}{2}$ ")	2
L, T, R, F	34.	40-414	Nut, for bolt line 1 ($\frac{1}{4}$ " B.S.C.)	2
L, T, R, F	35.	82-9192	Rear chainguard	
L, T, R	36.	14-604*	Bolt, number plate top fixing ($\frac{1}{4}$ " U.N.F. \times $\frac{1}{2}$ ")	2
L, T, R	37.	68-6837*	Rear number plate	
L, T, R	38.	14-301*	Nut, for bolt line 36 ($\frac{1}{4}$ " U.N.F.)	2
L, T, R	39.	2-1462*	Spring washer, for nut line 38 ($\frac{1}{4}$ ")	2
L, T, R	40.	14-301*	Nut, number plate bottom fixing ($\frac{1}{4}$ " U.N.F.)	
L, T, R	41.	29-541*	Lockwasher, for nut line 40 ($\frac{1}{4}$ ")	
L, T, R	42.	27-8560*	Washer, number plate bottom fixing ($\frac{1}{4}$ " \times $\frac{5}{8}$ " \times .048")	

*Except U.S.A. models.

NOTE—Washer No. 27-8568 is added to bolt code 21.



PETROL TANK (STEEL), TWIN SEAT

Model	Code	Spares No.	Description	Per Set
L, T, R, F	1.	42-8010	Grommet, petrol tank, 2 and 4 gallon	
L, T, R, F	2.	68-8014	Nut, tank mounting, 2 and 4 gallon ($\frac{5}{16}$ " B.S.C.)	
L, T, R, F	3.	68-8016	Washer, top, tank mounting, 2 and 4 gallon ($.453" \times .906" \times 3/32"$)	
L, T, R	4.	68-8174	Spacer tube, tank mounting, 2 gallon	
L, T, R	4.	68-8012	Spacer tube, tank mounting, 4 gallon	
L, T, R	5.	76-12	Washer, bottom, tank mounting, 2 and 4 gallon ($\frac{5}{16}" \times 9/16" \times 3/32"$)	
L, T, R	6.	68-8159	Beading, rear, 2 gallon	
L, T, R	6.	68-8039	Beading, rear, 4 gallon	
L, T, R	7.	82-9611	Petrol tap, long, 2 and 4 gallon	
L	8.	82-8409	Petrol pipe complete, 2 and 4 gallon	
L, T, R, F	9.	76-9110	Rubber pad, twin seat	
L, T, R, F	10.	3-1156	Bolt, twin seat ($\frac{5}{16}"$ B.S.C. $\times \frac{7}{8}"$)	2
L, T, R	11.	42-4919	Spacer, twin seat, for use with panniers	2
L, T, R, F	12.	24-8784	Spring washer, twin seat ($\frac{5}{16}" \times \frac{5}{8}" \times .040"$)	2
L, T, R, F	13.	68-9330	Twin seat	
L, T, R	14.	68-8018	Rubber pad, rear, 2 and 4 gallon	
L, T, R	15.	68-8176	Tank bracket, 2 gallon	
L, T, R	16.	68-8024	Petrol tap, short, 2 and 4 gallon	
L, T, R	17.	82-9204	Petrol tap washer, 2 and 4 gallon	
L, T, R, F	18.	68-8054	Rubber bush, tank bracket	2
L, T, R, F (U.S.A.)	19.	19-1032	Side reflector complete (Lucas 57162A)	2
L, T, R	20.	68-8011	Mounting bolt, 4 gallon ($\frac{5}{16}"$ B.S.C.)	
L, T, R	20.	68-8173	Mounting bolt, 2 gallon ($\frac{5}{16}"$ B.S.C.)	
L, T, R, F	21.	68-8013	'O' ring, beading holder, 2 and 4 gallon	
L, T, R, F	22.	68-8019	Mounting ring, 2 and 4 gallon	
L, T, R	23.	68-8035	Beading holder, 2 and 4 gallon	
L, T, R, F	24.	42-8017	Mounting rubber, 2 and 4 gallon	
L, T, R, F	25.	68-8190	Filler cap, 2 and 4 gallon	
L, T, R, F	26.	68-8191	Rivet, filler cap, 2 and 4 gallon	
L, T, R	27.	68-8158	Beading, front, 2 gallon	
L, T, R	27.	68-8038	Beading, front, 4 gallon	
L, T, R	28.	68-8188	Petrol tank, 2 gallon	
L, T, R	28.	68-8189	Petrol tank, 4 gallon	
L, T, R, F	29.	82-9696	Tank badge, right-hand, 2 and 4 gallon	
L, T, R, F	29.	82-9695	Tank badge, left-hand, 2 and 4 gallon	
L, T, R, F	30.	82-8250	Screw, tank badge, 2 and 4 gallon ($\frac{1}{8}"$ WHIT. 40 turns per inch)	4
L, T, R	31.	68-8110	Rubber pad, front, 2 gallon	
L, T, R	31.	68-8017	Rubber pad, front, 4 gallon	
L, T, R, F	32.	2-923	Washer, for bolt line 33 ($\frac{5}{16}" \times \frac{5}{8}" \times \frac{1}{16}"$)	2
L, T, R, F	33.	21-5662	Bolt, tank bracket, 2 gallon ($\frac{5}{16}"$ B.S.F. $\times \frac{5}{8}"$)	2
L, T, R	33.	21-6050*	Bolt, tank bracket, 4 gallon ($\frac{5}{16}"$ B.S.F. $\times \frac{1}{2}"$)	2
L, T, R	34.	68-8062	Tank bracket, 4 gallon	
T, R	35.	82-8408	Petrol pipe, 2 and 4 gallon	
L, T, R	36.	42-8114	Knee grip bracket, left-hand, 4 gallon	
L, T, R	36.	42-8115	Knee grip bracket, right-hand, 4 gallon	
L, T, R	37.	24-7178	Screw, bracket, 4 gallon ($\frac{1}{4}"$ B.S.C. $\times \frac{7}{8}"$)	4
L, T, R	38.	40-8029	Knee grip, right-hand, 4 gallon	
L, T, R	38.	40-8030	Knee grip, left-hand, 4 gallon	
L		60-1991†	Tank top transfer, 2 and 4 gallon	
T		60-2002†	Tank top transfer, 2 and 4 gallon	
R		60-2004†	Tank top transfer, 2 and 4 gallon	

*Special material: 33.—EN15.

†Not illustrated.

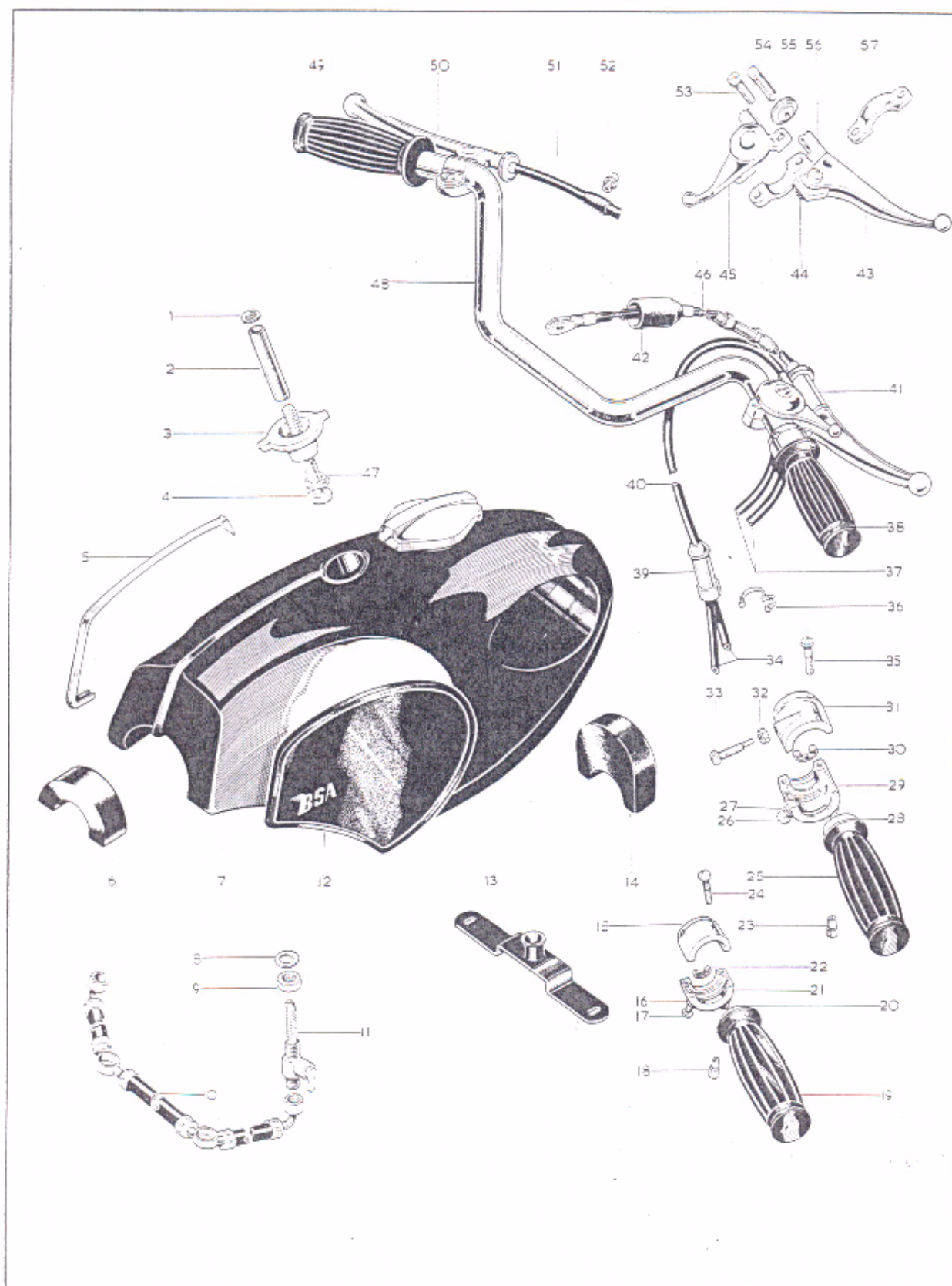


Plate 22

PETROL TANK (GLASS-FIBRE), HANDLEBAR AND CONTROLS

Model	Code	Spares Number		Description	Per Set
		B.S.A. NO.	MAKERS NO.		
F	1.	2-923		Washer, petrol tank mounting	2
F	2.	82-9794		Spacer tube, petrol tank mounting	
F	3.	82-9782		Beading holder	
F	4.	82-9793		Bolt, petrol tank mounting ($\frac{3}{16}$ " B.S.C.)	
F	5.	82-9721		Trim strip, rear	
F	6.	82-9792		Support rubber, rear	
F	7.	82-9609		Petrol tank, glass-fibre	
F	8.	70-7351		Washer, petrol tap	2
F	8.	83-2		Washer, petrol tap	2
F	9.	83-6		Nut, petrol tap	2
F	10.	82-9798		Petrol pipe assembly	
F	11.	75-8074		Petrol tap, short, drive-side	
F	11.	82-4972		Petrol tap, long, timing-side	
F	12.	82-9723		Knee grip, right-hand	
F	12.	82-9722		Knee grip, left-hand	
F	13.	82-9796		Bracket, petrol tank	
F	14.	82-9791		Support rubber, front	
T, R	15.		16/328	Twist grip body, top half	
T, R	16.		16/010	Locknut, friction spring screw	
T, R	17.		16/009	Screw, friction spring	
T, R	18.		16/011	Cable stop	
T, R	19.	19-7222	16/365	Twist grip rubber	
T, R	20.		16/091	Rotor, twist grip	
T, R	21.		16/329	Twist grip body, bottom half	
T, R	22.		16/008	Friction spring, twist grip	
L, F	23.		16/011	Cable stop, twist grip	2
T, R	24.		11/013	Body screw, twist grip	2
L, F	25.	19-7222	16/365	Twist grip rubber	
L, F	26.		210/007	Screw, friction spring	
L, F	27.		5/077	Locknut, friction spring screw	
L, F	28.		313/004	Rotor, twist grip	
L, F	29.		313/021	Twist grip body, bottom half	
L, F	30.		16/008	Friction spring, twist grip	
L, F	31.		313/020	Twist grip body, top half	
L, F	32.		5/077	Locknut, rotor stop screw	
L, F	33.		210/008	Stop screw, rotor	
L, F	34.	60-826		Air control cable, short	2
L, F	35.		18/084	Body screw, twist grip	2
L, F	36.	68-8570		Clip for junction box	
L, F	37.	60-813		Throttle control cable	2

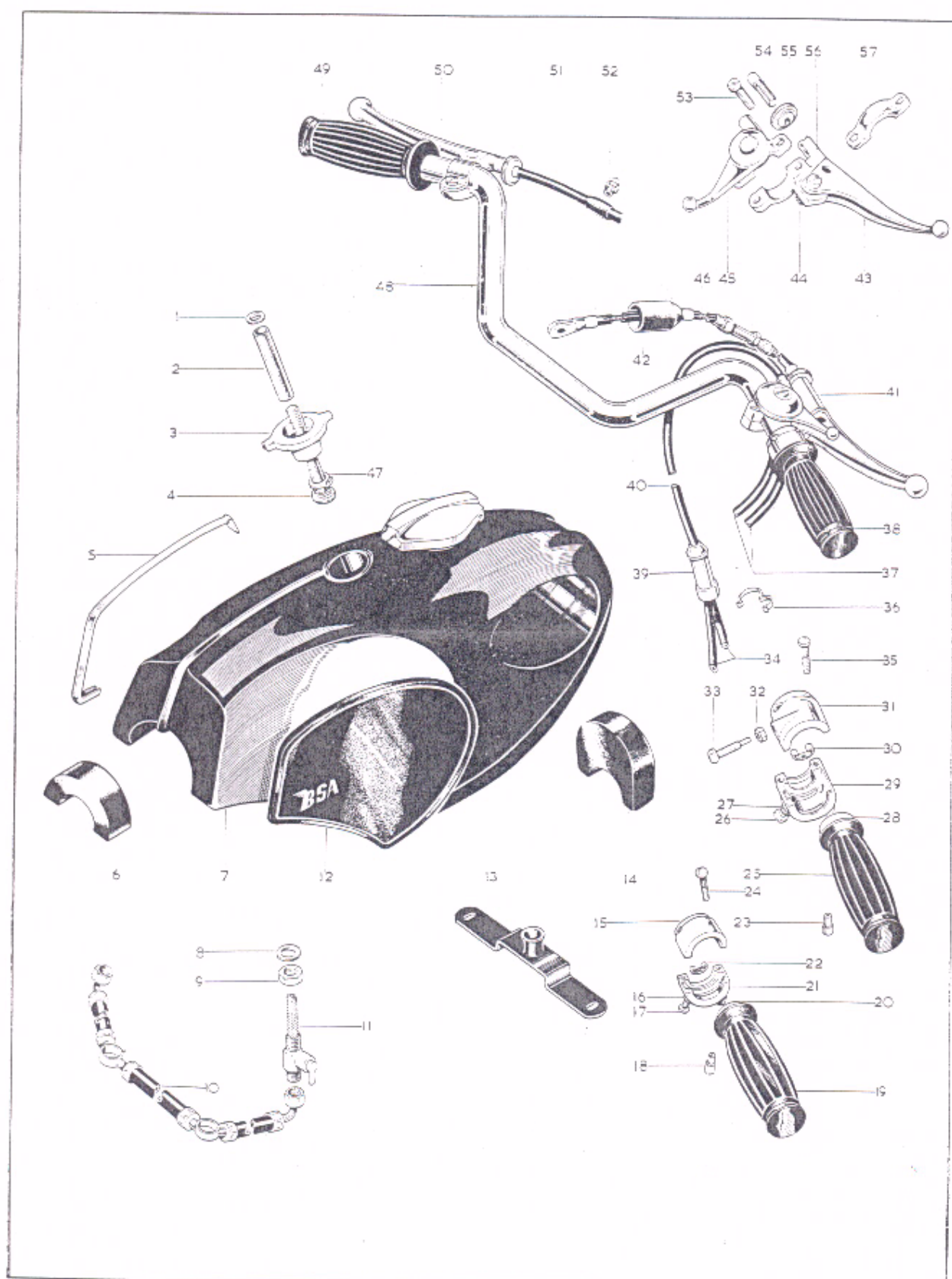
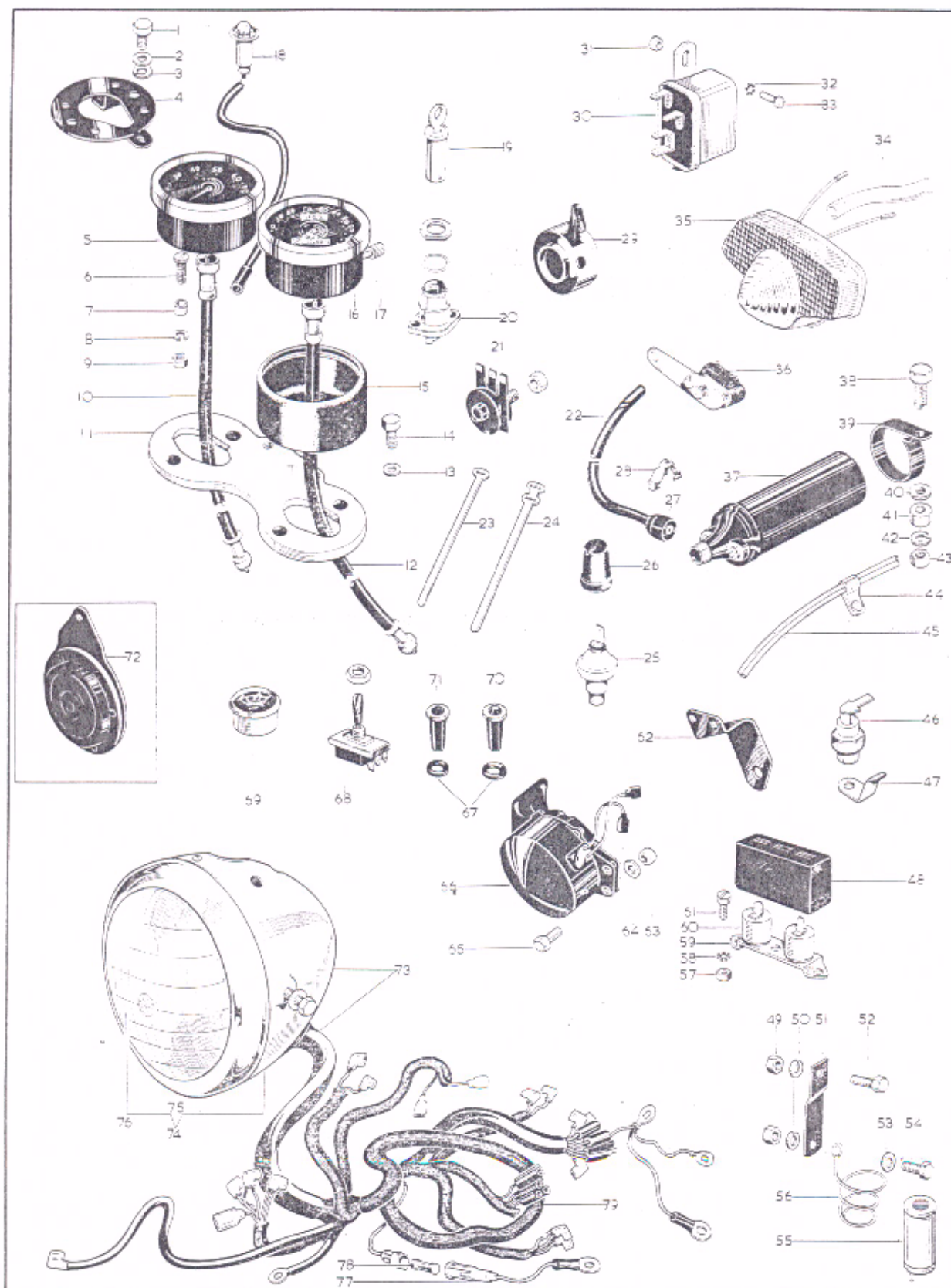


Plate 22—continued

PETROL TANK (GLASS-FIBRE), HANDLEBAR AND CONTROLS

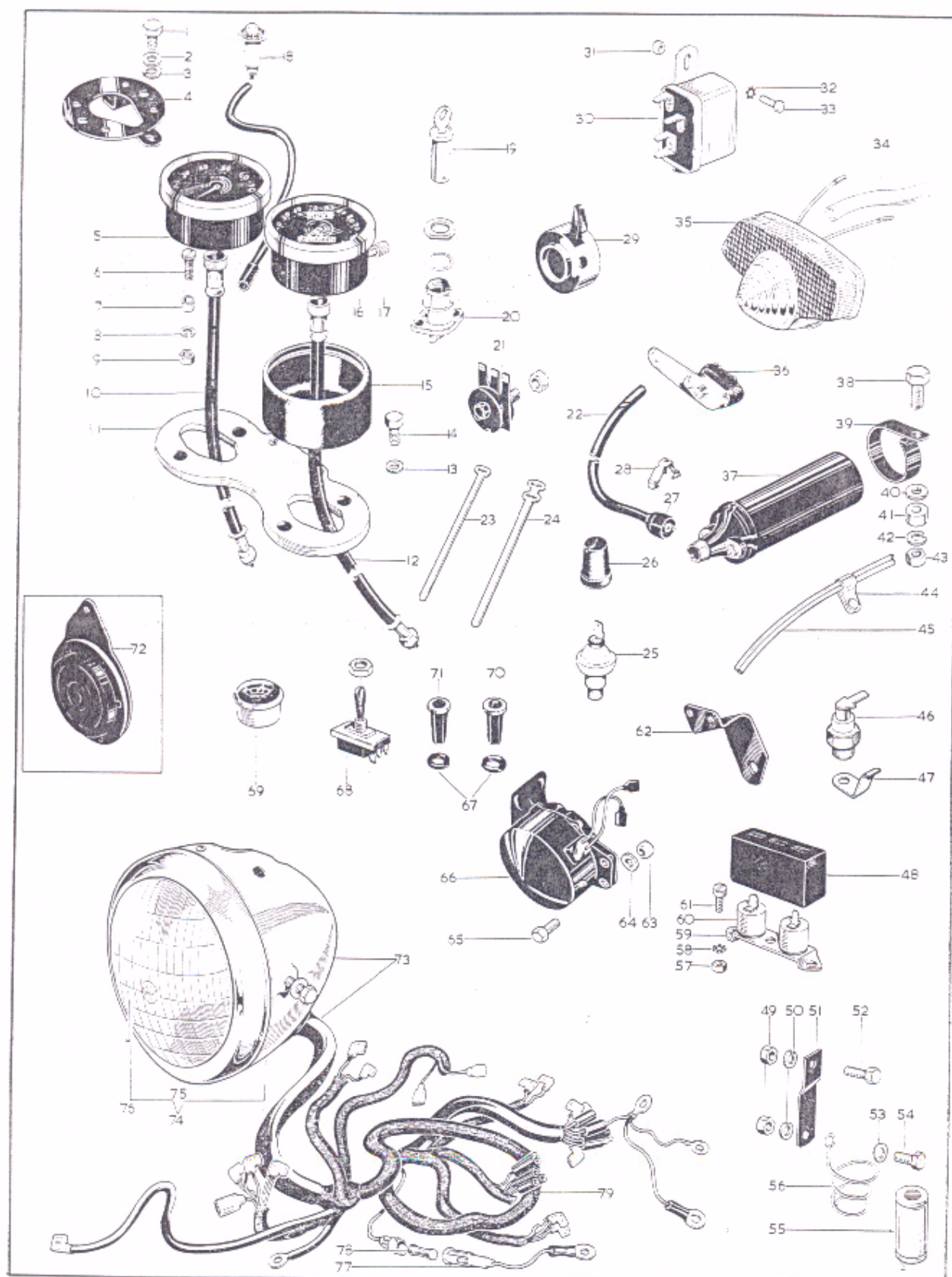
Model	Code	Spares Number		Description	Per Set
		B.S.A. NO.	MAKERS NO.		
T	37.	60-804		Throttle control cable
R	37.	60-807		Throttle control cable
L, F	38.	19-7220	313/13	Twist grip complete
T, R	38.	19-7223	16/364	Twist grip complete
L, F	39.	68-8561		Junction box, air cable
L, F	40.	60-823		Air control cable, long
T	40.	60-815		Air control cable
R	40.	60-818		Air control cable
L, T, R, F	41.	60-2073		Brake and air control complete
L, T, R, F	42.	60-2086		Stop switch cover, brake cable
L, T, R, F	43.		18/754	Front brake lever only
L, T, R, F	43.		18/752	Clutch control lever only
L, T, R, F	44.		18/053	Fulcrum pin nut, brake and clutch levers	2
L, T, R, F	45.		12/556	Air control lever only
L, T, R, F			12/607	Air control lever bolt
L, T, R, F			12/606	Air control lever cap
L, T, R, F			12/033	Air control spring washer
L, T, R, F			12/619	Air control body
L, T, R, F (U.S.A.)	46.	60-2076		Front brake cable complete
L, T, R	46.	60-2077		Front brake cable complete
F	47.	82-9795		Tapered washer, petrol tank bolt
L, T, R, F (U.S.A.)	48.	42-4968		Handlebar
L, T, R	48.	68-4971		Handlebar
L, T, R, F	49.	19-7221		Rubber grip, left-hand
L, T, R, F	50.	60-2074		Clutch control complete
L, F (U.S.A.)	51.	60-2080		Clutch cable complete
L, T, R	51.	60-2081		Clutch cable complete
L, T, R, F	52.	47-9012		Grease nipple, clutch cable
L, T, R, F	53.		11/014	Clamp screw, clutch lever clip	2
L, T, R, F	53.		11/014	Clamp screw, brake lever
L, T, R, F	53.		11/013	Clamp screw, brake lever
L, T, R, F	54.		18/1708	Cable adjuster, brake and clutch levers ($\frac{3}{8}$ " U.N.F.)	2
L, T, R, F	55.		18/1709	Adjuster nut, brake and clutch levers ($\frac{3}{8}$ " U.N.F.)	2
L, T, R, F	56.		18/087	Fulcrum pin, brake and clutch levers	2
L, T, R, F	57.		12/595	Body clip, clutch lever
F		60-2006		Petrol tank top transfer, not illustrated

NOTE:—Where no B.S.A. part number is quoted, the part is only available from the makers.



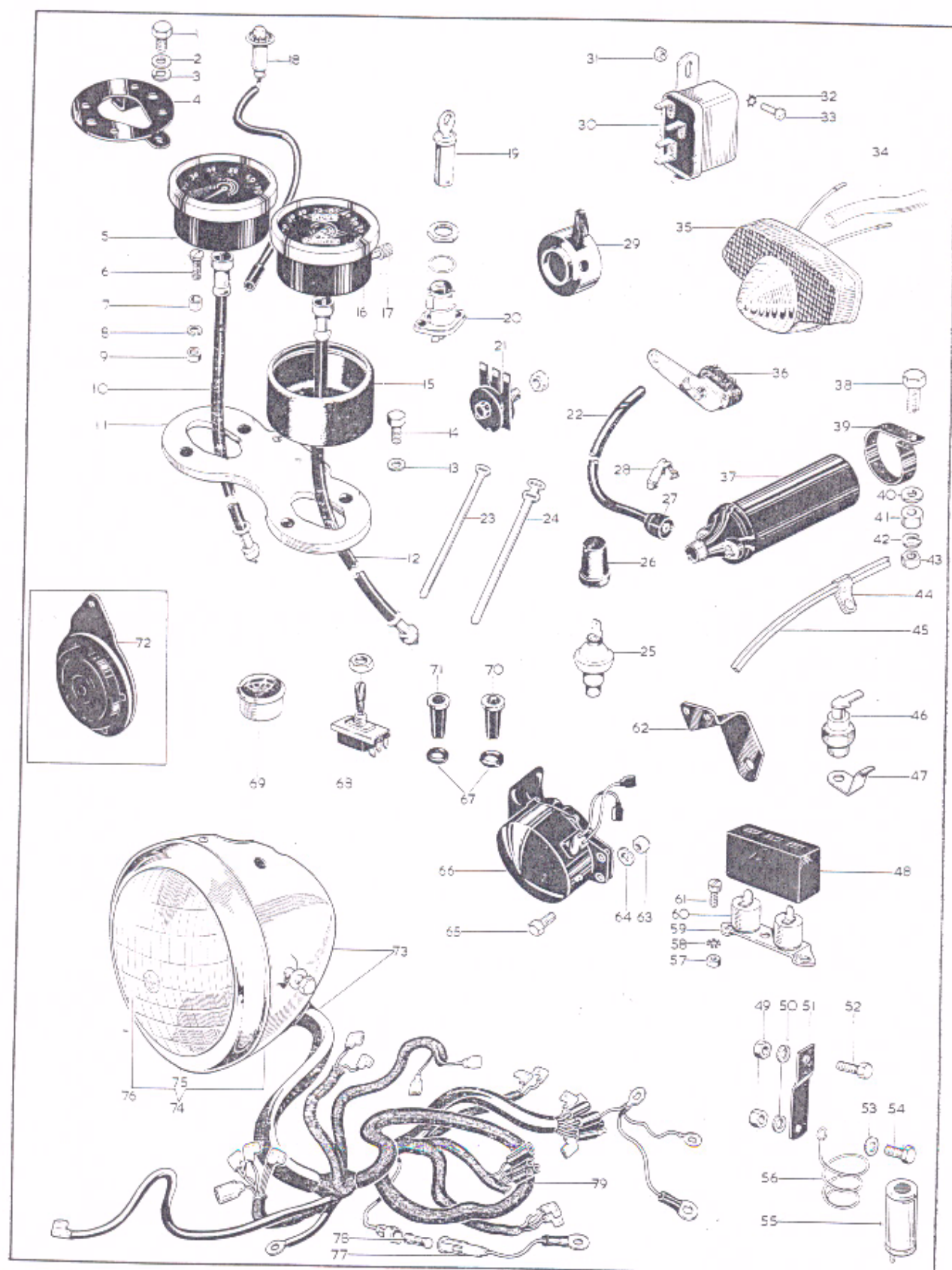
ELECTRICAL EQUIPMENT

Model	Code	Spares Number	Description	Per Set
		B.S.A. NO.	MAKERS NO.	
T, R	1.	15-7354	Bolt, speedometer mounting bracket	2
T, R	2.	2-923	Washer, speedometer mounting bracket	2
T, R	3.	24-8784	Spring washer, speedometer mounting bracket	2
T, R	4.	82-8283	Bracket, speedometer mounting	
L, F	5.	19-2189	RSM.3003-06 Tachometer head	
L, T, R, F	6.	76-543	Screw, speedometer and tachometer mounting	8/4
L, T, R, F	7.	68-9418	Spacer, speedometer and tachometer mounting	8/4
L, T, R, F	8.	24-7068	Spring washer, speedometer and tachometer mounting	8/4
L, T, R, F	9.	2-47	Nut, speedometer and tachometer mounting	8/4
L, F	10.	19-9076	DF.9110-00 Tachometer cable	
L, F	11.	68-9148	Bracket, speedometer and tachometer mounting	
L, T, R, F	12.	19-9086	DF.9110-02 Speedometer cable, 66"	
L, F	13.	15-5155	Washer, bracket to yoke	2
L, F	14.	68-5056	Bolt, bracket to yoke	2
L, T, R, F	15.	83-281	Clip, speedometer and tachometer	2/1
L, T, R, F	16.	19-8936	SSM.5001-05 Speedometer head, m.p.h.	
L, T, R, F	16.	19-2183	SSM.5001-04 Speedometer head, k.p.h.	
L, T, R, F	17.	19-9080	41-148-203-10 Speedometer trip shaft	
L, F	18.	19-962	54953387 Speedometer light lead	
T, R	18.	19-961	54953389 Speedometer light lead	
L, T, R, F		554710	Bulb holder, speedometer and tachometer	2/1
L, T, R, F		643	Bulb, speedometer and tachometer	2/1
L, T, R, F	19.	68-9304	1-6280 Lock and key, ignition switch	
L, T, R, F	20.	19-1775	31899 Ignition switch complete	
L, T, R, F	21.	19-1715	49072 Rectifier with nut	
L, T, R, F	22.	19-1824	842187 High-tension lead	2
(U.S.A.)				
L, T, R	22.	19-1783	54939356 High-tension lead	2
L, T, R, F	23.	75-9045	Cable clip	4
L, T, R, F	24.	76-9136	Cable clip	4
L, T, R, F	25.	19-6504	5307-05 Oil pressure switch	
L, T, R, F	26.	60-2045	Oil pressure switch cover	
L, T, R, F	27.	19-865	421554 High-tension lead grommet	2
(U.S.A.)				
L, T, R, F	28.	19-866	421863 High-tension lead clip	2
(U.S.A.)				
L, T, R, F	29.	19-214	16714 Dipper switch	
L	30.	19-953	33188 Horn relay	
L	31.	21-5161	Nut, relay mounting	2
L	32.	29-3319	Lockwasher, relay mounting	2
L	33.	21-5359	Screw, relay mounting	2
L, T, R, F	34.	82-8307	Plastic sleeve, tail lamp lead	
L, T, R, F	35.	19-1245	53973 Stop/tail lamp complete	
		54577109	Lens, stop/tail lamp	
		144921	Screw, lens fixing	
		54578213	Bulb holder, assembly	
		573828	Interior, bulb holder	
		54578212	Base assembly	
		54571677	Gasket, lamp seating	
		110714	Screw, lamp fixing	
		188330	Washer, screw fixing	
		380	Bulb	



ELECTRICAL EQUIPMENT

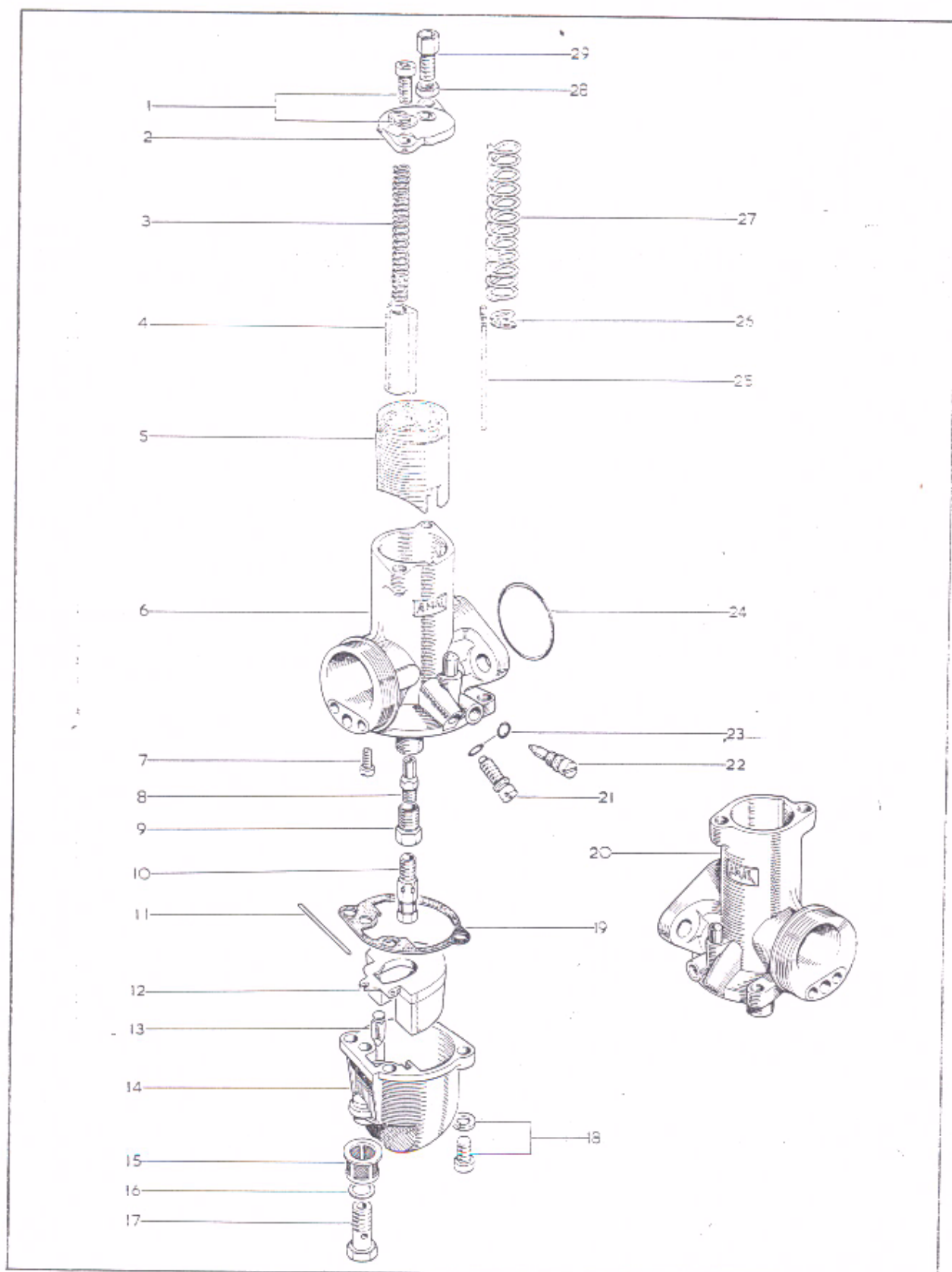
Model	Code	Spares Number		Description	Per Set
		B.S.A. NO.	MAKERS NO.		
L, T, R, F	36.	19-1125	34448	Stop switch, rear brake	
L, T, R, F	37.	19-1784	45110D	Ignition coil	2
L, T, R, F	38.	14-207		Bolt, coil clip ($\frac{1}{4}$ " U.N.F. \times 2")	
L, T, R, F	39.	68-4093		Coil clip	2
L, T, R, F	40.	2-6537		Washer, coil clip	2
L, T, R, F	41.	42-8098		Spacer, coil clip	
L, T, R, F	42.	2-1462		Spring washer, coil clip	
L, T, R, F	43.	14-301		Nut, coil clip ($\frac{1}{4}$ " U.N.F.)	
L, T, R, F	44.	66-8340		Clip, battery vent pipe	
L, T, R, F	45.	68-9163		Battery vent pipe	
L, T, R, F	46.	19-1735	49345A	Zener diode	
L, T, R, F	47.	68-9429		Diode retaining clip	
L, T, R, F	48.	19-1848	54418528	Rubber cover, condenser pack	2
L, T, R, F	49.	14-301		Nut, capacitor and bracket mounting	2
L, T, R, F	50.	2-1462		Spring washer, for nut line 49	
L, T, R, F	51.	82-8277		Capacitor bracket	
L, T, R, F	52.	14-103		Bolt, capacitor bracket ($\frac{1}{4}$ " U.N.F. \times $\frac{3}{4}$ ")	to order only.
L, T, R, F	53.	2-525		Washer, capacitor mounting	
L, T, R, F	54.	14-102		Bolt, capacitor mounting ($\frac{1}{4}$ " U.N.F. \times $\frac{5}{8}$ ")	
L, T, R, F	55.	82-8319	54170009	Capacitor	
L, T, R, F	56.	82-8320	54483156	Spring, capacitor mounting	2
L, T, R, F	57.	2-47		Nut, condenser base plate mounting	2
L, T, R, F	58.	29-3319		Lockwasher, for nut line 57	
L, T, R, F	59.	19-1861		Base plate, condenser pack	2
L, T, R, F	60.	19-1847	54418527	Condenser	2
L, T, R, F	61.	40-236		Screw, condenser base plate	
L	62.	82-9799		Horn bracket, right-hand	
L	62.	82-9800		Horn bracket, left-hand	
L	63.	14-301		Nut, horn mounting ($\frac{1}{4}$ " U.N.F.)	4
L	64.	2-1462		Spring washer, horn mounting	4
L	65.	14-103		Bolt, horn mounting ($\frac{1}{4}$ " U.N.F. \times $\frac{3}{4}$ ")	4
L	66.	19-2070	P.201	Horn, right-hand	
L	66.	19-2071	P.101	Horn, left-hand	
L, T, R, F	67.		54140331	Sealing ring, headlamp warning light	2
L, T, R, F	68.	19-964	35710	Light switch, headlamp	
L, T, R, F	69.	19-963	36403	Ammeter, headlamp	
L, T, R, F	70.	19-965	38189	Warning light, red, oil pressure	
L, T, R, F	71.	19-982	38191	Warning light, green, main beam	
F, T, R	72.	19-2064	HF.80	Horn	
L, T, R	73.	19-1169	54052889	Headlamp with harness—standard	
L, T, R	73.	19-1183	54052890	Headlamp with harness—Europe	
L, T, R	73.	19-1185	54052891	Headlamp with harness—France	



ELECTRICAL EQUIPMENT

Model	Code	Spares Number		Description	Per Set
		B.S.A. NO.	MAKERS NO.		
F	73.	19-967	54052834	Headlamp with harness—standard
L, T, R	74.	19-1173	59883	Headlamp only—standard
L, T, R	74.	19-1184	59885	Headlamp only—Europe
L, T, R	74.	19-1186	59885	Headlamp only—France, with 411 bulb
F	74.	19-966	59881	Headlamp only—standard
L, T, R	75.	19-701	553248	Headlamp rim
F	75.	19-610	534343	Headlamp rim
L, T, R	76.	19-958	516798	Headlamp light unit—standard
F	76.	19-738	516828	Headlamp light unit—standard
L, T, R	76.	19-959	54522680	Headlamp light unit—France and Europe
L, T, R, F			504665	Wire fixing clip	6
L, T, R, F			144921	Rim fixing screw
L, T, R, F			534296	Rim fixing plate
L, T, R, F			281	Warning light bulb	2
L, T, R, F			54945043	Bulb holder, warning light	2
L, T, R, F			554602	Main bulb holder—standard
L, T, R, F			555910	Sleeve, terminal—standard
L, T, R, F			54573590	Pilot bulb holder
L, T, R, F			553780	Interior, pilot bulb holder
L, T, R, F			554354	Ring, seating pilot bulb holder
L, T, R, F			446	Main bulb—standard
L, T, R, F			989	Pilot bulb
L, T, R, F			850641	Double connector
L, T, R, F			112201	Screw, fixing lamp	2
L, T, R, F			137498	Washer, lamp fixing screw	2
L, T, R			54523999	Lamp body
F			54524000	Lamp body
L, T, R			556442	Spring retaining main bulb	} France and Europe
L, T, R			553738	Adaptor, main bulb	
L, T, R			900288	Single connector	
L, T, R			410	Main bulb—Europe
L, T, R			411	Main bulb—France
L, T, R, F	77.	19-1249	188218	Fuse, 35 amp.
L, T, R, F	78.	19-969	54190387	Fuse holder
L, T, R	79.	19-1171	54955258	Main harness
F	79.	19-968	54958442	Main harness
L, T, R, F		19-1776	54027029	Battery

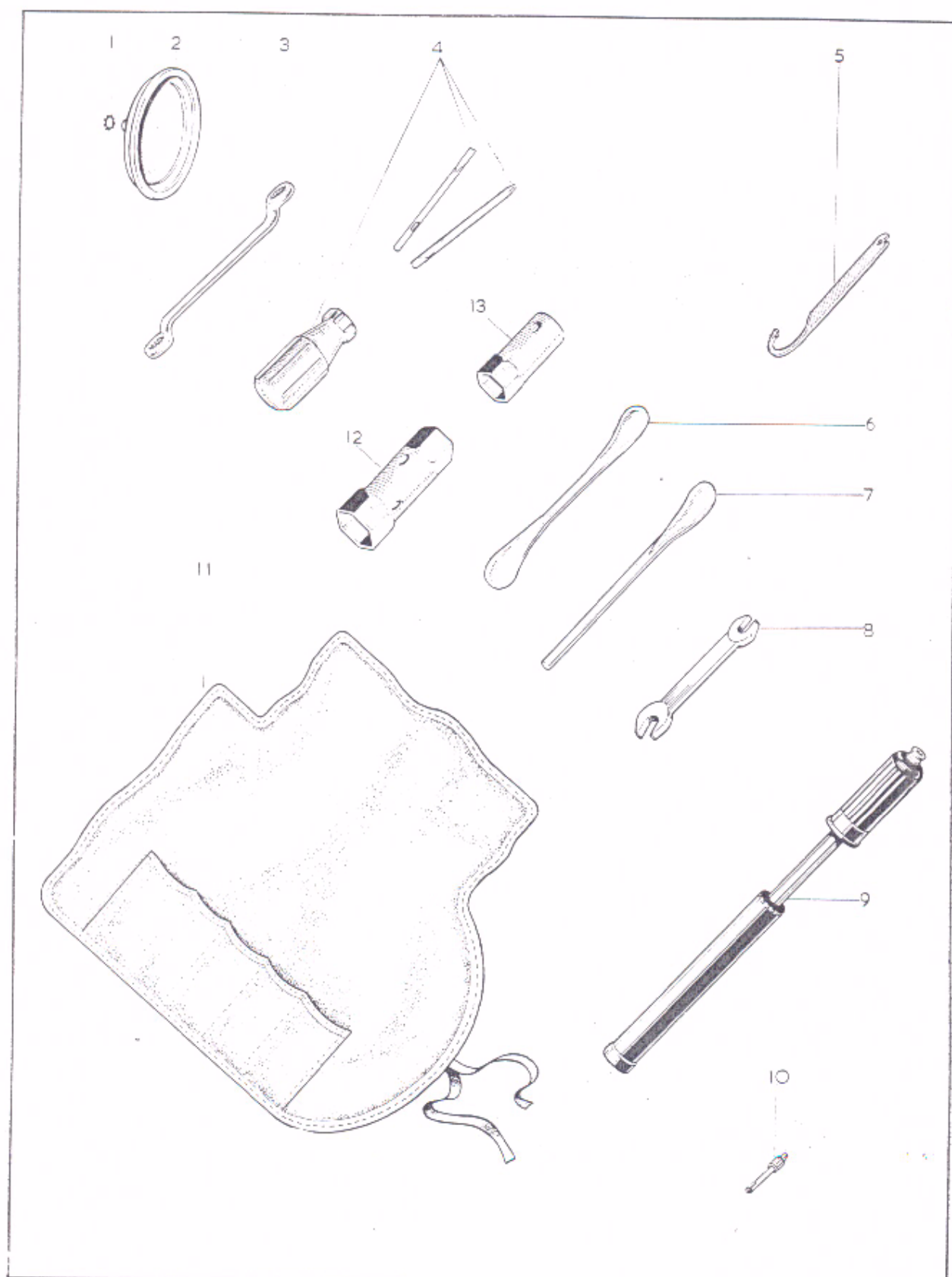
NOTE:—Where no B.S.A. part number is quoted, the part is only available from the makers.



CARBURETTER

Model	Code	Spares Number		Description	Per Set
		B.S.A. NO.	AMAL NO.		
L, T, R, F	1.	19-3093	622/086	Screw and washer for top cap	4/2
L, F	2.		928/064	Mixing chamber top cap	2
T	2.		928/098	Mixing chamber top cap	
R	2.		622/098	Mixing chamber top cap	
L, T, R, F	3.	19-3092	622/065	Air valve spring	2/1
L, T, F	4.	19-3109	928/062	Air valve	2/1
R	4.	19-3091	622/062	Air valve	
L, F	5.	19-3128	928/060	Throttle valve, size 2½	2
T	5.	19-3127	928/060	Throttle valve, size 3½	
R	5.	19-3129	622/060	Throttle valve, size 3½	
L, F	6.		R.930	Body, right-hand	
T	6.		R.928	Body	
R	6.		R.626	Body	
L, T, F	7.	19-3110	124/026	Pilot jet, size 20 c.c.	2/1
R	7.	19-3100	124/026	Pilot jet, size 25 c.c.	
L, T, R, F	8.	19-3130	622/079	Needle jet, size .106"	2/1
L, T, R, F	9.		622/080	Jet holder	2/1
L, F	10.	19-3036	376/100	Main jet, size 190 c.c.	2
R	10.	19-2880	376/100	Main jet, size 200 c.c.	
T	10.	19-2883	376/100	Main jet, size 230 c.c.	
L, T, R, F	11.		622/071	Float spindle	2/1
L, T, R, F	12.	19-3102	622/069	Float	2/1
L, T, R, F	13.	19-3105	622/068	Float needle	2/1
L, T, R, F	14.		622/050	Float chamber	2/1
L, T, R, F	15.	19-3048	376/093	Petrol pipe filter	2/1
T, R	16.		13/163	Banjo bolt washer	
L, T, R, F	17.	19-3103	622/078	Banjo bolt	2/1
L, T, R, F	18.	19-3093	622/086	Screw and washer, float chamber	4/2
L, T, R, F	19.	19-3106	622/073	Float chamber gasket	2/1
L, F	20.		L.930	Body, left-hand	
L, T, R, F	21.		622/077	Throttle stop screw	2/1
L, T, R, F	22.		622/076	Pilot air screw	2/1
L, T, R, F	23.	19-3098	622/082	'O' ring, throttle and air screws	4/2
L, T, R, F	24.	19-3090	622/101	'O' ring, carburetter flange	2/1
L, T, F	25.	19-3107	928/063	Throttle needle	2/1
R	25.	19-3096	622/063	Throttle needle	
L, T, R, F	26.	19-3095	622/067	Clip, throttle needle	2/1
L, T, R, F	27.	19-3094	622/061	Throttle spring	2/1
L, F	28.		5/077	Locknut, cable adjuster	2
L, F	29.		4/035	Cable adjuster	2

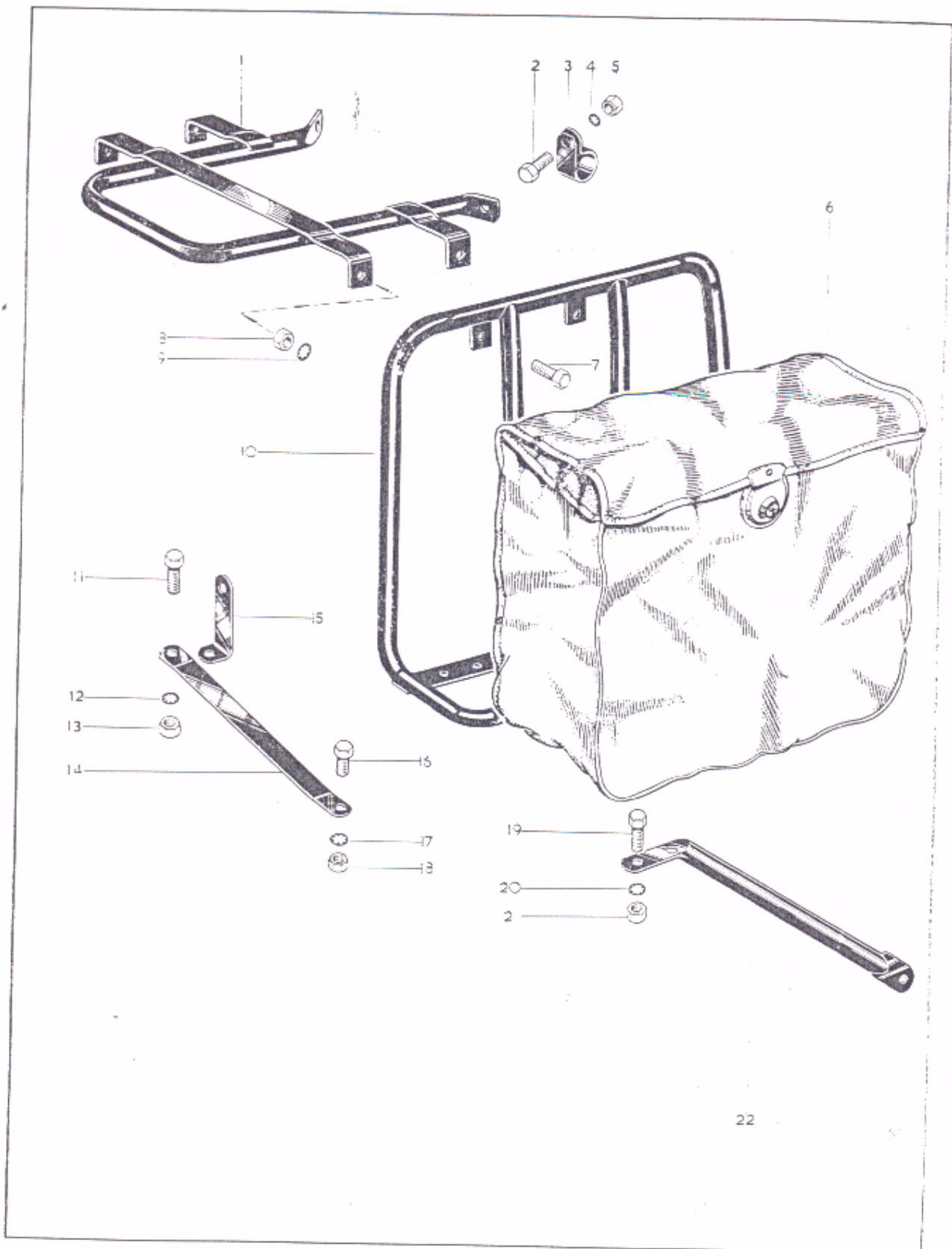
NOTE:—Where no B.S.A. part number is quoted, the part is only available from the makers.



TOOLKIT

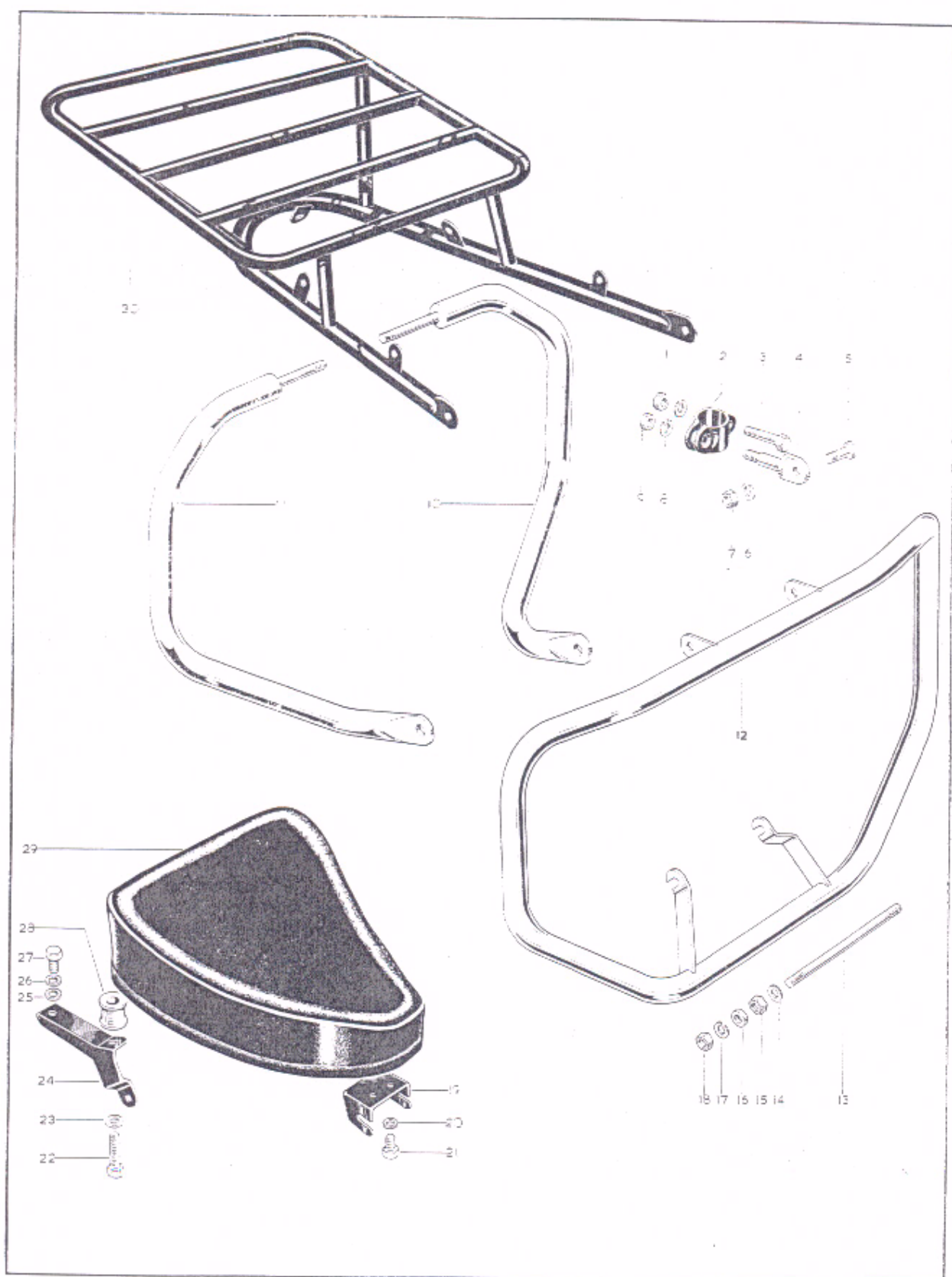
<i>Model</i>	<i>Code</i>	<i>Spares No.</i>	<i>Description</i>	<i>Per Set</i>
L, T, R	1.	29-541*	Lockwasher for licence holder
L, T, R	2.	19-5390*	Licence holder
L, T, R, F	3.	67-9026	Ring spanner
L, T, R, F	4.	60-767	Screwdriver set
L, T, R, F	5.	68-9462	Rear damper and chain adjuster spanner
L, T, R, F	6.	29-9252	Tyre lever
L, T, R, F	7.	60-801	Tyre lever/tommybar
L, T, R, F	8.	60-2084	Double-open-ended spanner
L, T, R	9.	90-9237*	Tyre inflator
L, T, R, F	10.	68-9467	Tyre valve key
L, T, R, F	11.	68-9461	Tool roll
L, T, R, F	12.	40-9017	Double-ended box spanner
L, T, R, F	13.	68-9464	Spark plug spanner
L, T, R, F		60-2112	Toolkit complete

*Except U.S.A. models.



REAR CARRIER WITH PANNIERS (TO ORDER ONLY)

Model	Code	Spares No.	Description	Per Set
	1.	68-6881	Rear carrier for panniers	
	2.	14-114	Bolt, carrier clip ($\frac{5}{16}$ " U.N.F. \times $\frac{3}{4}$ ")	2
	3.	24-8928	Carrier clip	2
	4.	36-382	Lockwasher, for nut line 5 ($\frac{5}{16}$ ")	2
	5.	14-302	Nut, carrier clip bolt ($\frac{5}{16}$ " U.N.F.)	2
	6.	76-9175	Pannier bag	2
	7.	14-113	Bolt, frame to carrier ($\frac{5}{16}$ " U.N.F. \times $\frac{5}{8}$ ")	4
	8.	14-302	Nut, frame to carrier ($\frac{5}{16}$ " U.N.F.)	4
	9.	36-382	Lockwasher, for nut line 8 ($\frac{5}{16}$ ")	4
	10.	68-6913	Pannier frame, left-hand	
	10.	68-6914	Pannier frame, right-hand	
	11.	14-102	Bolt, link to bracket ($\frac{1}{4}$ " U.N.F. \times $\frac{5}{8}$ ")	
	12.	29-541	Lockwasher, for nut line 13 ($\frac{1}{4}$ ")	
	13.	14-301	Nut, link to bracket ($\frac{1}{4}$ " U.N.F.)	
	14.	68-6885	Pannier frame link	2
	15.	90-6996	Bracket, link to guard	
	16.	14-101	Bolt, link to frame ($\frac{1}{4}$ " U.N.F. \times $\frac{1}{2}$ ")	2
	17.	29-541	Lockwasher, for nut line 18 ($\frac{1}{4}$ ")	2
	18.	14-301	Nut, link to frame ($\frac{1}{4}$ " U.N.F.)	2
	19.	14-102	Bolt, support tube to frame ($\frac{1}{4}$ " U.N.F. \times $\frac{5}{8}$ ")	4
	20.	29-541	Lockwasher, for nut line 21 ($\frac{1}{4}$ ")	4
	21.	14-301	Nut, support tube to frame ($\frac{1}{4}$ " U.N.F.)	4
	22.	68-6919	Support tube, left-hand	
	22.	68-6920	Support tube, right-hand	
		68-6880	Pannier and carrier assembly	



REAR CARRIER, SHORT SEAT, SAFETY BARS (TO ORDER ONLY)

Model	Code	Spares No.	Description	Per Set
	1.	14-303	Nut, for bolt line 3 ($\frac{3}{8}$ " U.N.F.)	2
	2.	42-4906	Split clamp, front safety bar	2
	3.	14-234	Bolt, split clamp ($\frac{3}{8}$ " U.N.F. \times $1\frac{3}{4}$ ")	2
	4.	42-4904	Eye bolt, split clamp ($\frac{3}{8}$ " B.S.C.)	2
	5.	14-128	Bolt, safety bar to eye bolt ($\frac{3}{8}$ " U.N.F. \times 1")	2
	6.	2-2903	Spring washer, for nut line 7	2
	7.	14-303	Nut, for bolt line 5 ($\frac{3}{8}$ " U.N.F.)	2
	8.	2-2903	Spring washer, for nut lines 1 and 9	2
	9.	2-46	Nut, for eye bolt line 4 ($\frac{3}{8}$ " B.S.C.)	2
	10.	68-4936	Rear safety bar, left-hand	
	11.	68-4937	Rear safety bar, right-hand	
	12.	68-4900	Front safety bar	
	13.	68-4905	Front engine mounting stud ($\frac{7}{16}$ " B.S.C.)	
	14.	15-431	Washer, engine stud ($\frac{7}{16}$ " \times $\frac{3}{4}$ " \times $\frac{1}{16}$ ")	2
	15.	27-8059	Nut, engine stud ($\frac{7}{16}$ " B.S.C.)	2
	16.	68-4906	Spacer, engine stud	2
	17.	2-1967	Spring washer, engine stud ($\frac{7}{16}$ ")	2
	18.	27-8059	Nut, engine stud ($\frac{7}{16}$ " B.S.C.)	2
	19.	68-9049	Front bracket, short seat	
	20.	2-1462	Spring washer, for bolt line 21 ($\frac{1}{4}$ ")	2
	21.	2-204	Bolt, front bracket to seat ($\frac{1}{4}$ " B.S.C. \times $\frac{1}{2}$ ")	2
	22.	15-1355	Bolt, rear bracket to seat ($\frac{5}{16}$ " B.S.C. \times $1\frac{1}{2}$ ")	2
	23.	24-8784	Spring washer, for bolt line 22 ($\frac{5}{16}$ ")	2
	24.	68-9512	Rear bracket, left-hand, short seat	
	24.	68-9513	Rear bracket, right-hand, short seat	
	25.	2-923	Washer, for bolt line 27 ($\frac{5}{16}$ " \times $\frac{5}{8}$ " \times $\frac{1}{16}$ ")	4
	26.	24-8784	Spring washer, for bolt line 27 ($\frac{5}{16}$ ")	2
	27.	28-2338	Bolt, rear bracket to guard ($\frac{5}{16}$ " B.S.C. \times $2\frac{3}{32}$ ")	2
	28.	42-6763	Spacer, short seat	2
	29.	68-9047	Short seat	
	30.	68-6884	Rear carrier, short seat	
	30.	68-6875	Rear carrier, twin seat	
		68-4907	Front safety bar assembly	
		68-4939	Rear safety bar assembly	

NUMERICAL INDEX

NUMBER	PAGE	PLATE	CODE
--------	------	-------	------

00-3169	11	—	—
00-3170	11	—	—
00-3311	11	—	—
00-3312	11	—	—

1-4675	41	15	9
1-4675	25	8	23
1-4675	19	5	28
1-6280	59	23	19

2-46	41	15	9
2-46	35	12	12
2-46	35	12	28
2-47	71	27	9
2-47	61	23	57
2-49	29	10	34
2-79	33	11	14
2-204	39	14	3
2-204	59	23	21
2-204	71	27	21
2-220	13	2	24
2-440	47	18	1
2-449	11	1	28
2-452	47	18	26
2-522	33	11	5
2-522	35	12	11
2-522	11	1	29
2-522	29	10	29
2-522	35	12	29
2-522	33	11	36
2-525	11	1	2
2-525	61	23	53
2-923	55	22	1
2-923	59	23	2
2-923	29	10	4
2-923	35	12	4
2-923	37	13	4
2-923	11	1	13
2-923	41	15	16
2-923	41	15	17
2-923	71	27	25
2-923	53	21	32
2-923	41	15	36
2-923	35	12	38
2-923	37	13	47
2-1027	29	10	14
2-1309	33	11	9
2-1462	39	14	2
2-1462	49	19	6
2-1462	49	19	15
2-1462	71	27	20
2-1462	13	2	23
2-1462	51	20	23
2-1462	37	13	24
2-1462	13	2	27
2-1462	51	20	29
2-1462	49	19	30
2-1462	37	13	32
2-1462	37	13	35
2-1462	49	19	39
2-1462	51	20	39
2-1462	61	23	42
2-1462	37	13	49
2-1462	61	23	50
2-1462	61	23	64
2-1733	31	10	44
2-1925	35	12	24
2-1925	29	10	40
2-1925	31	10	48
2-1945	29	10	10
2-1945	35	12	15
2-1945	35	12	22
2-1945	29	10	37
2-1967	29	10	9
2-1967	35	12	14
2-1967	71	27	17
2-1967	35	12	23

NUMBER	PAGE	PLATE	CODE
--------	------	-------	------

2-1967	29	10	39
2-2138	47	18	10
2-2138	11	1	15
2-2395	51	20	20
2-2395	23	7	27
2-2395	11	1	39
2-2395	49	19	40
2-2578	25	8	26
2-2579	25	8	18
2-2903	71	27	6
2-2903	71	27	8
2-6537	61	23	40

3-1156	53	21	10
3-1346	33	11	47
3-1399	33	11	35

4-35	65	24	29
4-2203	25	8	6
4-2276	29	10	20
4-2508	31	10	75

5-77	55	22	27
5-77	65	24	28
5-77	55	22	32

11-13	55	22	24
11-13	57	22	53
11-14	57	22	53
11-14	57	22	53

12-33	57	—	—
12-556	57	22	45
12-595	57	22	57
12-606	57	—	—
12-607	57	—	—
12-619	57	—	—

13-163	65	24	16
--------	----	----	----

14-101	49	19	2
14-101	51	20	9
14-101	49	19	16
14-101	69	26	16
14-101	13	2	26
14-101	37	13	27
14-101	37	13	33
14-101	51	20	33
14-102	69	26	11
14-102	69	26	19
14-102	49	19	33
14-102	61	23	54
14-103	61	23	52
14-113	35	12	5
14-113	69	26	7
14-113	49	19	20
14-113	33	11	34
14-114	69	26	2
14-114	49	19	12
14-114	49	19	28
14-114	49	19	36
14-114	35	12	39
14-114	37	13	48
14-115	51	20	3
14-115	29	10	7
14-119	41	15	18
14-128	71	27	5
14-204	13	2	12
14-205	51	20	21
14-207	61	23	38
14-208	25	8	9
14-215	29	10	16
14-215	35	12	17
14-215	35	12	25
14-218	43	16	24
14-219	37	13	37

NUMBER	PAGE	PLATE	CODE
--------	------	-------	------

14-221	37	13	1
14-221	17	4	6
14-224	31	10	51
14-226	17	4	17
14-232	31	10	61
14-234	71	27	3
14-236	33	11	1
14-237	47	18	13
14-238	33	11	1
14-239	31	10	56
14-240	31	10	56
14-252	31	10	49
14-301	49	19	7
14-301	69	26	13
14-301	49	19	14
14-301	13	2	15
14-301	19	5	16
14-301	51	20	16
14-301	13	2	17
14-301	69	26	18
14-301	69	26	21
14-301	51	20	24
14-301	37	13	25
14-301	51	20	28
14-301	49	19	29
14-301	19	5	30
14-301	37	13	31
14-301	51	20	38
14-301	51	20	40
14-301	61	23	43
14-301	61	23	49
14-301	61	23	63
14-302	35	12	2
14-302	69	26	5
14-302	29	10	6
14-302	37	13	6
14-302	17	4	7
14-302	69	26	8
14-302	17	4	10
14-302	41	15	15
14-302	21	6	25
14-302	49	19	25
14-302	17	4	28
14-302	17	4	33
14-302	35	12	36
14-302	37	13	46
14-302	31	10	53
14-303	71	27	1
14-303	33	11	6
14-303	71	27	7
14-303	41	15	12
14-303	45	17	20
14-303	45	17	27
14-303	29	10	28
14-304	31	10	48
14-401	45	17	24
14-402	35	12	10
14-402	29	10	18
14-402	49	19	22
14-402	51	20	25
14-402	35	12	31
14-402	41	15	32
14-403	27	9	19
14-604	51	20	36
14-609	13	2	20
14-702	49	19	10
14-702	49	19	34
14-802	41	15	37
14-803	47	18	9
14-803	31	10	55
14-803	31	10	58
14-804	31	10	50
14-901	19	5	19
14-1401	19	5	33
14-1619	21	6	26
14-1621	17	4	2
14-6221	17	4	16

NUMERICAL INDEX

NUMBER	PAGE	PLATE	CODE
14-6606	25	8	29
14-6608	25	8	35
14-6610	25	8	33
14-6611	27	9	54
14-6612	25	8	34
14-6613	25	8	4
14-6614	25	8	27
15-39	33	11	48
15-203	17	4	23
15-431	47	18	3
15-431	71	27	14
15-734	29	10	27
15-804	27	9	13
15-1355	71	27	22
15-5155	41	15	5
15-5155	59	23	13
15-5155	25	8	25
15-7354	59	23	1
15-7563	29	10	31
16-8	55	22	22
16-8	55	22	30
16-9	55	22	17
16-10	55	22	16
16-11	55	22	18
16-11	55	22	23
16-91	55	22	20
16-328	55	22	15
16-329	55	22	21
16-364	57	22	38
16-365	55	22	19
16-365	55	22	25
18-53	57	22	44
18-84	55	22	35
18-87	57	22	56
18-752	57	22	43
18-754	57	22	43
18-1708	57	22	54
18-1709	57	22	55
19-214	59	23	29
19-610	63	23	75
19-701	63	23	75
19-738	63	23	76
19-865	59	23	27
19-866	59	23	28
19-943	51	20	14
19-953	59	23	30
19-958	63	23	76
19-959	63	23	76
19-961	59	23	18
19-962	59	23	18
19-963	61	23	69
19-964	61	23	68
19-965	61	23	70
19-966	63	23	74
19-967	63	23	73
19-968	63	23	79
19-969	63	23	78
19-982	61	23	71
19-1032	53	21	19
19-1125	61	23	36
19-1169	61	23	73
19-1171	63	23	79
19-1173	63	23	74
19-1183	61	23	73
19-1184	63	23	74
19-1185	61	23	73
19-1186	63	23	74
19-1245	59	23	35
19-1249	63	23	77
19-1262	17	4	1
19-1715	59	23	21
19-1735	61	23	46
19-1775	59	23	20

NUMBER	PAGE	PLATE	CODE
19-1776	63	—	—
19-1783	59	23	22
19-1784	61	23	37
19-1824	59	23	22
19-1841	25	8	5
19-1842	25	8	7
19-1847	61	23	60
19-1848	61	23	48
19-1861	61	23	59
19-2064	61	23	72
19-2070	61	23	66
19-2071	61	23	66
19-2183	59	23	16
19-2189	59	23	5
19-2404	5	—	—
19-2405	5	—	—
19-2406	5	—	—
19-2407	5	—	—
19-2412	5	—	—
19-2413	5	—	—
19-2880	65	24	10
19-2883	65	24	10
19-3036	65	24	10
19-3048	65	24	15
19-3090	65	24	24
19-3091	65	24	4
19-3092	65	24	3
19-3093	65	24	1
19-3093	65	24	18
19-3094	65	24	27
19-3095	65	24	26
19-3096	65	24	25
19-3098	65	24	23
19-3100	65	24	7
19-3102	65	24	12
19-3103	65	24	17
19-3105	65	24	13
19-3106	65	24	19
19-3107	65	24	25
19-3109	65	24	4
19-3110	65	24	7
19-3127	65	24	5
19-3128	65	24	5
19-3129	65	24	5
19-3130	65	24	8
19-5151	6	—	—
19-5152	6	—	—
19-5153	6	—	—
19-5154	6	—	—
19-5155	6	—	—
19-5156	6	—	—
19-5157	6	—	—
19-5158	6	—	—
19-5159	6	—	—
19-5160	6	—	—
19-5161	6	—	—
19-5162	6	—	—
19-5163	6	—	—
19-5164	6	—	—
19-5165	6	—	—
19-5166	6	—	—
19-5167	6	—	—
19-5168	6	—	—
19-5169	6	—	—
19-5170	6	—	—
19-5171	6	—	—
19-5172	6	—	—
19-5173	6	—	—
19-5174	6	—	—
19-5175	6	—	—
19-5176	6	—	—
19-5177	6	—	—
19-5178	6	—	—
19-5179	6	—	—
19-5180	6	—	—
19-5181	6	—	—
19-5182	6	—	—

NUMBER	PAGE	PLATE	CODE
19-5183	6	—	—
19-5184	6	—	—
19-5185	6	—	—
19-5186	6	—	—
19-5187	6	—	—
19-5188	6	—	—
19-5189	6	—	—
19-5190	6	—	—
19-5191	6	—	—
19-5192	6	—	—
19-5193	6	—	—
19-5194	6	—	—
19-5195	6	—	—
19-5196	6	—	—
19-5197	6	—	—
19-5198	6	—	—
19-5199	6	—	—
19-5200	6	—	—
19-5305	33	11	2
19-5390	67	25	2
19-5593	39	14	6
19-6504	59	23	25
19-7220	57	22	38
19-7221	57	22	49
19-7222	55	22	19
19-7222	55	22	25
19-7223	57	22	38
19-7439	33	11	7
19-7448	33	11	3
19-7449	33	11	3
19-7450	33	11	7
19-7606	13	2	6
19-7616	13	2	6
19-7625	13	2	5
19-7717	47	18	14
19-7734	45	17	32
19-8019	17	4	38
19-8639	27	9	43
19-8681	47	18	16
19-8682	47	18	16
19-8936	59	23	16
19-9076	59	23	10
19-9080	59	23	17
19-9086	59	23	12
19-9212	47	18	40
19-9217	47	18	40
21-650	45	17	15
21-779	31	10	46
21-785	41	15	14
21-1822	49	19	8
21-1822	49	19	23
21-1827	33	11	27
21-1845	17	4	12
21-1846	17	4	13
21-1848	19	5	17
21-1848	19	5	36
21-1849	17	4	11
21-1850	17	4	26
21-1852	17	4	42
21-1854	27	9	6
21-1855	27	9	50
21-1856	27	9	51
21-1857	17	4	22
21-1872	17	4	14
21-1908	37	13	41
21-1956	37	13	34
21-1957	37	13	50
21-1973	17	4	20
21-5102	37	13	20
21-5161	59	23	31
21-5359	59	23	33
21-5370	23	7	11
21-5375	25	8	14
21-5662	53	21	33
21-6050	53	21	33

NUMERICAL INDEX

NUMBER	PAGE	PLATE	CODE
24-36	23	7	12
24-563	25	8	1
24-563	11	1	35
24-563	33	11	39
24-978	23	7	26
24-978	11	1	45
24-6035	41	15	27
24-7000	21	6	13
24-7000	47	18	33
24-7068	59	23	8
24-7178	53	21	37
24-8784	35	12	3
24-8784	59	23	3
24-8784	29	10	5
24-8784	17	4	8
24-8784	53	21	12
24-8784	49	19	19
24-8784	71	27	23
24-8784	21	6	24
24-8784	71	27	26
24-8784	17	4	27
24-8784	29	10	33
24-8784	17	4	34
24-8784	35	12	37
24-8784	31	10	52
24-8928	69	26	3
25-5247	41	15	31
25-6015	33	11	20
27-6015	33	11	20
27-1386	21	6	9
27-1589	17	4	9
27-5135	41	15	7
27-5676	31	10	43
27-6810	47	18	49
27-8059	71	27	15
27-8059	71	27	18
27-8560	51	20	2
27-8560	51	20	10
27-8560	49	19	32
27-8560	51	20	32
27-8560	51	20	42
28-2080	47	18	6
28-2080	33	11	41
28-2338	71	27	27
29-541	67	25	1
29-541	69	26	12
29-541	33	11	15
29-541	51	20	15
29-541	69	26	17
29-541	13	2	19
29-541	51	20	19
29-541	69	26	20
29-541	19	5	31
29-541	51	20	41
29-2023	17	4	41
29-2089	11	1	19
29-3319	33	11	11
29-3319	59	23	32
29-3319	27	9	46
29-3319	61	23	58
29-5839	29	10	8
29-5839	35	12	13
29-7565	29	10	22
29-8740	31	10	70
29-9252	67	25	6
31-222	51	20	17
35-6436	47	18	15
36-382	69	26	4
36-382	37	13	5

NUMBER	PAGE	PLATE	CODE
36-382	35	12	9
36-382	69	26	9
36-382	29	10	19
36-382	51	20	26
36-382	49	19	27
36-382	35	12	30
36-382	41	15	30
36-382	33	11	33
37-1230	45	17	38
37-1328	45	17	39
37-1481	45	17	2
37-1708	45	17	37
37-1709	45	17	36
37-1991	45	17	16
37-1996	45	17	10
37-2001	45	17	9
37-2003	45	17	29
37-2005	45	17	23
37-2006	33	11	13
37-2006	45	17	26
37-2026	45	17	12
37-2026	45	17	31
37-2027	45	17	19
37-2027	45	17	28
37-2057	45	17	5
37-2058	45	17	22
37-2226	47	18	8
37-3337	45	17	6
37-3404	9	—	—
37-3404	45	17	4
37-3405	9	—	—
37-3405	45	17	18
37-3453	45	17	30
37-3454	45	17	3
37-3460	45	17	13
37-3462	45	17	17
37-3522	45	17	17
40-28	21	6	1
40-66	17	4	4
40-69	17	4	4
40-118	21	6	11
40-156	11	1	7
40-156	11	1	31
40-157	11	1	30
40-158	11	1	6
40-158	11	1	9
40-236	61	23	61
40-241	17	4	29
40-246	51	20	8
40-246	17	4	31
40-375	27	9	41
40-394	23	7	33
40-414	51	20	34
40-414	31	10	66
40-414	31	10	73
40-483	11	1	14
40-705	23	7	34
40-740	25	8	12
40-740	27	9	49
40-2705	31	10	72
40-3051	19	5	2
40-3073	25	8	15
40-3084	25	8	21
40-3085	25	8	22
40-3121	19	5	3
40-3150	15	3	22
40-3226	11	1	44
40-3281	23	7	16
40-3223	23	7	43
40-4818	29	10	12
40-4818	35	12	18
40-4908	47	18	11
40-4909	33	11	4
40-5069	43	16	26
40-5090	41	15	13

NUMBER	PAGE	PLATE	CODE
40-6910	33	11	35
40-8029	53	21	38
40-8030	53	21	38
40-8046	39	14	14
40-9017	67	25	12
41-673	13	2	4
41-6019	47	18	41
41-6021	47	18	39
41-7808	39	14	3
42-157	19	5	14
42-158	19	5	13
42-166	23	7	10
42-2848	13	2	16
42-2860	37	13	23
42-3075	21	6	27
42-3079	21	6	28
42-3079	21	6	36
42-3183	27	9	29
42-3183	27	9	39
42-3189	27	9	30
42-3192	27	9	23
42-3199	27	9	15
42-3206	27	9	33
42-3212	21	6	36
42-3213	21	6	36
42-3249	35	12	34
42-4475	31	10	45
42-4476	13	2	39
42-4476	11	1	42
42-4744	33	11	46
42-4745	33	11	45
42-4778	29	10	24
42-4779	29	10	24
42-4904	71	27	4
42-4906	71	27	2
42-4907	33	11	4
42-4919	53	21	11
42-4926	35	12	7
42-4926	35	12	27
42-4968	57	22	48
42-5145	43	16	7
42-5812	45	17	34
42-5819	45	17	1
42-5819	45	17	7
42-5820	45	17	40
42-5821	45	17	41
42-5836	45	17	25
42-5840	45	17	33
42-5841	45	17	11
42-5873	45	17	35
42-5875	45	17	35
42-5883	33	11	21
42-6011	47	18	46
42-6012	47	18	48
42-6019	47	18	18
42-6036	47	18	12
42-6045	47	18	4
42-6335	15	17	8
42-6371	47	18	47
42-6554	25	8	17
42-6558	49	19	38
42-6763	71	27	28
42-8010	53	21	1
42-8017	53	21	24
42-8098	61	23	41
42-8114	53	21	36
42-8115	53	21	36
47-5064	43	16	5
47-5065	43	16	4
47-9012	33	11	43
47-9012	57	22	52
54-42	43	16	28
54-55	49	19	11

NUMERICAL INDEX

NUMBER	PAGE	PLATE	CODE
54-55	49	19	35
54-4302	33	11	44
54-5504	49	19	9
54-5504	49	19	24
54-8003	43	16	23
54-8003	37	13	40
57-448	21	6	15
57-1363	27	9	24
57-2630	23	7	42
57-2646	25	8	19
57-2652	25	8	24
57-2759	25	8	20
57-2764	25	8	24
57-2767	23	7	1
57-3621	21	6	22
57-3745	17	4	24
60-767	67	25	4
60-801	67	25	7
60-804	57	22	37
60-807	57	22	37
60-813	55	22	37
60-815	57	22	40
60-818	57	22	40
60-823	57	22	40
60-826	55	22	34
60-838	39	14	9
60-839	39	14	9
60-840	39	14	9
60-1991	53	—	—
60-1999	39	14	9
60-2002	53	—	—
60-2003	39	14	9
60-2004	53	—	—
60-2005	39	14	9
60-2006	67	—	—
60-2007	39	14	9
60-2045	59	23	26
60-2073	57	22	41
60-2074	57	22	50
60-2076	57	22	46
60-2077	57	22	46
60-2080	57	22	51
60-2081	57	22	51
60-2084	67	25	8
60-2086	57	22	42
60-2107	39	14	9
60-2112	69	—	—
60-2683	45	17	21
60-2684	11	1	41
60-2720	41	15	34
60-2721	23	7	40
60-2722	33	11	49
62-263	11	1	21
64-6016	41	15	19
65-440	15	3	30
65-1417	13	2	37
65-1417	11	1	50
65-2045	47	18	22
65-2240	47	18	20
65-2593	25	8	31
65-4917	35	12	8
65-4917	35	12	26
65-5111	47	18	32
65-5126	41	15	8
65-5127	41	15	10
65-5328	41	15	33
65-5332	41	15	23
65-5333	41	15	6
65-5380	41	15	28
65-5446	41	15	1
65-5883	47	18	36
65-5883	47	18	54
65-5884	47	18	53

NUMBER	PAGE	PLATE	CODE
65-5886	47	18	38
65-5887	47	18	37
65-5904	47	18	30
65-5940	47	18	29
65-6274	33	11	19
66-102	13	2	7
66-954	15	3	29
66-3074	23	7	30
66-3074	27	9	52
66-4149	31	10	62
66-4708	47	18	2
66-4708	31	10	47
66-5204	41	15	20
66-7518	27	9	40
66-8340	61	23	44
67-42	37	13	16
67-283	11	1	11
67-298	15	3	27
67-338	21	6	10
67-339	15	3	23
67-643	15	3	19
67-644	15	3	20
67-645	15	3	21
67-674	15	3	6
67-685	21	6	12
67-793	15	3	16
67-1285	19	5	32
67-1288	19	5	34
67-1387	19	5	26
67-1403	19	5	21
67-1404	19	5	38
67-1405	19	5	23
67-1406	19	5	27
67-1430	15	3	25
67-1431	15	3	25
67-1432	15	3	25
67-1433	15	3	25
67-1496	19	5	8
67-1536	15	3	3
67-3028	21	6	23
67-3093	21	6	30
67-3161	23	7	3
67-3162	23	7	4
67-3163	23	7	9
67-3169	23	7	6
67-6027	47	18	52
67-6038	47	18	17
67-6051	47	18	51
67-6839	51	20	4
67-9026	67	25	3
68-18	13	2	40
68-18	11	1	43
68-22	21	6	46
68-24	21	6	44
68-25	21	6	5
68-25	21	6	8
68-27	21	6	45
68-30	21	6	21
68-34	21	6	37
68-50	15	3	18
68-53	15	3	26
68-67	11	1	46
68-71	11	1	49
68-79	11	1	16
68-81	11	1	26
68-87	11	1	3
68-98	23	7	48
68-101	23	7	49
68-103	21	6	4
68-130	21	6	2
68-131	21	6	47
68-132	21	6	3
68-137	11	1	1
68-138	11	1	38

NUMBER	PAGE	PLATE	CODE
68-143	11	1	40
68-147	11	1	8
68-149	11	1	10
68-151	11	1	33
68-153	11	1	32
68-155	11	1	34
68-158	13	2	1
68-163	13	2	33
68-166	13	2	2
68-184	15	3	9
68-185	15	3	10
68-192	11	1	5
68-205	17	4	3
68-209	17	4	36
68-213	23	7	25
68-223	11	1	47
68-224	11	1	47
68-227	25	8	11
68-235	17	4	32
68-236	17	4	30
68-237	27	9	12
68-249	27	9	9
68-256	4	—	—
68-256	15	3	33
68-257	4	—	—
68-258	4	—	—
68-259	4	—	—
68-259	15	3	32
68-260	4	—	—
68-261	4	—	—
68-263	15	3	30
68-289	19	5	39
68-296	4	—	—
68-296	15	3	33
68-297	4	—	—
68-298	4	—	—
68-299	4	—	—
68-299	15	3	32
68-300	4	—	—
68-301	4	—	—
68-310	19	5	15
68-324	17	4	40
68-325	17	4	39
68-331	25	8	8
68-337	11	1	12
68-337	11	1	27
68-344	11	1	4
68-353	19	5	29
68-354	4	—	—
68-354	15	3	1
68-355	4	—	—
68-356	4	—	—
68-357	4	—	—
68-357	15	3	1
68-358	4	—	—
68-359	4	—	—
68-360	27	9	44
68-362	13	2	32
68-365	13	2	31
68-367	13	2	34
68-370	13	2	31
68-372	13	2	34
68-375	27	9	48
68-376	27	9	7
68-377	27	9	14
68-383	27	9	42
68-434	4	—	—
68-434	15	3	31
68-436	4	—	—
68-438	4	—	—
68-473	21	6	4
68-560	19	5	35
68-580	15	3	13
68-581	15	3	28
68-582	15	3	12
68-582	31	10	59
68-585	23	7	14

NUMERICAL INDEX

NUMBER	PAGE	PLATE	CODE
68-586	19	5	12
68-588	19	5	11
68-588	17	4	19
68-589	23	7	15
68-610	19	5	5
68-610	37	13	18
68-611	19	5	9
68-625	15	3	7
68-633	15	3	5
68-634	15	3	5
68-635	15	3	5
68-638	15	3	8
68-647	15	3	24
68-648	15	3	24
68-649	15	3	2
68-657	15	3	24
68-661	13	12	41
68-662	13	12	8
68-663	13	12	8
68-665	13	12	41
68-676	15	3	11
68-680	15	3	11
68-685	15	3	17
68-688	17	4	5
68-733	9	—	—
68-734	15	3	15
68-737	9	—	—
68-805	13	2	3
68-809	13	2	42
68-819	4	—	—
68-820	4	—	—
68-821	4	—	—
68-827	13	2	36
68-830	11	1	37
68-840	27	9	55
68-841	27	9	3
68-844	11	1	48
68-861	27	9	11
68-865	23	7	32
68-876	11	1	3
68-879	11	1	25
68-881	11	1	48
68-886	13	2	35
68-888	13	2	35
68-906	4	—	—
68-906	15	3	31
68-908	4	—	—
68-910	4	—	—
68-923	11	1	22
68-924	11	1	22
68-925	11	1	20
68-927	11	1	20
68-930	13	2	4
68-931	13	2	43
68-934	19	5	22
68-935	19	5	40
68-936	19	5	24
68-937	19	5	25
68-938	19	5	20
68-939	19	5	37
68-941	9	—	—
68-941	19	—	—
68-942	17	4	21
68-982	23	7	13
68-2001	35	12	33
68-2004	35	12	35
68-2732	37	13	28
68-2773	27	9	31
68-2780	37	13	26
68-2781	37	13	26
68-2789	13	2	18
68-2791	13	2	22
68-2794	13	2	21
68-3005	23	7	29
68-3015	21	6	34
68-3015	21	6	41
68-3019	21	6	38

NUMBER	PAGE	PLATE	CODE
68-3021	21	6	19
68-3021	21	6	32
68-3027	21	6	39
68-3036	23	7	45
68-3045	23	7	2
68-3049	23	7	28
68-3053	23	7	22
68-3054	23	7	21
68-3055	23	7	23
68-3056	23	7	7
68-3058	23	7	20
68-3065	25	8	30
68-3067	25	8	2
68-3072	19	5	4
68-3073	19	5	4
68-3076	23	7	39
68-3078	19	5	4
68-3089	19	5	4
68-3093	19	5	4
68-3093	19	5	4
68-3095	23	7	5
68-3096	23	7	38
68-3100	21	6	42
68-3107	21	6	34
68-3114	21	6	18
68-3115	21	6	17
68-3118	23	7	18
68-3120	21	6	18
68-3120	21	6	31
68-3125	23	7	17
68-3127	21	6	40
68-3128	21	6	29
68-3150	21	6	40
68-3151	21	6	29
68-3158	23	7	47
68-3160	23	7	46
68-3168	17	4	18
68-3169	27	9	22
68-3178	21	6	16
68-3180	23	7	44
68-3181	21	6	31
68-3182	21	6	41
68-3184	21	6	20
68-3187	23	7	1
68-3194	19	5	1
68-3218	27	9	32
68-3229	21	6	43
68-3257	23	7	35
68-3259	23	7	36
68-3263	23	7	37
68-3270	9	—	—
68-3270	27	—	—
68-3275	27	9	28
68-3276	27	9	37
68-3277	27	9	34
68-3278	27	9	35
68-3280	27	9	36
68-3281	27	9	26
68-3282	27	9	27
68-3283	27	9	25
68-3287	27	9	17
68-3294	23	7	41
68-3298	23	7	19
68-3299	27	6	35
68-3301	23	7	8
68-3303	21	6	33
68-3305	27	9	20
68-3308	27	9	18
68-3311	25	8	28
68-3320	27	9	21
68-3321	27	9	16
68-4080	31	10	54
68-4088	31	10	46
68-4090	31	10	60
68-4093	61	23	39
68-4095	29	10	30
68-4096	29	10	15

NUMBER	PAGE	PLATE	CODE
68-4150	33	11	38
68-4235	33	11	37
68-4260	29	10	42
68-4286	33	11	4
68-4559	31	10	65
68-4560	31	10	69
68-4560	31	10	71
68-4577	31	10	77
68-4578	31	10	64
68-4595	31	10	74
68-4597	31	10	63
68-4606	39	14	4
68-4635	39	14	5
68-4708	33	11	42
68-4729	33	11	50
68-4802	29	10	13
68-4803	29	10	36
68-4804	29	10	11
68-4804	35	12	16
68-4805	35	12	21
68-4805	29	10	38
68-4808	35	12	19
68-4809	35	12	20
68-4828	29	10	21
68-4835	29	10	17
68-4900	71	27	12
68-4905	71	27	13
68-4906	33	11	4
68-4906	71	27	16
68-4906	31	10	57
68-4907	71	—	—
68-4936	71	27	10
68-4937	71	27	11
68-4939	71	—	—
68-4971	57	22	48
68-5050	41	15	2
68-5056	41	15	4
68-5056	59	23	14
68-5104	43	16	2
68-5108	43	16	1
68-5129	41	15	21
68-5137	41	15	22
68-5174	41	15	11
68-5185	41	15	29
68-6081	47	18	55
68-6088	47	18	24
68-6092	47	18	27
68-6095	47	18	28
68-6100	47	18	35
68-6110	47	18	42
68-6114	9	—	—
68-6114	47	18	50
68-6116	47	18	23
68-6120	47	18	44
68-6121	47	18	19
68-6130	47	18	7
68-6131	47	18	21
68-6132	47	18	34
68-6133	47	18	31
68-6134	47	18	5
68-6135	47	18	25
68-6142	47	18	43
68-6145	9	—	—
68-6145	47	—	—
68-6524	49	19	37
68-6535	49	19	17
68-6536	49	19	17
68-6548	49	19	21
68-6549	49	19	21
68-6767	51	20	31
68-6768	51	20	27
68-6834	51	20	11
68-6835	51	20	7
68-6837	51	20	37
68-6856	51	20	30
68-6857	51	20	30
68-6875	71	27	30

NUMERICAL INDEX

NUMBER	PAGE	PLATE	CODE
68-6880	69	—	—
68-6881	69	26	1
68-6884	71	27	30
68-6885	69	26	14
68-6906	51	20	22
68-6913	69	26	10
68-6914	69	26	10
68-6919	69	26	22
68-6920	69	26	22
68-7013	33	11	10
68-7050	33	11	17
68-7052	33	11	16
68-7055	33	11	12
68-7062	33	11	8
68-7723	51	20	1
68-8011	53	21	20
68-8012	53	21	4
68-8013	53	21	21
68-8014	53	21	2
68-8016	53	21	3
68-8017	53	21	31
68-8018	53	21	14
68-8019	53	21	22
68-8024	53	21	16
68-8035	53	21	23
68-8038	53	21	27
68-8039	53	21	6
68-8054	53	21	18
68-8062	53	21	34
68-8110	53	21	31
68-8158	53	21	27
68-8159	53	21	6
68-8173	53	21	20
68-8174	53	21	4
68-8176	53	21	15
68-8188	53	21	28
68-8189	53	21	28
68-8190	53	21	25
68-8191	53	21	26
68-8315	29	10	32
68-8317	37	13	2
68-8328	37	13	19
68-8334	37	13	3
68-8342	37	13	13
68-8343	37	13	10
68-8368	37	13	14
68-8378	37	13	17
68-8382	37	13	9
68-8382	37	13	12
68-8382	37	13	15
68-8383	37	13	11
68-8561	57	22	39
68-8570	55	22	36
68-9047	71	27	29
68-9049	71	27	19
68-9115	29	10	2
68-9115	37	13	7
68-9115	39	14	15
68-9131	37	13	30
68-9134	37	13	29
68-9148	59	23	11
68-9163	61	23	45
68-9223	39	14	8
68-9226	39	14	7
68-9227	39	14	11
68-9251	29	10	3
68-9287	39	14	12
68-9290	39	14	13
68-9298	39	14	13
68-9304	59	23	19
68-9330	53	21	13
68-9337	29	10	1
68-9337	37	13	8
68-9337	39	14	16
68-9340	39	14	1
68-9418	59	23	7

NUMBER	PAGE	PLATE	CHDE
68-9428	41	15	35
68-9429	61	23	47
68-9461	67	25	11
68-9462	67	25	5
68-9464	67	25	13
68-9467	67	25	10
68-9512	71	27	24
68-9513	71	27	24
68-9575	47	18	45
70-5874	37	13	39
70-7351	55	22	8
70-7793	27	9	10
70-7821	13	2	38
70-7821	11	1	51
70-7823	13	2	30
70-7844	17	4	35
70-7853	25	8	3
70-7854	27	9	47
70-7878	17	4	37
70-8213	11	1	23
70-8214	11	1	24
70-8310	27	9	8
70-8782	27	9	5
70-8896	17	4	15
70-9097	17	4	25
70-9104	21	6	7
70-9112	27	9	53
70-9114	27	9	2
70-9126	25	8	13
70-9127	13	2	9
70-9130	13	2	11
70-9198	13	2	25
70-9200	13	2	29
70-9206	37	13	28
70-9213	19	—	—
70-9214	19	5	6
70-9216	19	5	10
70-9217	27	9	38
70-9220	9	—	—
70-9236	9	—	—
70-9262	9	—	—
70-9391	9	—	—
70-9482	23	7	24
70-9526	21	6	14
70-9626	13	2	14
70-9627	13	2	13
70-9698	37	13	42
70-9699	37	13	45
70-9705	13	2	28
70-9712	37	13	44
70-9716	37	13	36
70-9809	21	6	6
70-9809	23	7	31
70-9816	27	9	4
70-9890	13	2	10
75-2719	37	13	38
75-2725	37	13	43
75-5088	43	16	16
75-5099	43	16	19
75-5104	43	16	13
75-5105	43	16	15
75-5199	43	16	17
75-6594	15	3	14
75-8074	55	22	11
75-9045	59	23	23
76-12	53	21	5
76-101	51	20	18
76-101	31	10	68
76-138	19	5	18
76-293	25	8	32
76-308	11	1	18
76-378	11	1	17
76-543	59	23	6
76-2514	25	8	10
76-2514	27	9	45

NUMBER	PAGE	PLATE	CODE
76-4116	27	9	1
76-9110	53	21	9
76-9136	59	23	24
76-9175	69	26	6
76-9325	41	15	24
82-2351	45	17	14
82-4972	55	22	11
82-6042	33	11	28
82-6821	33	11	26
82-7848	33	11	24
82-8090	33	11	25
82-8140	51	20	13
82-8195	51	20	12
82-8245	41	—	—
82-8250	53	21	30
82-8253	51	20	6
82-8255	31	10	76
82-8277	61	23	51
82-8283	59	23	4
82-8291	39	14	1
82-8307	59	23	34
82-8319	61	23	55
82-8320	61	23	56
82-8347	49	19	31
82-8348	49	19	31
82-8382	29	10	26
82-8401	39	14	5
82-8402	39	14	5
82-8408	53	21	35
82-8409	53	21	8
82-8498	49	19	13
82-9024	31	10	67
82-9097	51	20	5
82-9192	51	20	35
82-9204	53	21	17
82-9472	39	14	10
82-9532	33	11	29
82-9536	33	11	31
82-9537	33	11	23
82-9538	33	11	30
82-9539	33	11	32
82-9541	33	11	22
82-9567	9	—	—
82-9567	29	10	35
82-9600	35	12	1
82-9602	29	10	41
82-9603	29	10	23
82-9608	35	12	6
82-9608	35	12	32
82-9609	55	22	7
82-9610	49	19	26
82-9611	53	21	7
82-9615	49	19	1
82-9695	53	21	29
82-9696	53	21	29
82-9721	55	22	5
82-9722	55	22	12
82-9723	55	22	12
82-9724	39	14	10
82-9771	49	19	26
82-9772	49	19	3
82-9782	55	22	3
82-9788	31	10	60
82-9791	55	22	14
82-9792	55	22	6
82-9793	55	22	4
82-9794	55	22	2
82-9795	57	22	47
82-9796	55	22	13
82-9798	55	22	10
82-9799	61	23	62
82-9800	61	23	62
82-9805	39	14	10
82-9806	39	14	10
82-9846	39	14	10
82-9847	39	14	10

NUMERICAL INDEX

NUMBER	PAGE	PLATE	CODE
82-9850	.. 39	.. 14	.. 10
82-9851	.. 39	.. 14	.. 10
82-9967	.. 35	.. 12	.. 1
83-2	.. 55	.. 22	.. 8
83-6	.. 55	.. 22	.. 9
83-281	.. 59	.. 23	.. 15
89-3208	.. 25	.. 8	.. 16
89-3208	.. 33	.. 11	.. 40
89-5036	.. 43	.. 16	.. 7
90-241	.. 19	.. 5	.. 7
90-3063	.. 37	.. 13	.. 22
90-3064	.. 37	.. 13	.. 21
90-6996	.. 69	.. 26	.. 15
90-7029	.. 33	.. 11	.. 18
90-9237	.. 67	.. 25	.. 9
97-519	.. 43	.. 16	.. 27
97-1656	.. 43	.. 16	.. 9
97-2090	.. 43	.. 16	.. 30
97-2091	.. 43	.. 16	.. 10
97-2126	.. 43	.. 16	.. 25
97-2127	.. 43	.. 16	.. 12
97-2154	.. 43	.. 16	.. 11
97-2245	.. 41	.. 15	.. 25
97-2270	.. 49	.. 19	.. 5
97-2271	.. 49	.. 19	.. 4
97-2510	.. 43	.. 16	.. 3
97-2512	.. 43	.. 16	.. 3
97-2689	.. 41	.. 15	.. 26
97-2702	.. 41	.. 15	.. 3
97-3624	.. 9	.. —	.. —
97-3624	.. 43	.. —	.. —
97-3633	.. 43	.. 16	.. 18
97-3635	.. 43	.. 16	.. 6
97-3637	.. 43	.. 16	.. 20
97-3638	.. 43	.. 16	.. 8
97-3641	.. 43	.. 16	.. 21
97-3643	.. 43	.. 16	.. 22
97-3645	.. 43	.. 16	.. 29
97-3647	.. 43	.. 16	.. 22
97-3650	.. 49	.. 19	.. 18
97-3672	.. 43	.. 16	.. 13
97-3682	.. 41	.. —	.. —
97-3795	.. 49	.. 19	.. 1
97-8319	.. 11	.. 1	.. 36
124-026	.. 65	.. 24	.. 7
124-026	.. 65	.. 24	.. 7
210-007	.. 55	.. 22	.. 26
210-008	.. 55	.. 22	.. 33
313-004	.. 55	.. 22	.. 28

NUMBER	PAGE	PLATE	CODE
313-013	.. 57	.. 22	.. 38
313-020	.. 55	.. 22	.. 31
313-021	.. 55	.. 22	.. 29
376-093	.. 65	.. 24	.. 15
376-100	.. 65	.. 24	.. 10
376-100	.. 65	.. 24	.. 10
376-100	.. 65	.. 24	.. 10
622-050	.. 65	.. 24	.. 14
622-060	.. 65	.. 24	.. 5
622-061	.. 65	.. 24	.. 27
622-062	.. 65	.. 24	.. 4
622-063	.. 65	.. 24	.. 25
622-065	.. 65	.. 24	.. 3
622-067	.. 65	.. 24	.. 26
622-068	.. 65	.. 24	.. 13
622-069	.. 65	.. 24	.. 12
622-071	.. 65	.. 24	.. 11
622-073	.. 65	.. 24	.. 19
622-076	.. 65	.. 24	.. 22
622-077	.. 65	.. 24	.. 21
622-078	.. 65	.. 24	.. 17
622-079	.. 65	.. 24	.. 8
622-080	.. 65	.. 24	.. 9
622-082	.. 65	.. 24	.. 23
622-086	.. 65	.. 24	.. 1
622-086	.. 65	.. 24	.. 18
622-098	.. 65	.. 24	.. 2
622-101	.. 65	.. 24	.. 24
928-060	.. 65	.. 24	.. 5
929-060	.. 65	.. 24	.. 5
929-062	.. 65	.. 24	.. 4
929-063	.. 65	.. 24	.. 25
929-064	.. 65	.. 24	.. 2
928-098	.. 65	.. 24	.. 2
281	.. 63	.. —	.. —
380	.. 59	.. —	.. —
410	.. 63	.. —	.. —
411	.. 63	.. —	.. —
446	.. 63	.. —	.. —
643	.. 59	.. —	.. —
989	.. 62	.. —	.. —
16714	.. 59	.. 23	.. 29
31899	.. 59	.. 23	.. 20
33188	.. 59	.. 23	.. 30
34448	.. 61	.. 23	.. 36
35710	.. 61	.. 23	.. 68
36403	.. 61	.. 23	.. 69
38189	.. 61	.. 23	.. 70
38191	.. 61	.. 23	.. 71
45110	.. 61	.. 23	.. 37
49072	.. 59	.. 23	.. 21
49345	.. 61	.. 23	.. 46
53973	.. 59	.. 23	.. 35

NUMBER	PAGE	PLATE	CODE
59881	.. 63	.. 23	.. 74
59883	.. 63	.. 23	.. 74
59885	.. 63	.. 23	.. 74
59885	.. 63	.. 23	.. 74
110714	.. 59	.. —	.. —
112201	.. 63	.. —	.. —
137498	.. 63	.. —	.. —
144921	.. 59	.. —	.. —
188218	.. 63	.. —	.. —
188330	.. 59	.. —	.. —
421554	.. 59	.. 23	.. 27
421863	.. 59	.. 23	.. 28
504665	.. 63	.. —	.. —
516798	.. 63	.. 23	.. 76
516828	.. 63	.. 23	.. 76
534296	.. 63	.. —	.. —
534343	.. 63	.. 23	.. 75
553248	.. 63	.. 23	.. 75
553738	.. 63	.. —	.. —
553780	.. 63	.. —	.. —
554354	.. 63	.. —	.. —
554602	.. 63	.. —	.. —
554710	.. 59	.. —	.. —
555910	.. 63	.. —	.. —
556442	.. 63	.. —	.. —
573828	.. 59	.. —	.. —
842187	.. 59	.. 23	.. 22
850641	.. 63	.. —	.. —
900288	.. 63	.. —	.. —
54027029	.. 63	.. —	.. —
54052834	.. 63	.. 23	.. 73
54052889	.. 61	.. 23	.. 73
54052890	.. 61	.. 23	.. 73
54052891	.. 61	.. 23	.. 73
54140331	.. 61	.. 23	.. 67
54170009	.. 61	.. 23	.. 55
54190387	.. 63	.. 23	.. 78
54418527	.. 61	.. 23	.. 60
54418528	.. 61	.. 23	.. 48
54483156	.. 61	.. 23	.. 56
54522680	.. 63	.. 23	.. 76
54523999	.. 63	.. —	.. —
54524000	.. 63	.. —	.. —
54571677	.. 59	.. —	.. —
54573590	.. 63	.. —	.. —
54577109	.. 59	.. —	.. —
54578212	.. 59	.. —	.. —
54578213	.. 59	.. —	.. —
54939356	.. 59	.. 23	.. 22
54945043	.. 63	.. —	.. —
54953387	.. 59	.. 23	.. 18
54953389	.. 59	.. 23	.. 18
54953442	.. 63	.. 23	.. 79
54955258	.. 63	.. 23	.. 79