



REPLACEMENT PARTS LIST

Model B44 VICTOR SPECIAL

FROM ENGINE AND FRAME NUMBERS HD 00101 B44VS

CATALOGUE NUMBER 00-5708

1970



01527 454158
sales@classicbikeshop.co.uk
www.classicbikeshop.co.uk


Classic Motorcycle Parts for BSA, Triumph, Norton, AMC, Matchless and More.

Spares include Exhausts, Silencers, British and Custom Seats, Brake and Wheel Components, Lucas Equipment, Cafe Racer Parts, Engine and Frame Parts and thousands more items.



Classic Bike Shop Ltd is a long established business with its roots dating back to the 1950's. Based in Redditch Worcestershire. We provide an online mail order service supplying classic motorcycle parts directly to customers both locally and worldwide. We have an extensive range of classic bike parts and spares for Triumph, BSA, Norton, AMC, Matchless models and other vintage bikes. We also have a section on the website for cafe racers, bobbers and custom bikes if you are looking for something a little different to get that unique look.





B44 Victor Special

ISSUED BY

B.S.A. MOTOR CYCLES LTD.

Service Department, Armoury Road,
Birmingham 11

TELEPHONE 021-772-2381
TELEGRAMS "SELMOTO BIRMINGHAM"

B.S.A. MOTOR CYCLES LTD.

Registered Offices and Works: ARMOURY ROAD, BIRMINGHAM 11

Telephone: 021-772-2381

Telegrams and Cables: "SELMOTO BIRMINGHAM"

Contractors to Her Majesty's Government, the War Office, the Admiralty, the Post Office, the Colonial and Foreign Governments

Publication Reference 00-5708—September, 1969.

Printed in England by B.S.A. Press

CARBURETTORS:

AMAL LIMITED, HOLDFORD ROAD, WITTON, BIRMINGHAM 6.

CHAINS:

REYNOLDS CHAINS LIMITED, WYTHENSHAW, MANCHESTER.

ELECTRICAL EQUIPMENT:

J. LUCAS LIMITED, GREAT HAMPTON STREET, BIRMINGHAM 18.

SPEEDOMETERS:

SMITH'S MOTOR ACCESSORIES LIMITED, CRICKLEWOOD WORKS, LONDON N.W.2.

TYRES:

DUNLOP COMPANY LIMITED, FORT DUNLOP, BIRMINGHAM 24.

SPARKING PLUGS:

CHAMPION SPARKING PLUG COMPANY LIMITED, FELTHAM, MIDDLESEX.

SHOCK ABSORBERS:

GIRLING LIMITED, BIRMINGHAM ROAD, WEST BROMWICH, STAFFS.

ASSEMBLIES COMPLETE

<i>Spares No.</i>	<i>Description</i>
00-3171	TOP OVERHAUL GASKET SET.
00-3313	FULL OVERHAUL GASKET SET.
00-3463	PISTON RING SET (standard).
00-3464	PISTON RING SET ($-.010''$; $-.254$ mm.).
00-3465	PISTON RING SET ($+.020''$; $+.508$ mm.).
00-3474	PISTON RING SET (standard, alternative Hepworth and Grandage).
00-3475	PISTON RING SET ($-.010''$, alternative Hepworth and Grandage).
00-3476	PISTON RING SET ($+.020''$; alternative Hepworth and Grandage).
71-1090	ENGINE/GEARBOX UNIT COMPLETE LESS CARBURETTER AND EXHAUST SYSTEM.
71-1120	CRANKCASE COMPLETE WITH FIXED FITTINGS.
70-9548	FLYWHEEL AND CONNECTING ROD ASSEMBLY.
57-4017	CLUTCH ASSEMBLY COMPLETE.
71-1134	OIL PUMP COMPLETE.
82-9214	FRAME COMPLETE WITH FIXED FITTINGS.
97-3903	FRONT FORK ASSEMBLY.
68-5554	FRONT WHEEL WITH SPINDLE AND BEARINGS.
68-5535	FRONT HUB WITH SPINDLE AND BEARINGS.
41-6009	REAR WHEEL WITH SPINDLE AND BEARINGS.
41-6022	REAR HUB WITH SPINDLE AND BEARINGS.

PISTON CHART

PISTONS COMPLETE				
Compression Ratio	Standard	$\pm .010"$ (.254 mm.)	$+ .020"$ (.508 mm.)	
9-4 : 1	41-0793	41-0795	41-0797	
	COMPRESSION RINGS			
	Taper 41-0092 (2)	Taper 41-0104 (2)	Taper 41-0093 (2)	Standard Fitting
	Top 70-8203 Taper 70-8202	Top 70-8313 Taper 70-8312	Top 70-8293 Taper 70-8291	Alternative Hepworth & Grandage Rings
	SCRAPER RINGS			
	41-0098	41-0102	41-0099	Standard Fitting
	70-8204	70-8314	70-8295	Alternative Hepworth & Grandage Rings

CARBURETTER SETTINGS

Spares Number	Makers Number	Main Jet	Pilot Jet	Throttle Slide	Needle Jet	Needle Position
19-2425	R930/38	240	622/107	3½	.106	1

INDEX

	ASSEMBLIES COMPLETE	Page 5
Plate 1	CYLINDER HEAD, EXHAUST PIPE	Page 8 - 9
Plate 2	CYLINDER AND CRANKSHAFT	Page 10 - 11
Plate 3	CRANKCASE	Page 12 - 15
Plate 4	OIL PUMP, GEARBOX SPROCKET	Page 16 - 17
Plate 5	GEAR CLUSTER	Page 18 - 19
Plate 6	GEARCHANGE MECHANISM	Page 20 - 21
Plate 7	FOOTSTART AND FOOTCHANGE	Page 22 - 25
Plate 8	CLUTCH AND PRIMARY COVER	Page 26 - 27
Plate 9	FRAME, BATTERY CARRIER, REAR BRAKE CONTROL	Page 28 - 31
Plate 10	SWINGING ARM	Page 32 - 33
Plate 11	FOOTRESTS, ENGINE SHIELD	Page 34 - 35
Plate 12	OIL TANK, SIDECOVER, TOOL TRAY	Page 36 - 37
Plate 13	FRONT FORKS	Page 38 - 41
Plate 14	FRONT WHEEL	Page 42 - 43
Plate 15	REAR WHEEL	Page 44 - 47
Plate 16	MUDGUARDS	Page 48 - 49
Plate 17	PETROL TANK, TWINSEAT, HANDLEBAR AND CONTROLS	Page 50 - 53
Plate 18	ELECTRICAL EQUIPMENT	Page 54 - 57
Plate 19	TOOLS AND SUNDRIES	Page 58 - 59
Plate 20	CARBURETTER AND AIR CLEANER	Page 60 - 61

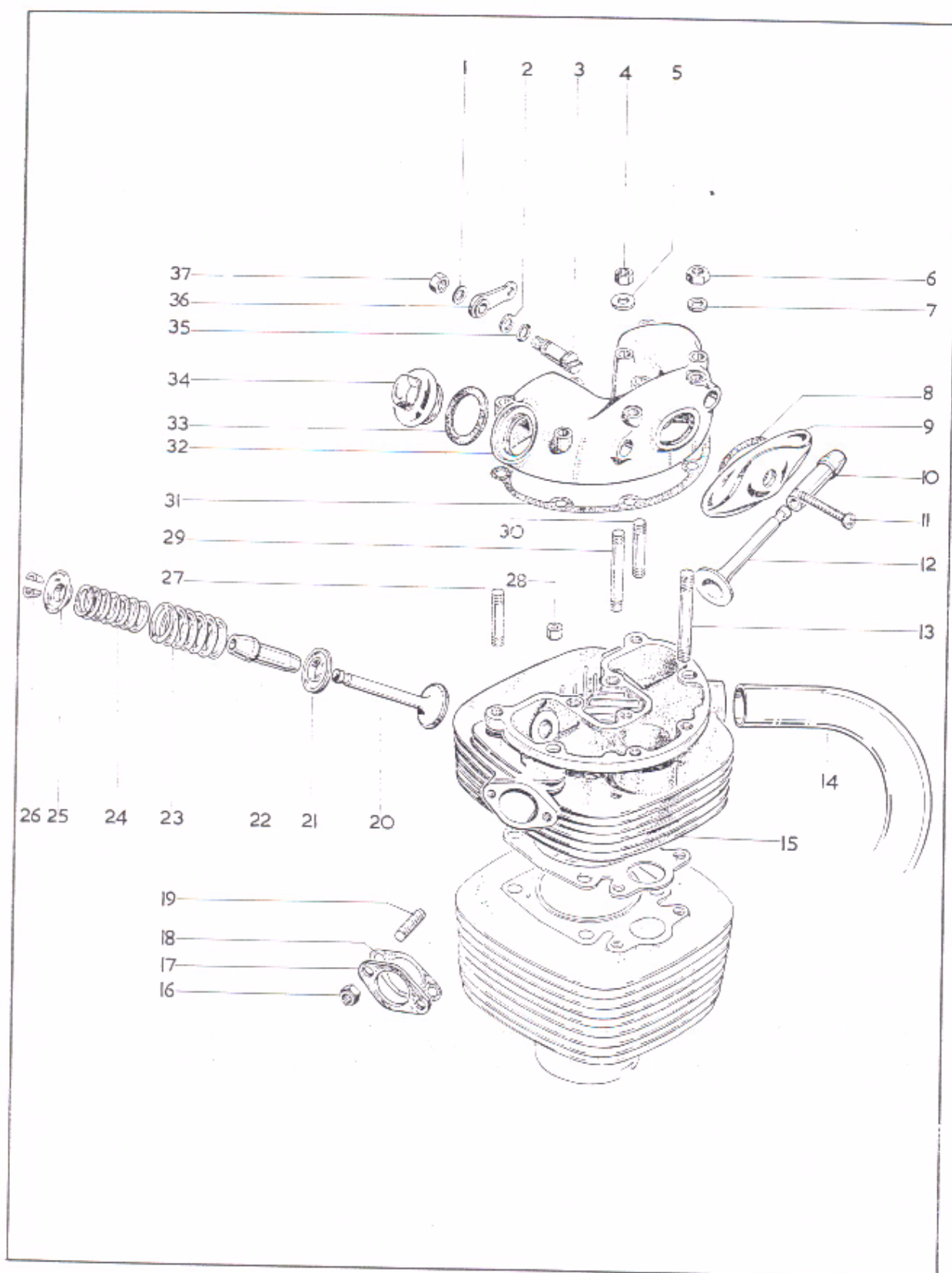


Plate 1

CYLINDER HEAD, EXHAUST PIPE

Plate Ref.	Spares No.	Description	Per Set
	00-3171	Decoke gasket set	1
	00-3313	Full overhaul gasket set	1
1.	02-0525	Washer for nut, line 37 ($\frac{1}{4}'' \times \frac{1}{2}'' \times .048''$)	1
2.	15-5155	Washer, valve lifter ($21/64'' \times \frac{1}{2}'' \times .048''$)	1
3.	40-0417	Exhaust valve lifter	1
4.	24-6040	Nut, rocker box ($\frac{5}{16}''$ British Standard Cycle)	2
5.	02-0923	Washer, rocker box nut ($\frac{5}{16}'' \times \frac{5}{8}'' \times \frac{1}{16}''$)	2
6.	40-0209	Nut, rocker box ($\frac{1}{4}''$ British Standard Cycle)	7
7.	02-0525	Washer, rocker box nut ($\frac{1}{4}'' \times \frac{1}{2}'' \times .048''$)	7
8.	40-0056	Gasket, rocker inspection cover	1
9.	40-0208	Rocker inspection cover	1
10.	41-0633	Exhaust valve guide	1
11.	40-0309	Screw, rocker inspection cover	1
12.	41-0789	Exhaust valve	1
13.	40-0129*	Cylinder head stud, long $\frac{1}{4}''$ (British Standard Cycle/British Standard Fine $\times 2-15/16''$)	3
14.	70-9677	Exhaust pipe complete	1
15.	41-0784	Cylinder head with fixed fittings	1
16.	42-4476	Carburetter stud nut ($\frac{5}{16}''$ British Standard Cycle)	2
17.	70-7821	Tufalol washer, carburetter joint	1
18.	65-1417	Carburetter joint gasket	1
19.	68-0018*	Carburetter stud ($\frac{5}{16}''$ British Standard Cycle/British Standard Fine $\times 1\frac{3}{8}''$)	2
20.	41-0788	Inlet valve	1
21.	68-0931	Valve spring bottom cup	2
22.	41-0632	Inlet valve guide	1
23.	65-2494	Valve spring (outer)	2
24.	65-2495	Valve spring (inner)	2
25.	40-0171	Valve spring top collar	2
26.	40-0167	Valve spring collet	4
27.	40-0124	Cylinder head dowel stud	2
28.	66-3074	Cylinder head dowel	2
29.	40-0127	Rocker box stud ($\frac{5}{16}''$ British Standard Cycle/British Standard Fine $\times 2-9/16''$)	2
30.	40-0131*	Cylinder head stud, short ($\frac{1}{4}''$ British Standard Cycle/ British Standard Fine $\times 2\frac{1}{4}''$)	2
31.	70-7857	Rocker box gasket	1
32.	40-0415	Rocker box	1
33.	40-0182	Washer, valve inspection cap	2
34.	41-0031	Valve inspection cap	2
35.	68-0289	"O" ring, valve lifter	1
36.	41-0176	Exhaust valve lifter lever	1
37.	02-0443	Nut, valve lifter ($\frac{1}{4}''$ British Standard Cycle)	1

*Special material: 13.—EN15. 19.—EN15. 30.—EN15.

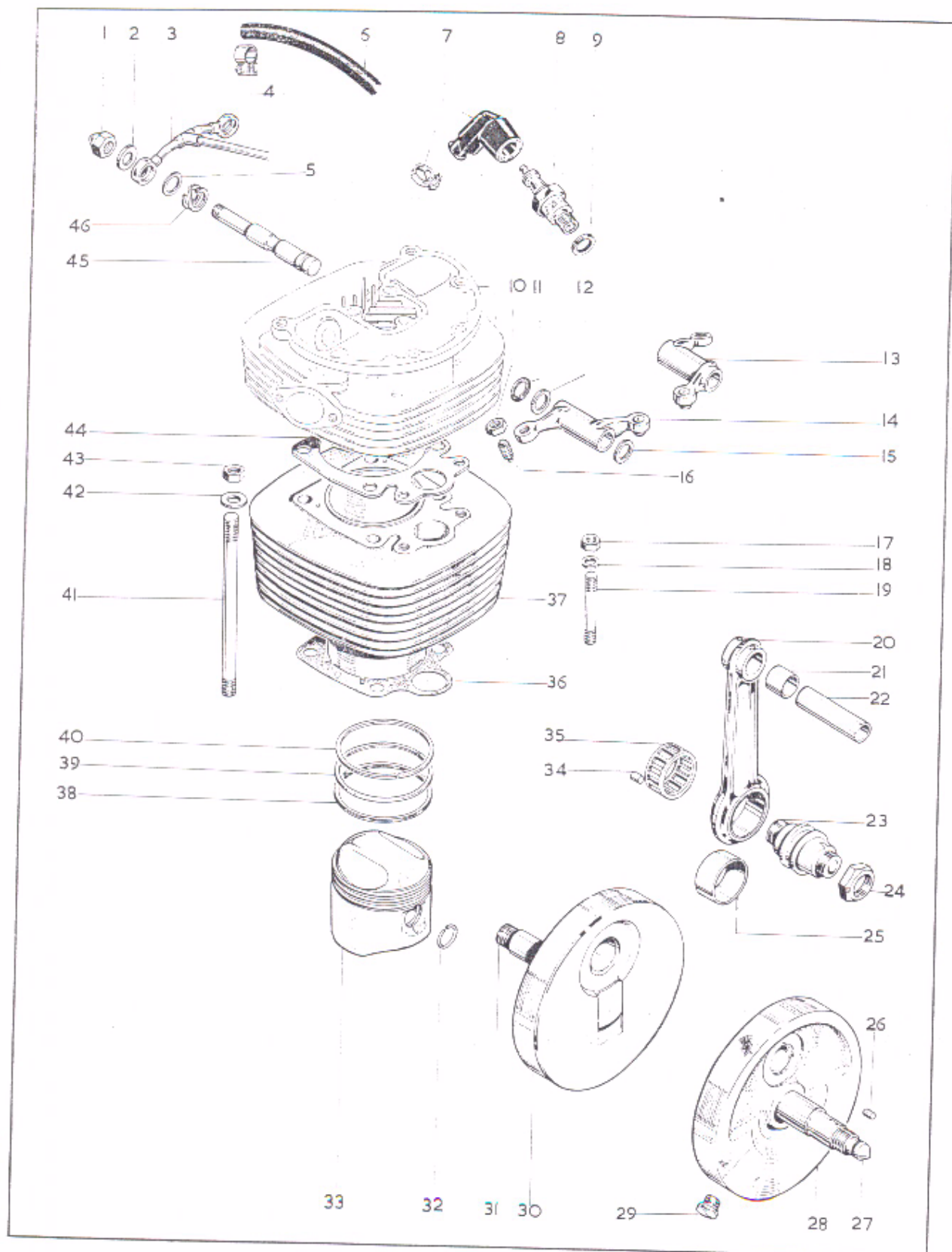


Plate 2

CYLINDER AND CRANKSHAFT

Plate Ref.	Spares No.	Description	Per Set
1.	40-0162	Nut, rocker spindle ($\frac{3}{8}$ " British Standard Cycle, domed)	2
2.	40-0159	Washer, oil feed pipe	4
3.	41-0807	Rocker oil feed pipe	1
4.	62-0263	Clip for oil pipe, line 6	1
5.	40-0157	Thrust washer, rocker spindle ($\frac{3}{8}$ ")	2
6.	40-1037	Flexible oil pipe, rockers	1
7.	19-7625	Spark plug cover (Champion WC548)	1
8.	19-7616	Spark plug (Champion N4)	1
9.	66-0102	Spark plug washer	1
10.	24-0563	Nut, rocker adjusting screw ($\frac{5}{16}$ " British Standard Cycle)	2
11.	40-0148	"O" ring, rocker spindle	2
12.	40-0158	Thrust washer, rocker spindle ($\frac{1}{2}$ ")	2
13.	40-0296	Exhaust rocker complete	1
14.	40-0292	Inlet rocker complete	1
15.	40-0158	Thrust washer, rocker spindle ($\frac{1}{2}$ ")	2
16.	68-0155*	Rocker adjusting screw ($\frac{5}{16}$ " British Standard Cycle)	2
17.	24-5160	Nut, cylinder stud ($\frac{5}{16}$ " British Standard Cycle)	2
18.	76-0012	Washer, cylinder stud ($2\frac{1}{4}$ " \times $\frac{9}{16}$ " \times $\frac{3}{32}$ ")	2
19.	41-0044*	Cylinder stud ($\frac{5}{16}$ " British Standard Cycle/British Standard Fine \times $2\frac{25}{32}$ ")	2
20.	41-0549	Connecting rod complete	1
21.	66-0492	Small-end bush, connecting rod	1
22.	41-0101	Gudgeon pin	1
23.	41-0586	Crankpin	1
24.	41-0588	Crankpin nut	2
25.	41-0183	Big-end bush, connecting rod	1
26.	41-0551	Peg, crankpin location	1
27.	41-0564	Engine shaft (right-hand)	1
28.	41-0554	Flywheel complete (right-hand)	1
29.	40-0043	Flywheel plug	1
30.	70-9549	Flywheel complete (left-hand)	1
31.	41-0579	Engine shaft (left-hand)	2
32.	66-0954	Gudgeon pin circlip	2
33.	41-0793†	Piston complete	1
34.	26-0650	Crankpin roller	24
35.	40-0572	Crankpin roller cage	1
36.	70-7727	Cylinder base washer	1
37.	41-0787	Cylinder barrel	1
38.	41-0098†	Piston scraper ring	1
39.	41-0092†	Piston compression ring	1
40.	41-0092†	Piston compression ring	1
41.	21-1964	Stud, cylinder holding	4
42.	41-0639	Washer for nut, line 43	4
43.	14-0304	Nut, cylinder holding down ($\frac{7}{16}$ " Unified Fine)	4
44.	41-0638	Cylinder head gasket	1
45.	40-0294	Rocker spindle, inlet and exhaust	2
46.	40-0156	Spring washer, rocker spindle	1
	70-9548	Flywheel and connecting rod assembly	1
	41-0548	Connecting rod and crankpin assembly	1

*Special material: 16.—EN9. 19.—EN14B.

†See page 6.

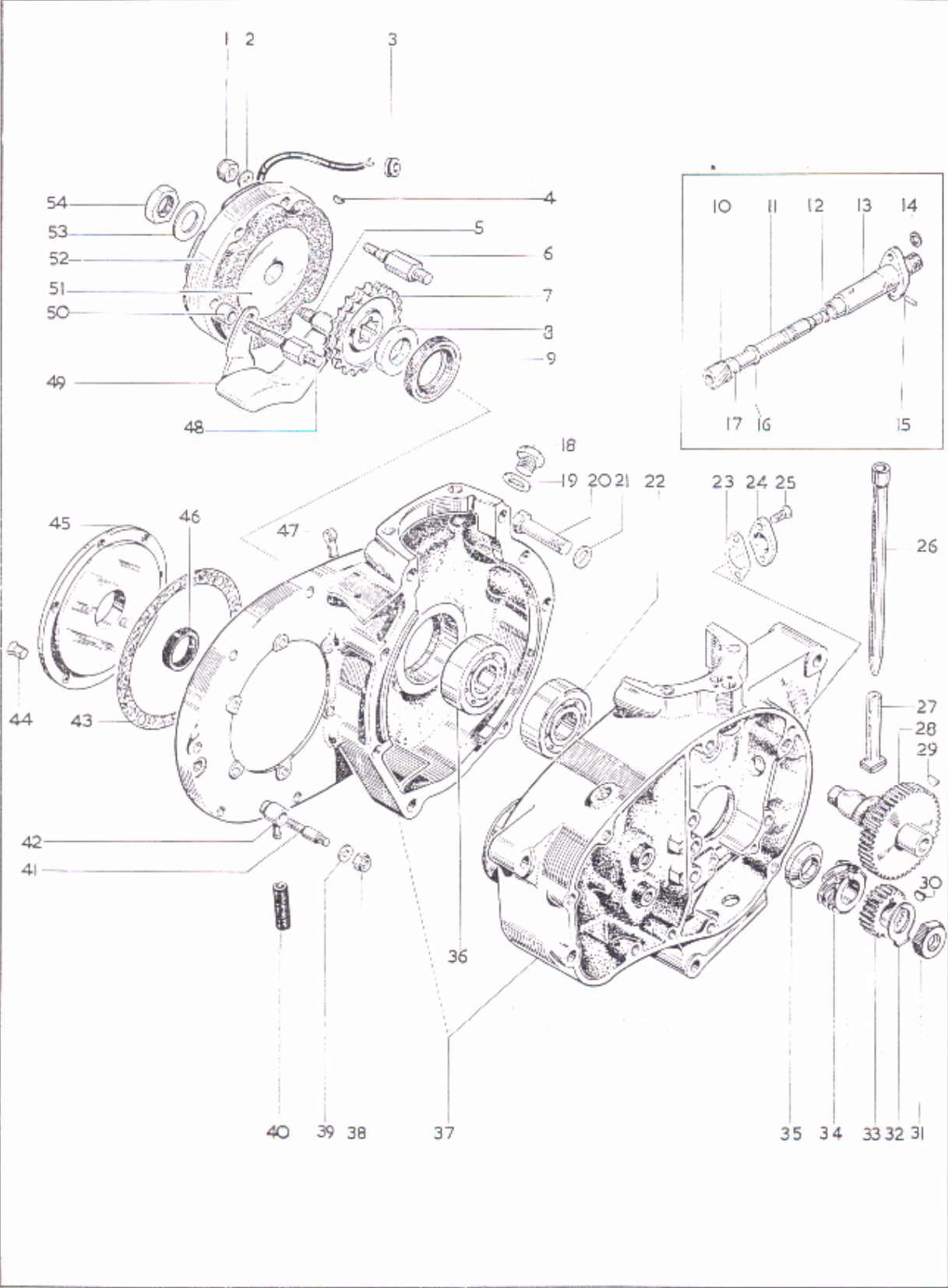
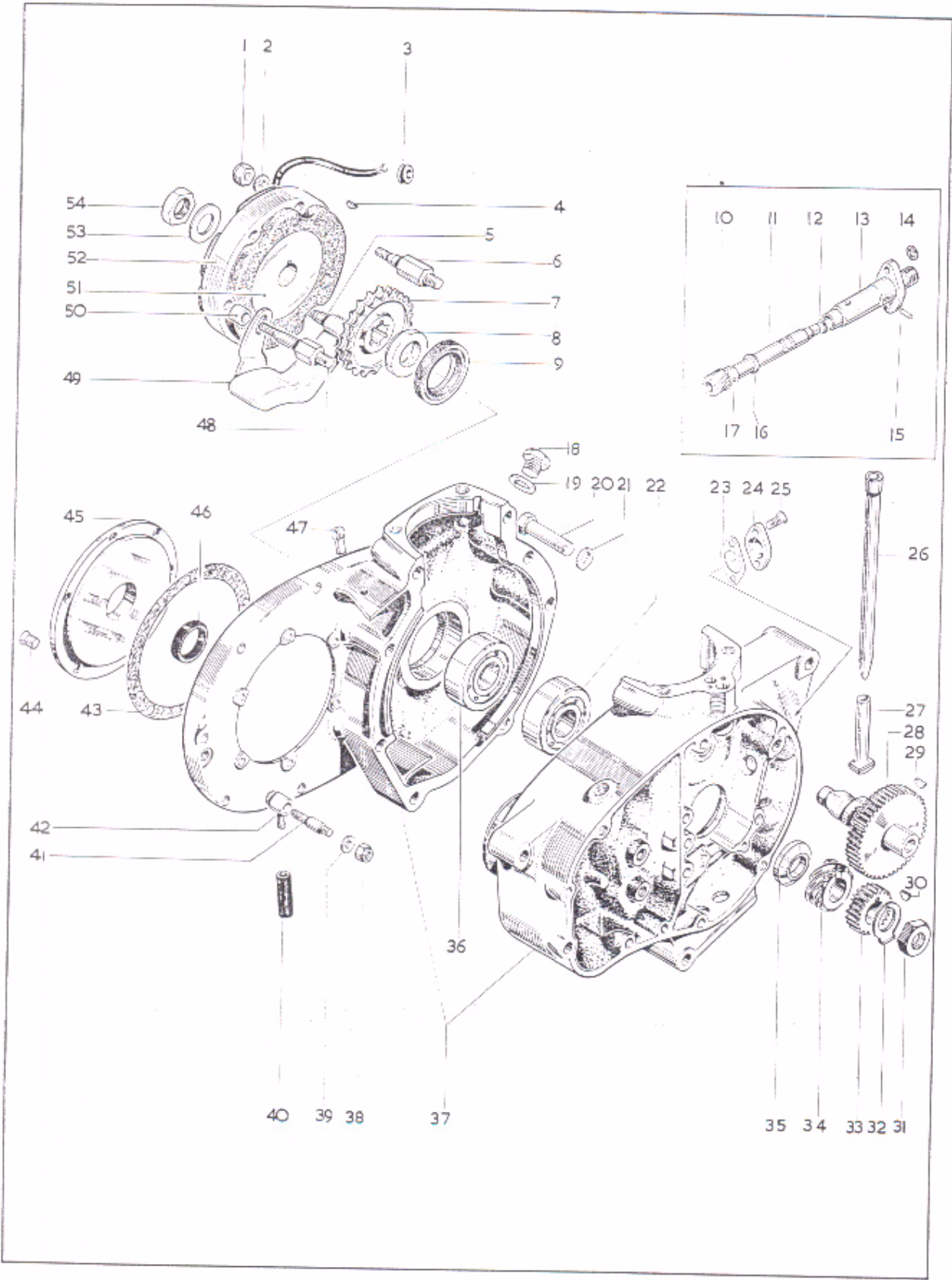


Plate 3

CRANKCASE

Plate Ref.	Spares No.	Description	Per Set
1.	14-1901	Stator self-lock nut	3
2.	02-0525	Washer, stator fixing ($\frac{1}{4}" \times \frac{1}{2}" \times .048"$)	3
3.	40-0705	Grommet, generator lead	1
4.	41-0573	Key, rotor to shaft	1
5.	21-1896*	Bottom stud, stator fixing ($\frac{1}{4}"$ Unified Fine $\times \frac{5}{16}"$ Unified Coarse $\times 2-9/16"$)	1
6.	21-1895*	Front stud, stator fixing ($\frac{1}{4}"$ Unified Fine $\times \frac{5}{16}"$ Unified Coarse $\times 2-19/32"$)	1
7.	41-0615	Engine sprocket (28 teeth)	1
8.	40-0325	Engine sprocket spacer (.324"—.327"; 8.229—8.305 mm.)	as reqd.
8.	40-0326	Engine sprocket spacer (.309"—.312"; 7.884—7.924 mm.)	as reqd.
8.	40-0327	Engine sprocket spacer (.294"—.297"; 7.467—7.543 mm.)	as reqd.
9.	40-0025	Oil seal, crankcase drive-side	1
	70-9428	Tachometer drive assembly	1
10.	70-9382	Tachometer drive shaft gear	1
11.	70-9381	Tachometer drive shaft	1
12.	70-9430	"O" ring, drive shaft	1
13.	70-9517	Drive shaft body	1
14.	24-0036	Sealing washer, drive shaft	1
15.	70-9431	Locating pin, drive shaft	1
16.	70-9383	Thrust washer, drive shaft	1
17.	70-9429	Retaining pin, drive gear	1
18.	21-1872	Plug timing aperture	1
19.	70-8896	Washer for plug, line 18	1
20.	21-1892	Bolt, crankcase ($\frac{5}{16}"$ Unified Coarse $\times 1\frac{1}{2}"$)	3
21.	02-0923	Washer, crankcase bolt ($\frac{5}{16}" \times \frac{5}{8}" \times \frac{1}{16}"$)	3
22.	24-0732	Bearing, right-hand (Hoffman 325)	1
23.	70-9432	Gasket, tachometer drive	1
24.	70-9384	Cover plate, tachometer drive hole	1
25.	40-0242*	Screw, tachometer drive (2 British Association $\times 27/64"$ countersunk)	2
26.	41-0790	Push rod, inlet and exhaust	2
27.	70-7739	Tappet, inlet and exhaust	2



CRANKCASE

Plate Ref.	Spares No.	Description	Per Set
28.	71-1124	Camshaft complete	1
29.	40-0118	Key, camshaft pinion	1
30.	41-0560	Key, crankshaft pinion	1
31.	37-1798	Nut, crankshaft ($\frac{5}{8}$ " British Standard Fine)	1
32.	40-0455	Lockwasher, crankshaft nut	1
33.	41-0569	Pinion, crankshaft	1
34.	41-0567	Oil pump drive, crankshaft	1
35.	41-0565	Thrust washer, oil pump drive	1
36.	24-0724	Bearing, left-hand (Hoffman R325L)	1
37.	71-1120	Crankcase with fixed fittings	1
38.	14-1901	Nut, chain oiler stud	1
39.	02-0525	Washer, chain oiler bolt ($\frac{1}{4}$ " \times $\frac{1}{2}$ " \times .048")	1
40.	40-0375	Oil pipe, rear chain oiler	1
41.	21-1985*	Stud, rear chain oiler ($\frac{1}{4}$ " Unified Coarse/Unified Fine \times $1\frac{5}{8}$ ")	1
42.	68-0383	Rear chain oiler	1
43.	40-0241	Gasket, primary case back	1
44.	40-0246	Screw, primary case back (2 British Association \times $\frac{1}{16}$ ")	6
45.	70-3789	Cover plate, primary case back	1
46.	40-0243	Oil seal, primary case back	1
47.	40-9190	Clip, generator leads	1
48.	21-1894*	Rear stud, stator fixing ($\frac{1}{4}$ " Unified Fine \times $\frac{5}{16}$ " Unified Coarse \times 2-19-32")	1
49.	41-0143	Chain tensioner, primary	1
50.	41-0146	Distance piece, chain tensioner	1
51.	19-8019	Generator rotor (Lucas 54213901)	1
52.	19-1262	Generator stator (Lucas 47205)	1
53.	29-2054	Washer, rotor fixing	1
54.	29-2053	Nut, rotor fixing	1

*Special material: 5.—EN8. 6.—EN14B. 25.—EN8R. 41.—EN14B. 48.—EN14B.

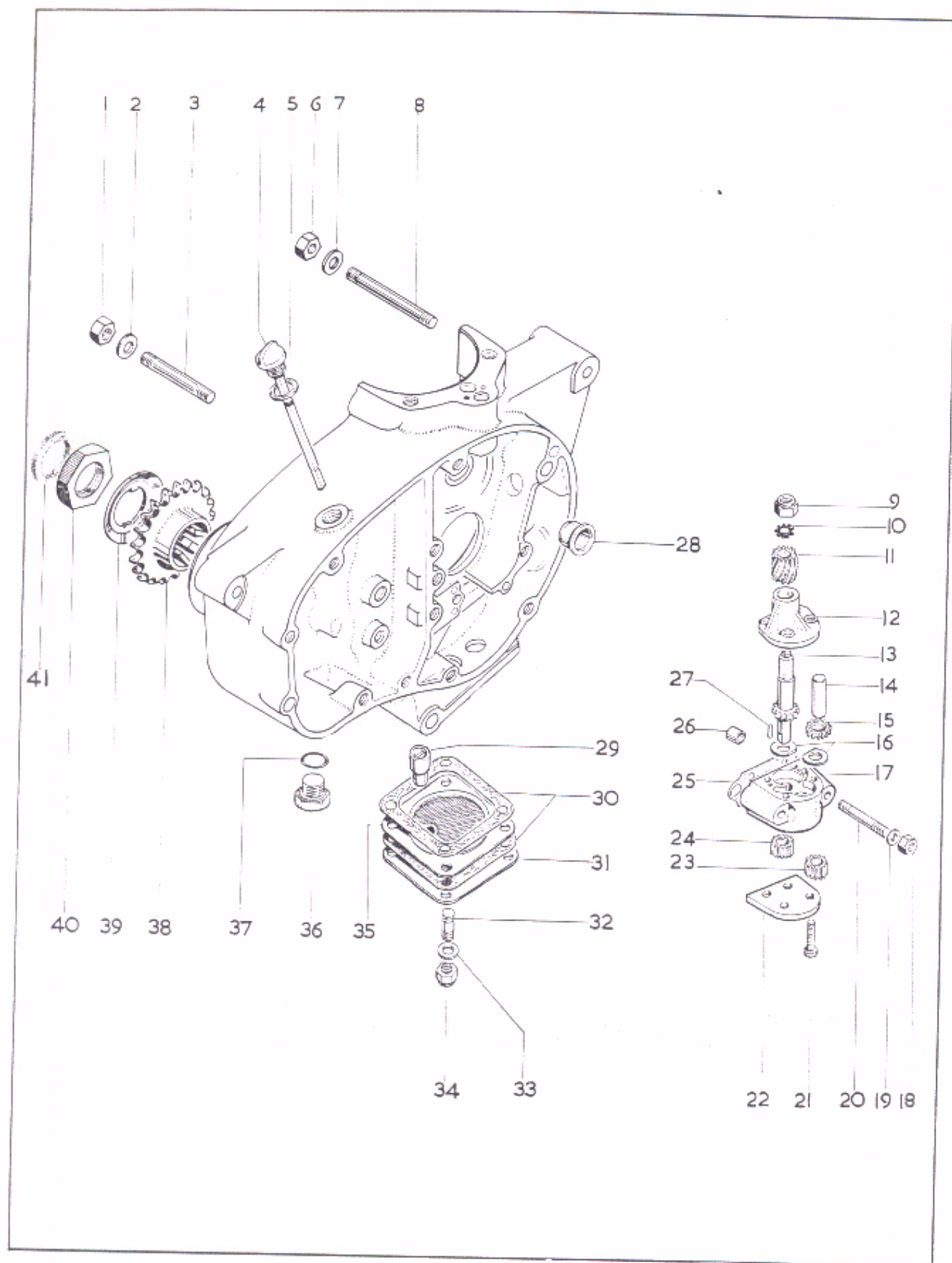
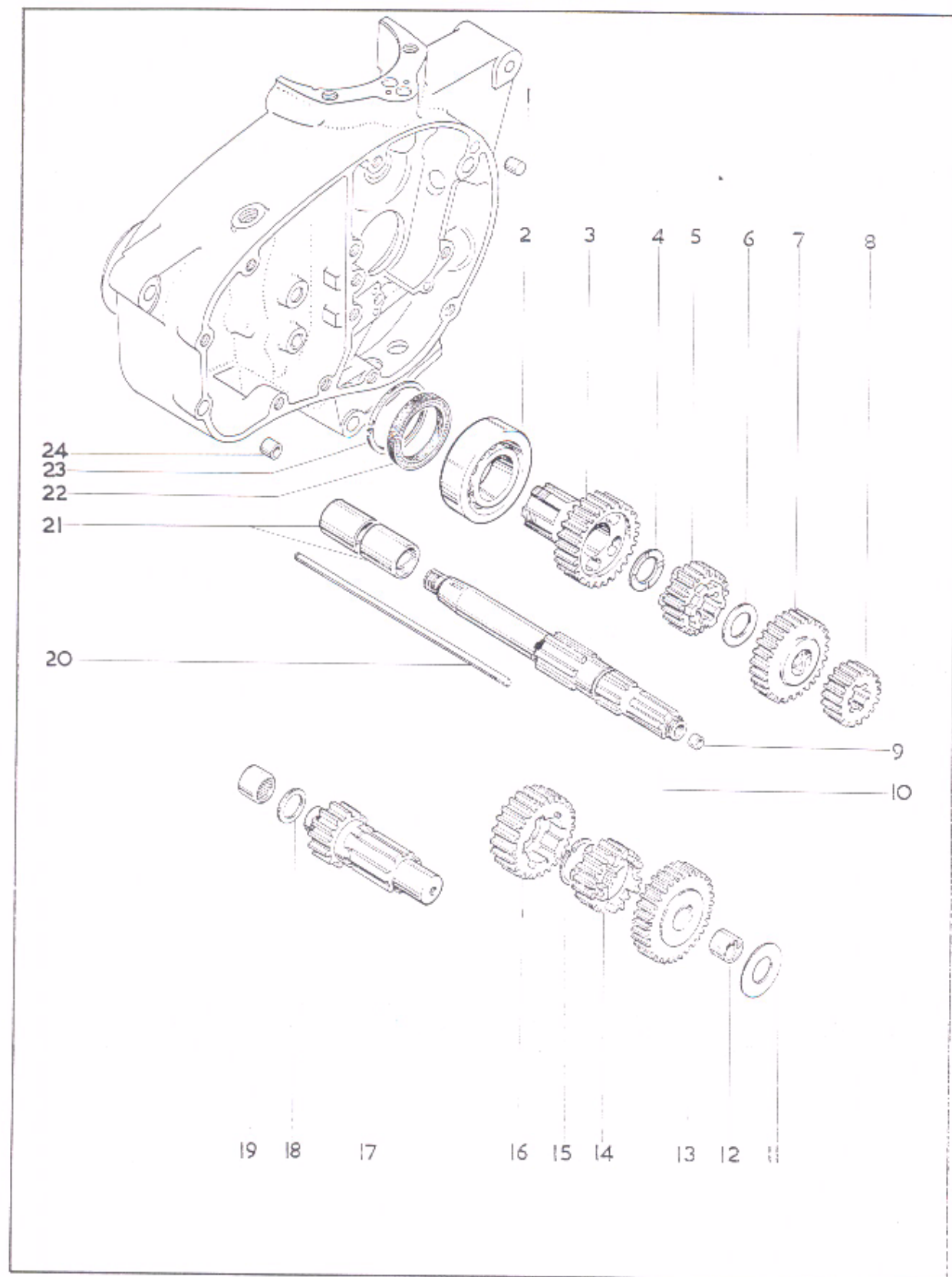


Plate 4

OIL PUMP, GEARBOX SPROCKET

Plate Ref.	Spares No.	Description	Per Set
1.	14-0302	Nut, crankcase stud ($\frac{5}{16}$ " Unified Fine)	2
2.	02-0923	Washer for nut, line 1 ($\frac{5}{16}$ " \times $\frac{5}{8}$ " \times $\frac{1}{16}$ ")	2
3.	21-1890	Crankcase stud, rear ($\frac{5}{16}$ " Unified Fine/Unified Coarse \times 2-11/16")	2
4.	40-1033	Gearbox dipstick ..	1
5.	57-0948	Dipstick washer ..	1
6.	14-0302	Nut, crankcase stud ($\frac{5}{16}$ " Unified Fine)	2
7.	02-0923	Washer for nut, line 6 ($\frac{5}{16}$ " \times $\frac{5}{8}$ " \times $\frac{1}{16}$ ")	2
8.	21-1889	Crankcase stud (top) ..	2
9.	40-0414	Nut, oil pump spindle ($\frac{1}{4}$ " British Standard Cycle) ..	1
10.	29-0541	Lockwasher, oil pump spindle ..	1
11.	41-0603	Oil pump driving gear ..	1
12.	71-1139	Oil pump spindle housing ..	1
13.	71-1141	Oil pump driving spindle ..	1
14.	71-1147	Oil pump driven spindle ..	1
15.	41-0713	Oil pump feed gear (driven) ..	1
16.	41-0714	Oil pump thrust washer ..	2
17.	71-1136	Oil pump body ..	1
18.	14-1901	Nut, oil pump mounting ($\frac{1}{4}$ " Unified Fine) ..	2
19.	68-0938	Washer, oil pump mounting ($\frac{17}{64}$ " \times $\frac{5}{8}$ " \times $\frac{1}{16}$ ")	2
20.	21-1893*	Stud, oil pump mounting ($\frac{1}{4}$ " Unified Fine/Unified Coarse \times 2 $\frac{3}{16}$ ")	2
21.	41-0609	Screw, oil pump cover plate ($\frac{3}{16}$ " British Standard Cycle \times 1 $\frac{5}{16}$ ")	4
22.	67-1391	Oil pump cover plate ..	1
23.	41-0605	Oil pump scavenge gear (driven) ..	1
24.	71-1143	Oil pump scavenge gear (driver) ..	1
25.	41-0804	Oil pump gasket ..	1
26.	41-0706	Dowel, oil pump ..	2
27.	71-1148	Dowel, oil pump body ..	2
28.	70-8315	Camshaft bush ..	1
29.	41-0624	Scavenge valve complete ..	1
30.	67-1288	Scavenge cover gasket ..	2
31.	67-1286	Scavenge cover ..	1
32.	14-1401	Stud, scavenge cover ($\frac{1}{4}$ " Unified Fine/Unified Coarse \times 1")	4
33.	02-0525	Washer, scavenge cover ($\frac{1}{4}$ " \times $\frac{1}{2}$ " \times .048")	4
34.	14-1901	Locknut, scavenge cover ($\frac{1}{4}$ " Unified Fine) ..	4
35.	70-9979	Crankcase filter: assembly ..	1
36.	21-1857	Drain plug, gearbox ($\frac{1}{2}$ " Unified Coarse)	1
37.	68-3168	"O" ring, drain plug ..	1
38.	41-3092	Gearbox sprocket (17 teeth) ..	1
39.	40-3121	Lockwasher, gearbox sprocket ..	1
40.	40-3051*	Nut, gearbox sprocket (1 $\frac{3}{16}$ " \times 20 threads per inch, Whitworth)	1
41.	90-6074	Felt washer, gearbox sprocket ..	1
	71-1134	Oil pump complete ..	1

*Special material: 20.—EN14B. 40.—EN8.



GEAR CLUSTER

<i>Plate Ref.</i>	<i>Spares No.</i>	<i>Description</i>	<i>Per Set</i>
1.	40-0394	Dowel, inner cover to crankcase	2
2.	29-3857	Mainshaft bearing (Hoffman 130)	1
3.	57-3872	Pinion, mainshaft top gear (22 teeth)	1
4.	40-3020	Spacer (.093"—.094"; 2.3622—2.3876 mm.)	as reqd.
4.	40-3126	Spacer (.098"—.099"; 2.4892—3.1146 mm.)	as reqd.
4.	40-3127	Spacer (.103"—.104"; 2.6162—2.6416 mm.)	as reqd.
5.	57-3876	Pinion, layshaft second gear (21 teeth)	1
6.	40-3019	Spacer (.075"—.076"; 1.905—1.9304 mm.)	as reqd.
6.	40-3119	Spacer (.070"—.071"; 1.778—1.8034 mm.)	as reqd.
6.	40-3120	Spacer (.080"—.081"; 2.032—2.0574 mm.)	as reqd.
7.	41-3063	Pinion, mainshaft third gear (24 teeth)	1
8.	41-3089	Pinion, mainshaft first gear (16 teeth)	1
9.	40-3007	Mainshaft bush, push rod	1
10.	40-3254	Mainshaft with bush	1
11.	40-3258	Layshaft shim	1
12.	40-3262	Bush, layshaft first gear	1
13.	57-3874	Pinion, layshaft first gear (27 teeth)	1
14.	57-3877	Pinion, layshaft third gear (19 teeth)	1
15.	41-3078	Layshaft circlip	1
16.	41-3070	Pinion, layshaft second gear (22 teeth)	1
17.	41-3068	Layshaft with top gear (14 teeth)	1
18.	41-3074	Thrust washer (.083"—.085"; 2.1082—2.159 mm.)	as reqd.
18.	41-3072	Thrust washer (.078"—.080"; 1.9812—2.032 mm.)	as reqd.
19.	40-3292	Layshaft bearing (Torrington B108)	1
20.	40-3265	Clutch push rod	1
21.	41-3045	Bush, mainshaft top gear	2
22.	41-3054	Mainshaft oil seal	1
23.	70-6026	Circlip, mainshaft oil seal	1
24.	66-3074	Dowel, crankcase, inner cover	2

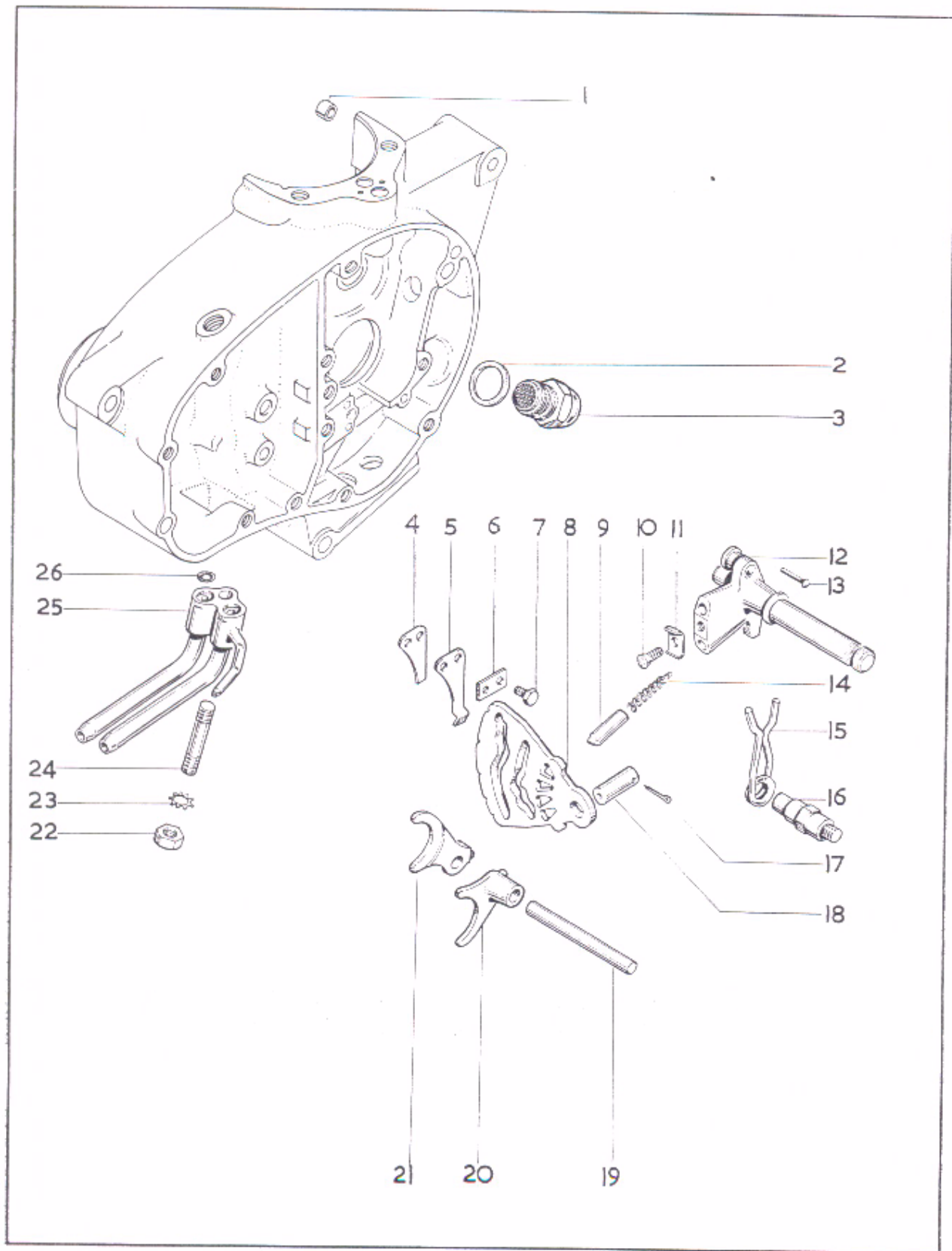
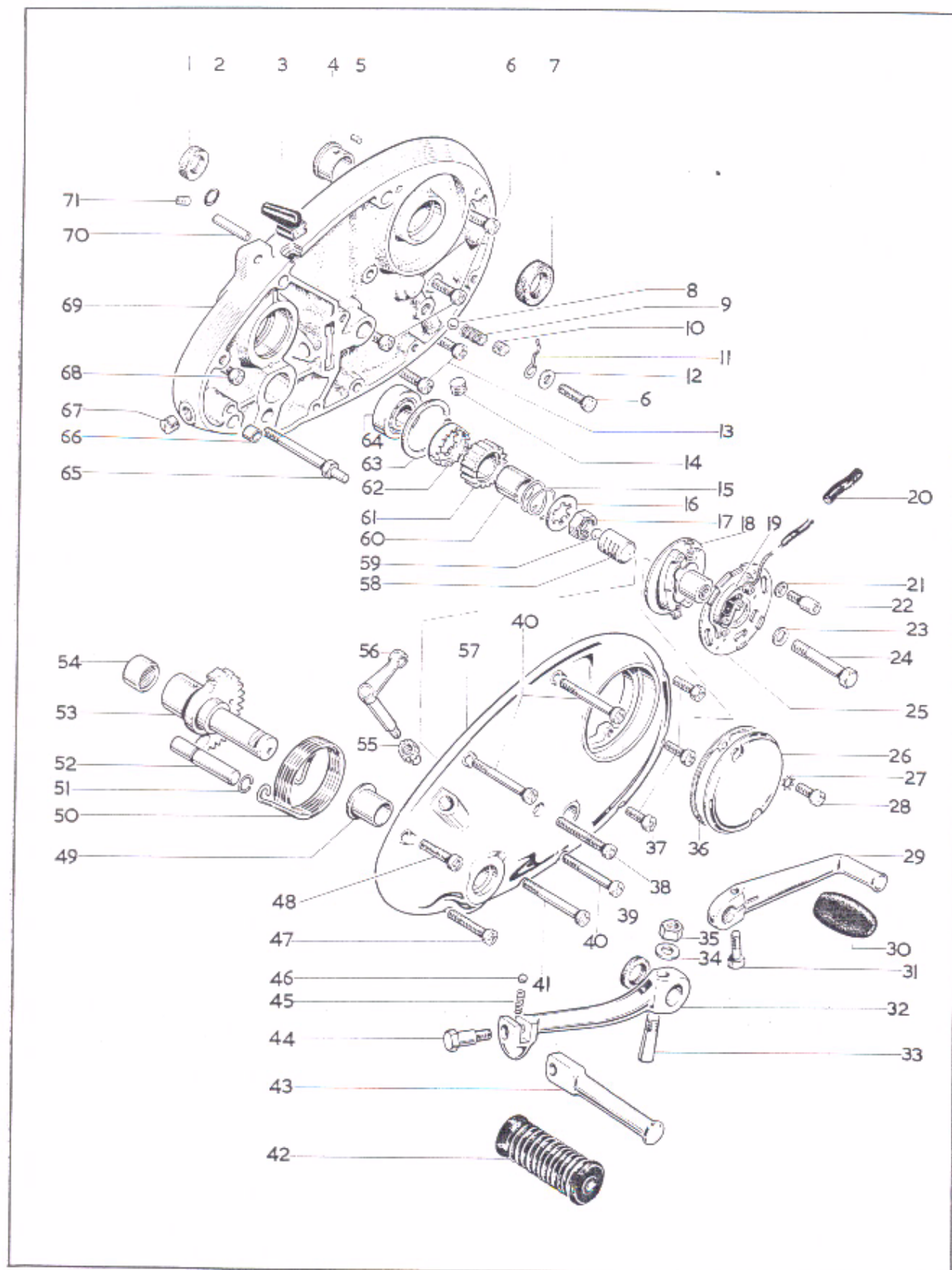


Plate 6

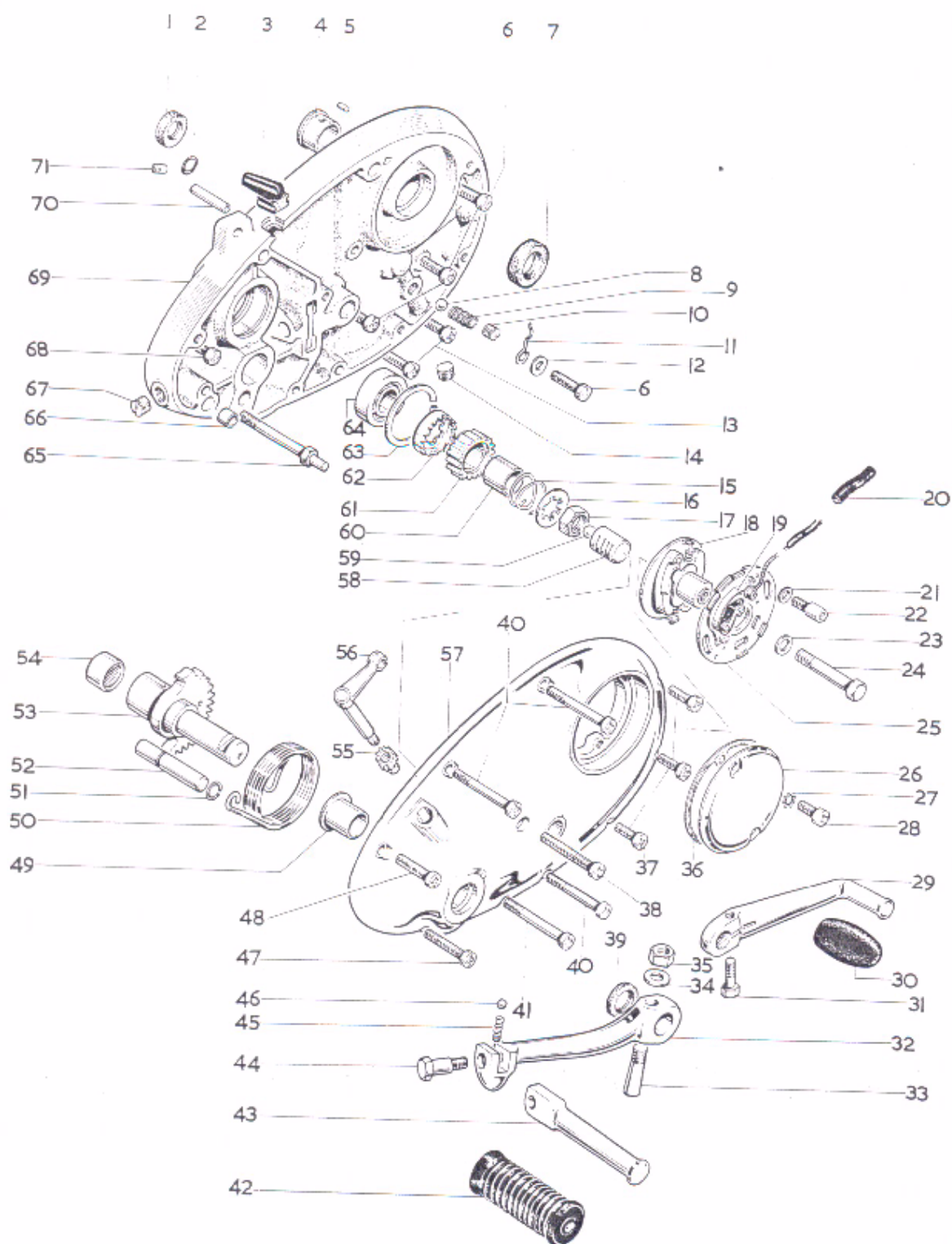
GEARCHANGE MECHANISM

Plate Ref.	Spares No.	Description	Per Set
1.	67-1236	Crankcase dowel	1
2.	70-9737	Pressure release valve washer	1
3.	71-1327	Pressure release valve assembly	1
4.	40-3043	Spring plate	1
5.	40-3042	Cam plate spring	1
6.	40-3045	Lock plate for screw, line 7	1
7.	40-3044	Screw, cam plate spring (2 British Association $\times \frac{3}{8}$ ")	2
8.	57-3850	Cam plate, gearchange	1
9.	40-3193	Plunger, gearchange quadrant	2
10.	40-3323	Screw, plunger keeper plate (5 British Association $\times \frac{5}{16}$ ")	1
11.	40-3194	Keeper plate, gearchange quadrant	1
12.	40-3321	Gearchange quadrant complete	1
13.	40-3059	Rivet, plunger spring	2
14.	40-3155	Plunger spring	2
15.	40-3061	Gearchange return spring	1
16.	57-3763	Anchor bolt, return spring	1
17.	60-2724	Split pin, cam plate spindle ($3/32$ " \times 1")	1
18.	40-3291	Cam plate spindle	1
19.	40-3032	Selector fork spindle	1
20.	40-3033	Layshaft selector fork	1
21.	57-3854	Mainshaft selector fork	1
22.	14-0302	Nut, oil pipe union stud ($\frac{5}{16}$ " Unified Fine)	1
23.	36-0382	Lockwasher, union stud	1
24.	21-1891	Stud, oil pipe union ($\frac{5}{16}$ " Unified Fine/Unified Coarse $\times 1\frac{7}{8}$ ")	1
25.	40-1035	Crankcase oil pipe union	1
26.	70-8259	"O" ring, oil union pipe	2



FOOTSTART AND FOOTCHANGE

Plate Ref.	Spares No.	Description	Per Set
1.	40-0977	Oil seal, crankshaft	1
2.	68-0289	"O" ring, inner cover	1
3.	41-0715	Grommet, contact breaker cable	1
4.	40-0222	Camshaft bush	1
5.	40-0028	Camshaft bush peg	1
6.	14-6610	Screw, inner cover to crankcase ($\frac{1}{4}$ " Unified Coarse $\times 1\frac{1}{2}$ ")	4
7.	40-0679	Camshaft oil seal	1
8.	97-2704	Steel ball, non-return valve ($\frac{1}{4}$ " diameter)	1
9.	40-0385	Spring, non-return valve	1
10.	21-1898	Plug, non-return valve	1
11.	90-5268	Clip, contact breaker leads	1
12.	02-0525	Washer, contact breaker lead clip	1
13.	14-6606	Bottom screw, inner cover ($\frac{1}{4}$ " Unified Coarse $\times \frac{3}{4}$ ")	2
14.	70-9526	Sealing plug	2
15.	40-3273	Spring, kickstart ratchet	1
16.	40-3257	Mainshaft lockwasher	1
17.	76-0271	Mainshaft nut	1
18.	19-1853	Auto-advance unit (Lucas 54419653)	1
19.	19-1849	Contact set (Lucas 54419827)	1
20.	40-0723	Contact breaker lead sleeve	1
21.	40-0682	Washer, contact breaker plate	2
22.	40-0683	Pillar bolt, contact breaker plate	2
23.	68-0331	Washer, auto-advance unit	1
24.	14-0208	Bolt, auto-advance unit	1
25.	19-1852	Contact breaker plate (Lucas 54419645)	1
26.	70-8737	Contact breaker cover	1
27.	29-3319	Lockwasher, cover screw	2
28.	70-7354	Screw, contact breaker cover (2 British Association $\times \frac{1}{2}$ ")	2
29.	40-3073	Gearchange lever	1
30.	89-3208	Rubber, gearchange pedal	1
31.	42-6554	Bolt, gearchange pedal ($\frac{1}{4}$ " British Standard Cycle $\times \frac{3}{4}$ ")	1
32.	57-2764	Kickstart lever complete	1
33.	02-2579	Cotter, kickstart lever	1
34.	02-2580	Washer, kickstart lever cotter ($\frac{9}{32}$ " $\times \frac{1}{2}$ " $\times \frac{1}{16}$ ")	1
35.	02-2578	Nut, kickstart lever cotter (.266" British Standard Cycle)	1
36.	70-7882	Gasket, contact breaker cover	1



FOOTSTART AND FOOTCHANGE

Plate Ref.	Spares No.	Description	Per Set
37.	40-0236	Screw, outer cover (2 British Association $\times \frac{5}{8}$ ")	3
38.	14-6611	Screw, outer cover ($\frac{1}{4}$ " Unified Coarse $\times 1\frac{3}{4}$ ")	1
39.	57-2641	Oil seal, kickstart spindle	1
40.	14-6612	Screw, outer cover ($\frac{1}{4}$ " Unified Coarse $\times 2$ ")	3
41.	14-6614	Screw, outer cover ($\frac{1}{4}$ " Unified Coarse $\times 2\frac{1}{2}$ ")	1
42.	57-2759	Pedal rubber, kickstart lever	1
43.	57-2646	Folding pedal, kickstart lever	1
44.	40-3084	Bolt, kickstart folding pedal ($\frac{5}{16}$ " British Standard Cycle $\times 1\frac{3}{16}$ ")	1
45.	40-3085	Spring, kickstart folding pedal	1
46.	97-2704	Ball, kickstart folding pedal ($\frac{1}{4}$ " diameter)	1
47.	14-6610	Screw, outer cover ($\frac{1}{4}$ " U.S.C. $\times 1\frac{1}{2}$ ")	1
48.	14-6606	Screw, outer cover ($\frac{1}{4}$ " Unified Coarse $\times \frac{3}{4}$ ")	1
49.	57-2642	Bush, kickstart spindle	1
50.	40-3275	Return spring, kickstart lever	1
51.	40-3277	Circlip, kickstart quadrant stop	1
52.	40-3276	Kickstart quadrant stop	1
53.	57-4070	Kickstart spindle complete	1
54.	40-3292	Bearing, kickstart spindle (Torrington B108)	1
55.	40-3283	Pinion, clutch operating lever	1
56.	57-2750	Clutch lever complete	1
57.	70-9433	Outer timing cover	1
58.	40-3282	Rack, clutch operating	1
59.	65-2593	Ball, clutch push rod thrust ($7/32$ " diameter)	1
60.	40-3272	Bush, kickstart ratchet pinion	1
61.	40-3271	Kickstart ratchet pinion	1
62.	40-3279	Kickstart ratchet	1
63.	76-0528	Circlip, mainshaft bearing	1
64.	90-0011	Bearing, gearbox mainshaft (Hoffman L27)	1
65.	57-3764	Anchor bolt, kickstart return spring	1
66.	66-3074	Dowel, outer to inner cover	1
67.	21-1899	Screw, plug, inner cover	1
68.	14-6608	Screw, inner cover ($\frac{1}{4}$ " Unified Coarse $\times 1$ ")	1
69.	71-1060	Inner cover complete	1
70.	75-0257	Breather pipe, inner cover	1
71.	53-3049	Plug, mainshaft oil feed	1

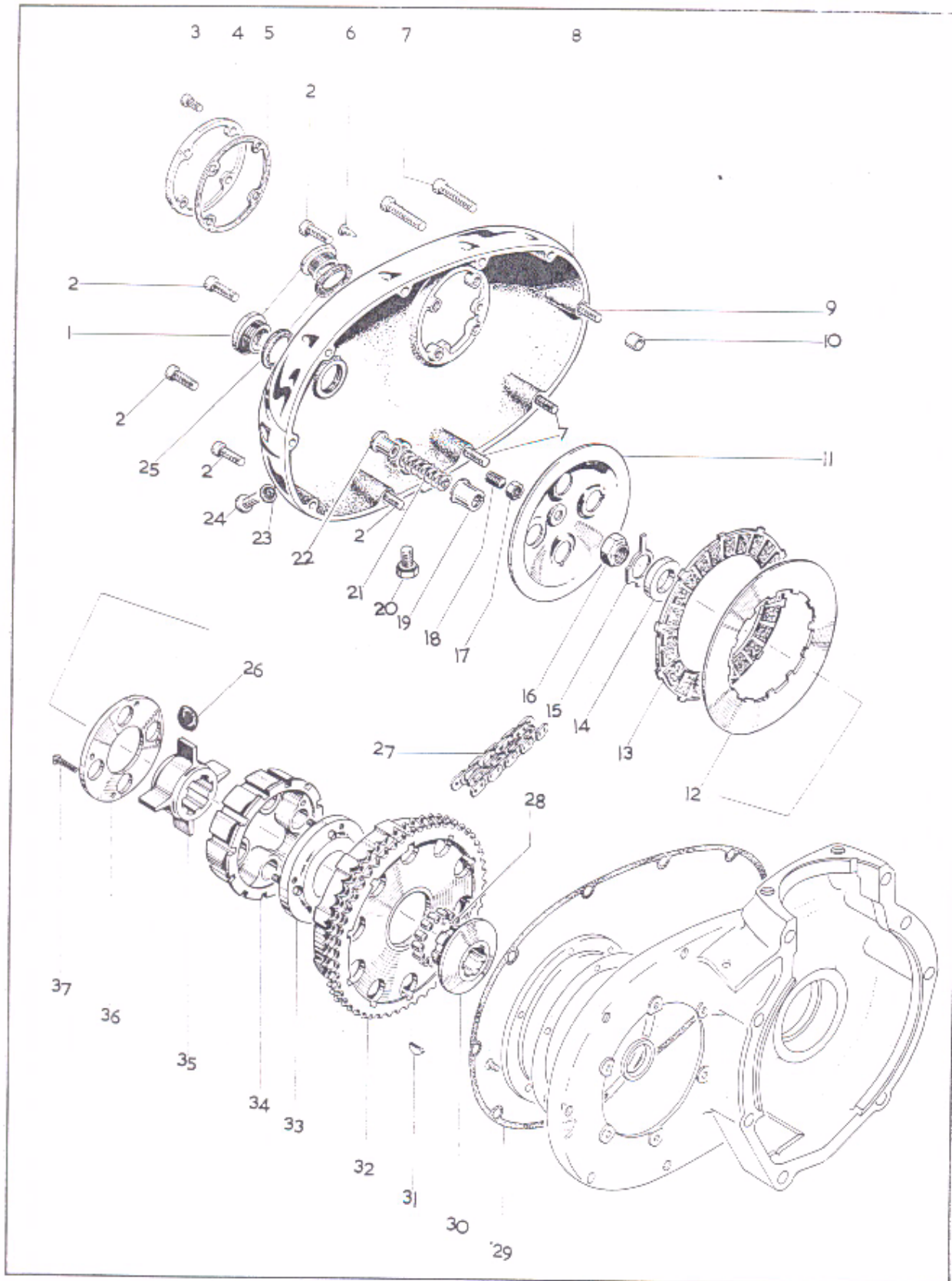


Plate 8

CLUTCH AND PRIMARY COVER

Plate Ref.	Spares No.	Description	Per Set
1.	57-2166	Screwed plug, primary cover	1
1.	70-9800	Screwed breather plug, primary cover	1
2.	14-6610	Primary cover screw, short ($\frac{1}{4}$ " Unified Coarse $\times 1\frac{1}{2}$ ")	5
3.	76-4116	Inspection cover screw (2 British Association $\times \frac{1}{2}$ ")	4
4.	68-0839	Timing inspection cover	1
5.	68-0840	Gasket, inspection cover	1
6.	40-1005	Ignition timing pointer	1
7.	14-6611	Primary cover screw, long ($\frac{1}{4}$ " Unified Coarse $\times 1\frac{3}{4}$ ")	4
8.	71-1058	Primary cover assembly	1
9.	21-1951	Primary cover screw, dowel hole ($\frac{1}{4}$ " Unified Cycle $\times 1\frac{7}{8}$ ")	1
10.	66-3074	Dowel, primary cover to crankcase	2
11.	57-4019	Clutch pressure plate	1
12.	40-3220	Clutch driven plate	5
13.	40-3233	Clutch driving plate	4
14.	40-3234	Spacing washer	1
15.	40-3221	Lockwasher for nut, line 16	1
16.	40-3227	Clutch retaining nut	1
17.	02-2395	Nut, clutch adjusting screw ($\frac{1}{4}$ " British Standard Cycle)	1
18.	40-3230	Clutch adjusting screw ($\frac{1}{4}$ " British Standard Cycle $\times \frac{5}{8}$ ")	1
19.	57-3951	Clutch spring cup	4
20.	21-1943	Primary case drain plug	1
21.	41-3091	Clutch spring	4
22.	41-3215	Clutch spring nut	4
23.	71-1065	Washer, oil level screw	1
24.	21-2002	Oil level screw	1
25.	70-8782	Washer for screwed plugs, line 1	2
26.	41-3212	Rubber pad, drive and rebound	8
27.	19-8683	Primary chain (72 teeth)	1
28.	40-3206	Clutch roller	25
29.	70-7856	Gasket, primary cover	1
30.	40-3201	Clutch hub	1
31.	40-3150	Clutch hub key	1
32.	40-3203	Clutch chainwheel	1
33.	40-3207	Retaining plate (inner)	1
34.	41-3210	Clutch centre	1
35.	41-3209	Clutch spider	1
36.	40-3210	Retaining plate (outer)	1
37.	40-3330	Screw, inner and outer retaining plates (1" British Association $\times 15/16$ ")	1
	57-4017	Clutch assembly complete	1

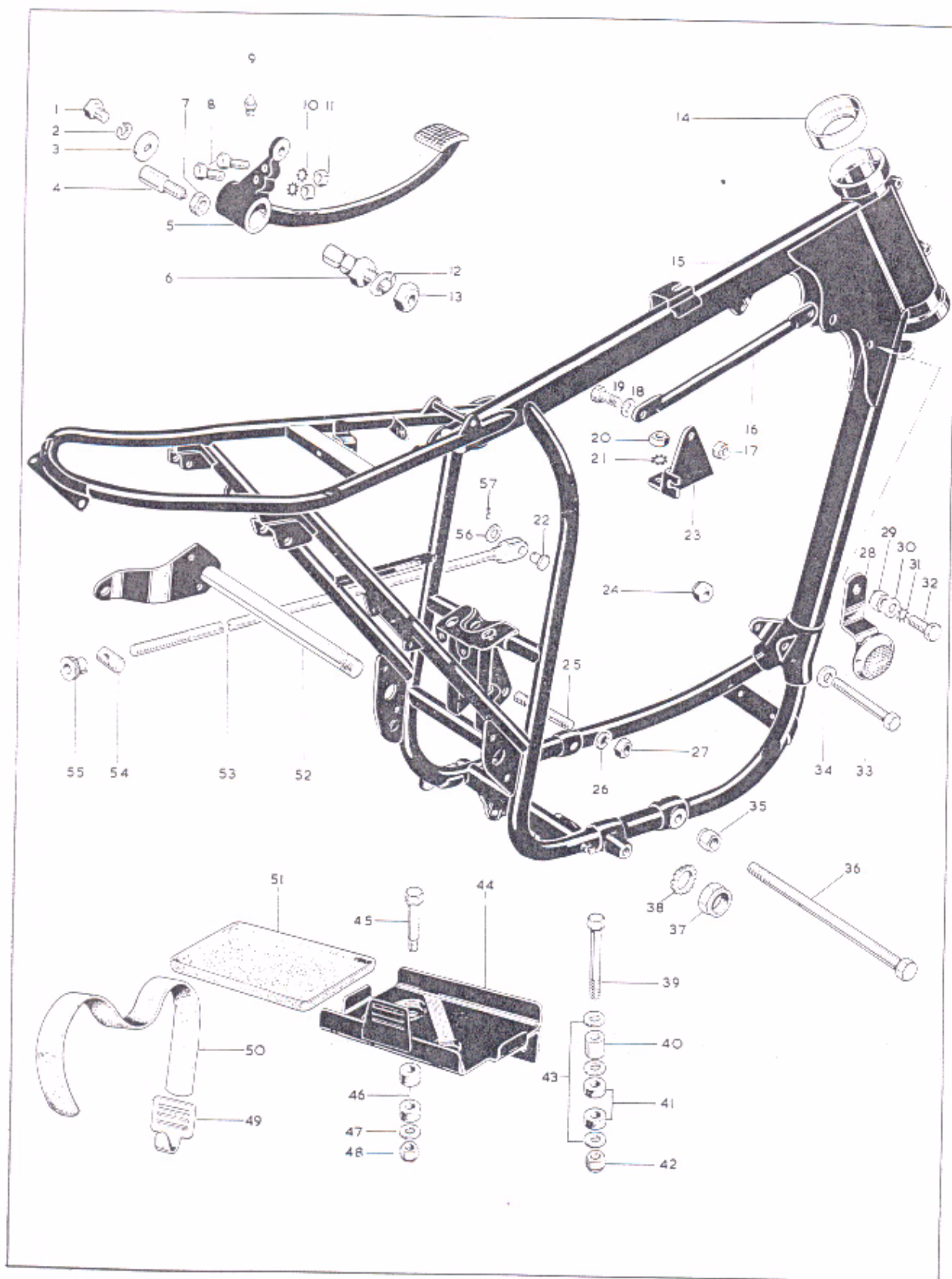


Plate 9

FRAME, BATTERY CARRIER, REAR BRAKE CONTROL

Plate Ref.	Spares No.	Description	Per Set
1.	40-6030*	Bolt, brake pedal fulcrum ($\frac{3}{8}$ " British Standard Cycle $\times \frac{3}{4}$ ")	1
2.	03-0111	Spring washer for bolt, line 1	1
3.	30-0196	Washer, brake pedal pivot	1
4.	82-9958	Stop peg, brake pedal	1
5.	47-7013	Brake pedal	1
6.	41-7007	Brake fulcrum pin	1
7.	14-0702	Nut, brake pedal stop peg ($\frac{5}{16}$ " Unified Fine)	1
8.	47-7003	Bolt, brake pedal ($\frac{1}{4}$ " British Standard Cycle)	2
9.	28-2080	Grease nipple, brake pedal	1
10.	29-0541	Lockwasher, brake pedal	2
11.	02-1027	Nut, brake pedal ($\frac{1}{4}$ " British Standard Cycle)	2
12.	02-1967	Spring washer, fulcrum pin ($\frac{7}{16}$ " $\times \frac{5}{16}$ " $\times \frac{1}{16}$ ")	1
13.	02-1925	Nut, fulcrum pin ($\frac{7}{16}$ " British Standard Cycle)	1
14.	66-4149	Steering head cup	2
15.	82-9214	Frame complete	1
16.	40-0948	Engine steady stay	1
17.	42-4475	Nut, steady stay to frame and bracket ($\frac{3}{8}$ " British Standard Cycle)	2
18.	02-2138	Washer, steady stay to frame and bracket ($\frac{3}{8}$ " $\times \frac{3}{4}$ " $\times \frac{1}{16}$ ")	2
19.	75-4813	Bolt, steady stay to frame and bracket ($\frac{3}{8}$ " British Standard Cycle)	2
20.	02-0049	Nut, bracket to head ($\frac{5}{16}$ " British Standard Cycle)	2
21.	36-0382	Lockwasher, bracket to head ($\frac{5}{16}$ "	2
22.	83-1460	Pivot pin, brake rod	1
23.	41-0175	Steady bracket	1
24.	42-4475	Nut, front engine bolt ($\frac{3}{8}$ " British Standard Cycle)	1
25.	40-4077*	Rear engine stud ($\frac{3}{8}$ " British Standard Cycle $\times 2-9/16$ ")	1
26.	02-0522	Spring washer, engine stud ($\frac{3}{8}$ " $\times \frac{3}{4}$ " $\times .056$ ")	2
27.	02-0046	Nut, rear engine stud ($\frac{3}{8}$ " British Standard Cycle)	2
28.	19-1035	Side reflector (Lucas 57162A)	2
29.	42-4475	Nut, reflector mounting ($\frac{3}{8}$ " British Standard Cycle)	1
30.	02-2138	Washer, reflector mounting ($\frac{3}{8}$ " $\times \frac{3}{4}$ " $\times \frac{1}{16}$ ")	1

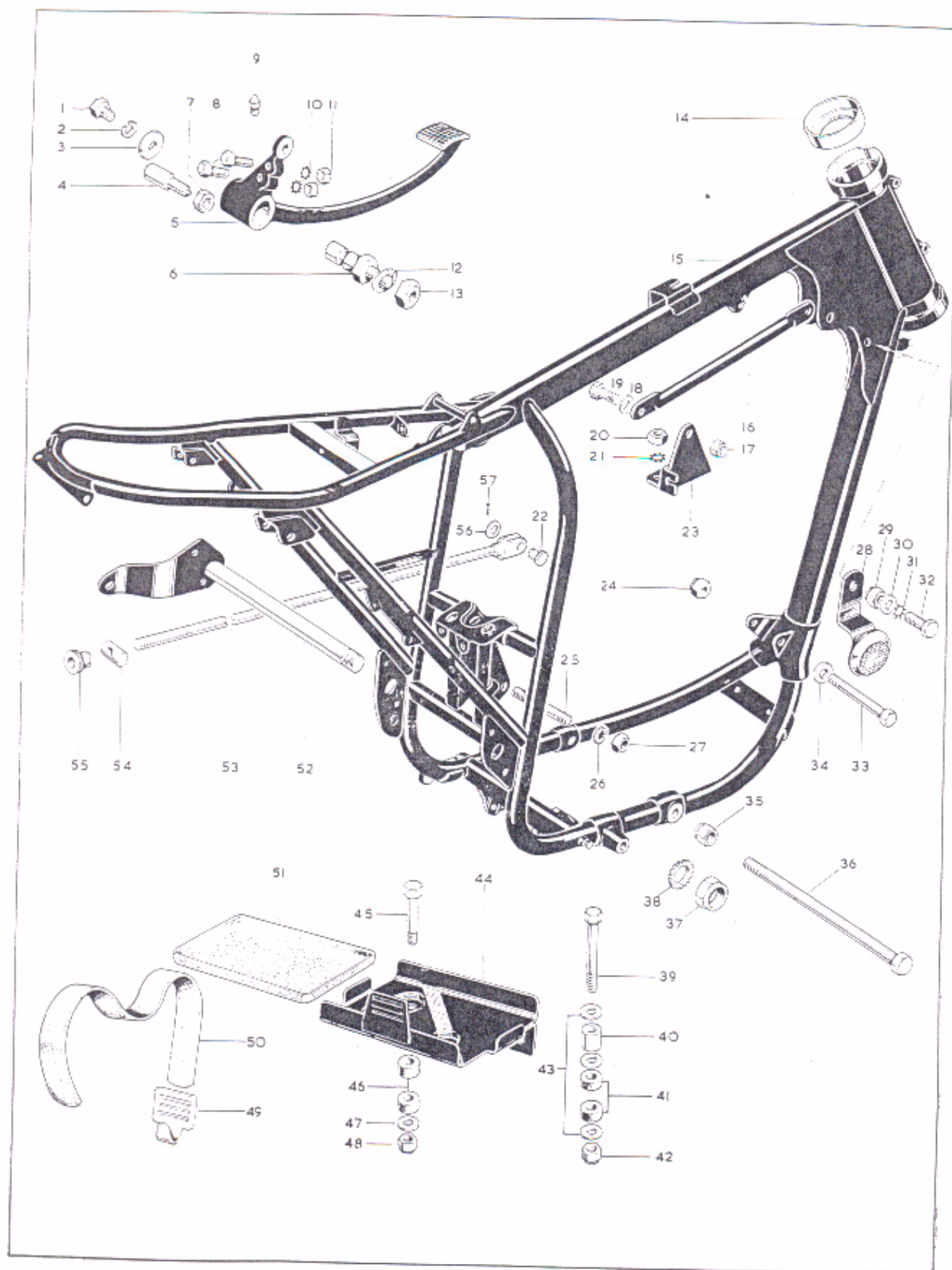
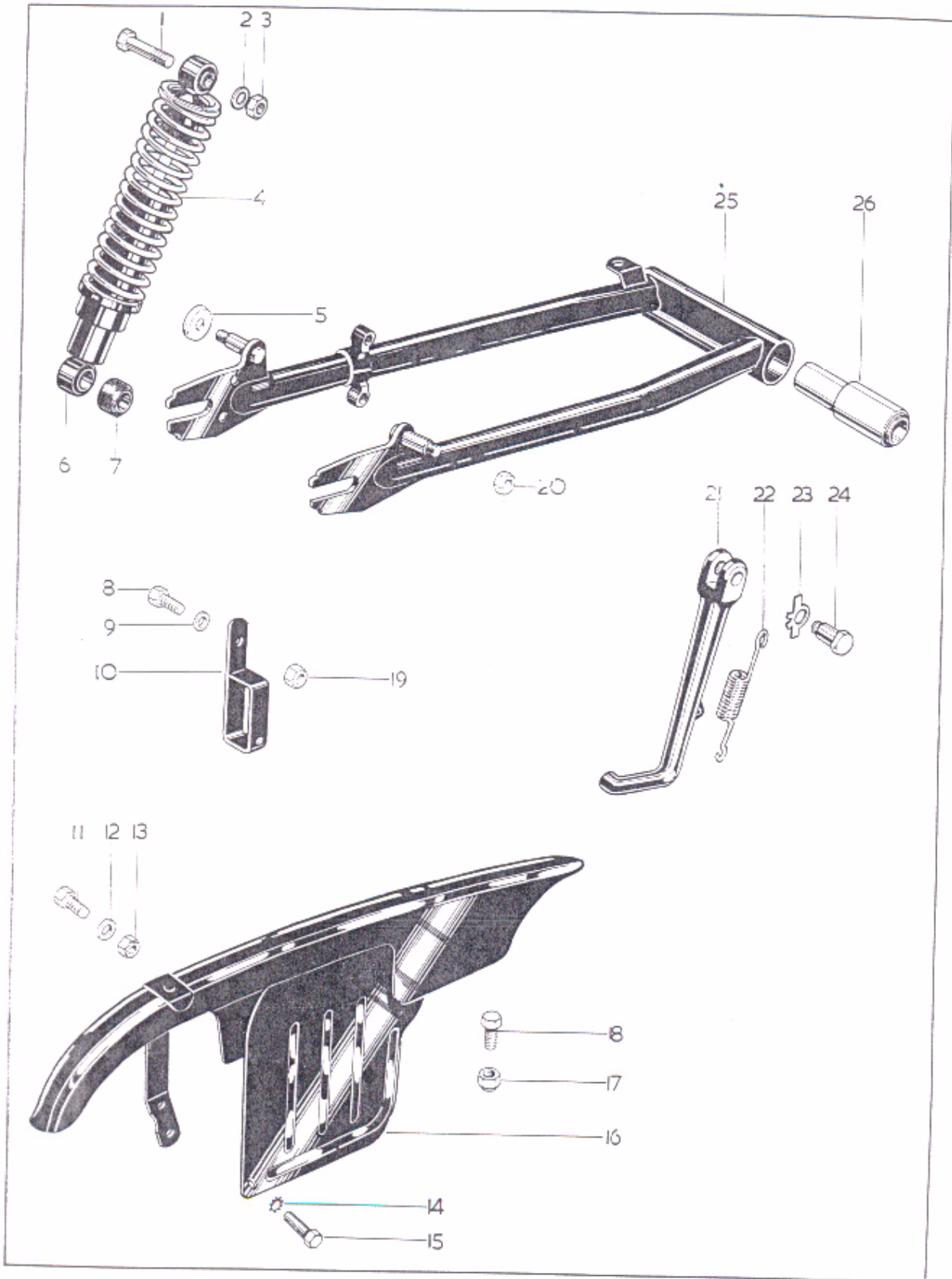


Plate 9--continued

FRAME, BATTERY CARRIER, REAR BRAKE CONTROL

Plate Ref.	Spares No.	Description	Per Set
31.	66-4705	Lockwasher, reflector mounting	1
32.	75-4813	Bolt, reflector mounting ($\frac{3}{8}$ " British Standard Cycle)	1
33.	40-4081*	Front engine bolt ($\frac{3}{8}$ " British Standard Cycle \times 3-13/16")	1
34.	02-2138	Spacer, front and bottom engine bolts	2
35.	14-0803	Nut, bottom engine bolt ($\frac{3}{8}$ " Unified Fine)	1
36.	21-1934*	Bottom engine bolt ($\frac{3}{8}$ " Unified Fine \times 7-15/16")	1
37.	42-4343	Nut, swinging arm spindle (13/16" British Standard Cycle)	1
38.	42-4364	Lockwasher, spindle nut	1
39.	65-8326	Bolt, battery carrier ($\frac{3}{4}$ " British Standard Cycle \times 3")	1
40.	90-4294	Spacer, battery carrier	1
41.	40-4524	Rubber, battery carrier	2
42.	42-4475	Nut, battery carrier ($\frac{3}{8}$ " British Standard Cycle)	1
43.	30-0733	Washer, battery carrier ($.390" \times \frac{7}{8}" \times \frac{1}{16}"$)	3
44.	82-8285	Battery carrier	1
45.	40-4530	Bolt, battery carrier ($\frac{5}{16}$ " British Standard Cycle)	2
46.	40-4524	Rubber, battery carrier	4
47.	82-9008	Washer, battery carrier	2
48.	42-4476	Nut, battery carrier ($\frac{5}{16}$ " British Standard Cycle)	2
49.	82-9004	Strap hook	1
50.	68-4577	Battery strap	1
51.	68-4597	Battery tray	1
52.	47-4214	Swinging arm spindle assembly	1
53.	41-7037	Brake rod	1
54.	65-6274	Swivel pin, brake rod	1
55.	90-7029	Brake rod adjuster	1
56.	02-0525	Washer, brake rod pivot pin	1
57.	60-2683	Split pin, brake rod pivot	1

*Special material: 1.—EN14B. 25.—EN15. 33.—EN14B. 36.—EN15R.

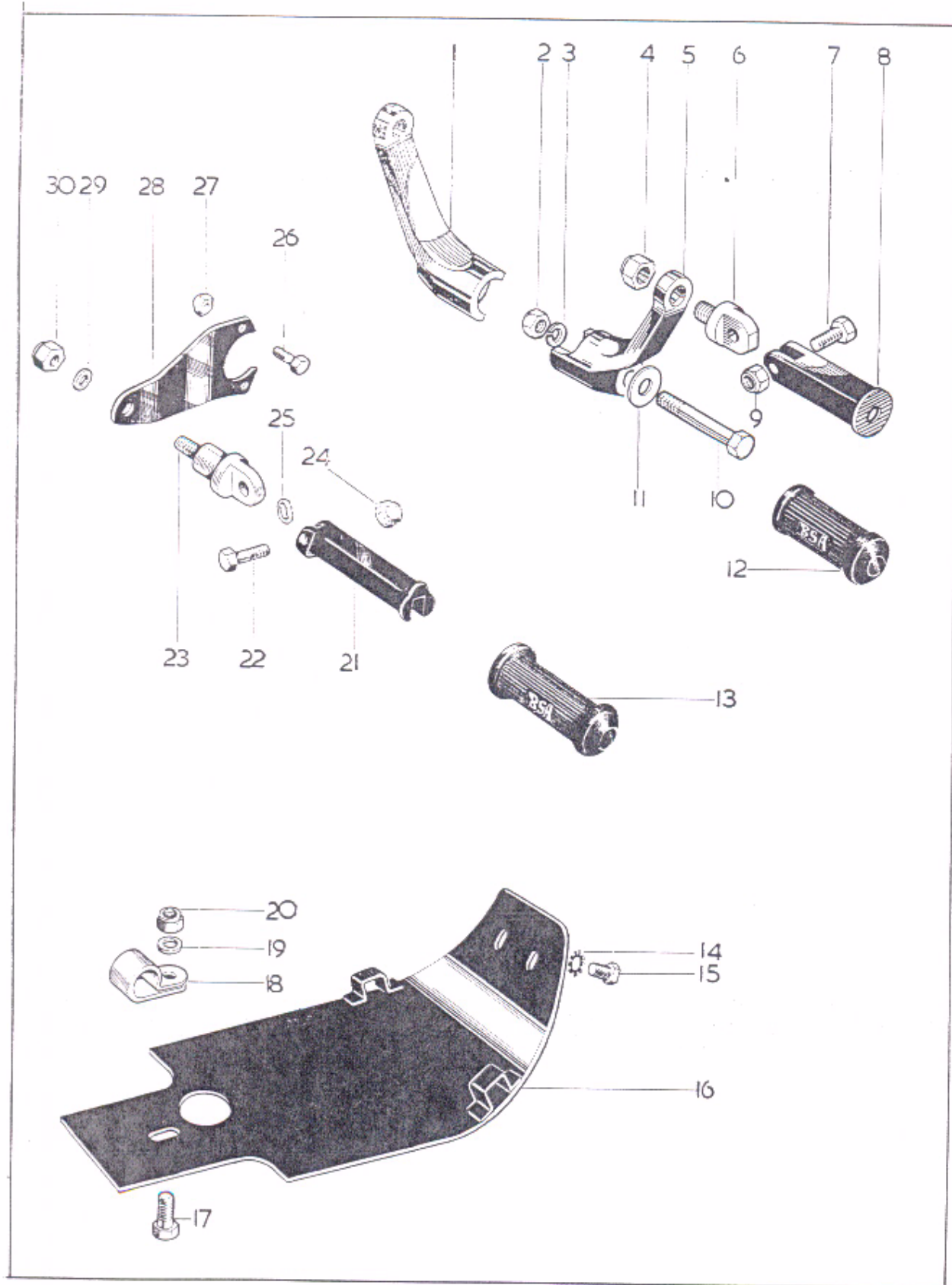


SWINGING ARM

Plate Ref.	Spores No.	Description	Per Set
1.	40-6910*	Bolt, damper top ($\frac{3}{8}$ " British Standard Cycle $\times 1\frac{1}{8}$ ")	2
2.	02-1733	Washer, damper top ($\frac{3}{8}$ " $\times 13/16$ " $\times \frac{1}{16}$ ")	2
3.	02-0449	Nut, damper top ($\frac{3}{8}$ " British Standard Cycle)	2
4.	19-7441	Spring only, rear damper (Girling 64543708)	2
5.	82-8933	Dust cover, damper bottom	2
6.	19-7452	Rear damper complete (Girling 4644).. .. .	2
7.	19-5305	Damper bush, top (Girling 64533645).. .. .	2
7.	19-5307	Damper bush, bottom (Girling 64533654)	2
8.	67-1171*	Bolt, chain guide and anchor strap ($\frac{3}{8}$ " British Standard Cycle $\times 1\frac{5}{16}$ ") ..	1
9.	02-0861	Washer, chain guide and anchor strap ($\frac{3}{8}$ " $\times \frac{3}{4}$ " $\times 3/32$ ")	1
10.	82-9953	Chain guide	1
11.	14-0113	Bolt, chain guard to swinging arm ($\frac{5}{16}$ " Unified Fine $\times \frac{5}{8}$ ")	1
12.	02-2138	Washer, chain guard to swinging arm ($\frac{3}{8}$ " $\times \frac{3}{4}$ " $\times \frac{1}{16}$ ")	1
13.	14-1902	Nut, chain guard to swinging arm ($\frac{5}{16}$ " Unified Fine)	1
14.	29-3319	Lockwasher, chain guard extension ($\frac{3}{16}$ ")	1
15.	40-0246	Bolt, chain guard extension (2 British Association $\times \frac{5}{16}$ ")	1
16.	82-9952	Chain guard	1
17.	40-0414	Nut, chain guard front to swinging arm ($\frac{1}{4}$ " British Standard Cycle) ..	1
18.	02-0220	Bolt, chain guard front to swinging arm ($\frac{1}{4}$ " British Standard Cycle $\times \frac{3}{8}$ ")	1
19.	41-4105	Nut, chain guide and anchor strap ($\frac{3}{8}$ " British Standard Cycle)	1
20.	14-0903	Nut, damper bottom ($\frac{3}{8}$ " Unified Fine)	2
21.	83-1604	Prop stand leg assembly	1
22.	40-4735	Prop stand spring	1
23.	40-4734	Lockwasher, prop stand bolt	1
24.	40-4733*	Pivot bolt, prop stand ($\frac{3}{8}$ " British Standard Cycle $\times 1-9/32$ ")	1
25.	82-9210	Swinging arm complete	1
26.	40-4241	Silentbloc, swinging arm	2

*Special material: 1.—EN15. 8.—EN15. 24.—EN32B.

Plate 11



FOOTRESTS, ENGINE SHIELD

<i>Plate Ref.</i>	<i>Spares No.</i>	<i>Description</i>	<i>Per Set</i>
1.	83-1426	Footrest bracket (left-hand)	1
2.	02-0046	Nut for bolt, line 10 ($\frac{3}{8}$ " British Standard Cycle)	2
3.	02-0522	Spring washer for nut, line 2	2
4.	41-4105	Nut, anchor bolt to bracket ($\frac{3}{8}$ " British Standard Cycle)	2
5.	83-1428	Footrest bracket (right-hand)	1
6.	65-4917	Footrest anchor bolt ($\frac{3}{8}$ " British Standard Cycle)	2
7.	29-5293	Footrest pivot bolt ($\frac{5}{16}$ " British Standard Cycle $\times 1\frac{1}{4}$ ")	2
8.	42-4926	Folding footrest	2
9.	42-4476	Nut, pivot bolt ($\frac{5}{16}$ " British Standard Cycle)	2
10.	68-4081	Bolt, bracket to frame	2
11.	27-5676	Washer, bracket bolt	2
12.	82-9608	Folding footrest rubber	2
13.	82-9603	Pillion footrest rubber	2
14.	36-0382	Lockwasher, engine shield	2
15.	14-0113	Bolt, engine shield	2
16.	82-8819	Engine shield	1
17.	28-2338	Bolt, engine shield clip ($\frac{5}{16}$ " British Standard Cycle $\times 23.32$ ")	1
18.	47-9010	Clip, engine shield	1
19.	02-0923	Washer, engine shield clip	1
20.	75-6595	Nut, engine shield clip ($\frac{5}{16}$ " British Standard Cycle)	1
21.	68-4835	Pillion footrest	2
22.	29-5293	Pivot bolt, pillion footrest ($\frac{5}{16}$ " British Standard Cycle $\times 1\frac{1}{4}$ ")	2
23.	40-4820	Anchor bolt (left-hand), pillion footrest	1
23.	65-4917	Anchor bolt (right-hand), pillion footrest	1
24.	42-4476	Nut, pivot bolt ($\frac{5}{16}$ " British Standard Cycle)	2
25.	04-2276	End washer, pillion footrest	2
26.	14-0116	Bolt, footrest bracket ($\frac{5}{16}$ " Unified Fine $\times 1$ ")	3
27.	14-0702	Nut, footrest bracket ($\frac{5}{16}$ " Unified Fine)	3
28.	41-4835	Bracket (right-hand), pillion footrest	1
29.	02-2138	Washer, anchor bolt	2
30.	41-4105	Nut, anchor bolt ($\frac{3}{8}$ " British Standard Cycle)	2

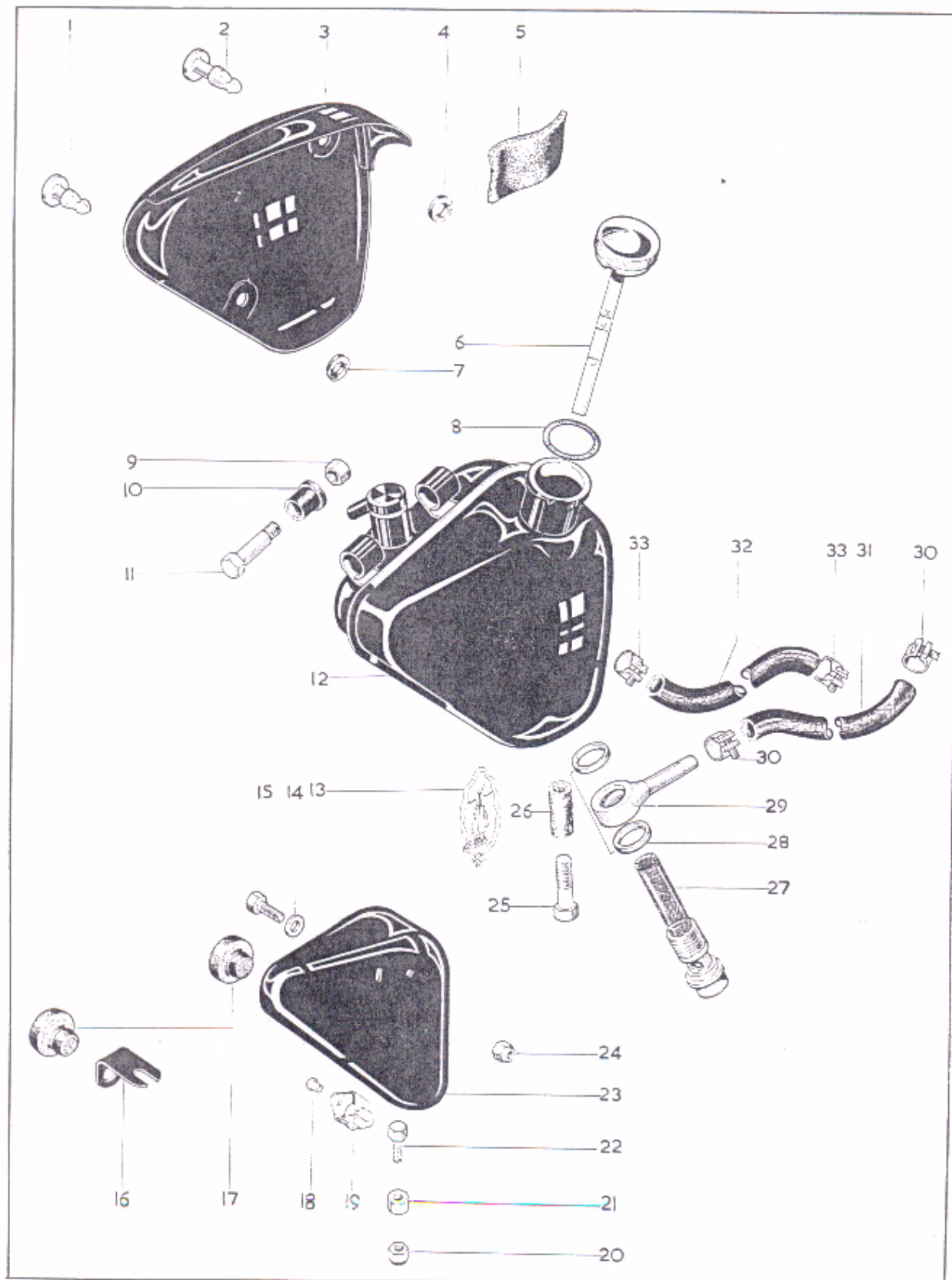


Plate 12

OIL TANK, SIDECOVER, TOOL TRAY

Plate Ref.	Spares No.	Description	Per Set
1.	68-9223	"Oddie" stud (short)	1
2.	68-9287	"Oddie" stud (long)	1
3.	82-8614	Sidecover (left-hand)	1
4.	68-9227	Rubber washer, "Oddie" stud	1
5.	40-9188	Rubber pad, sidecover to frame	1
6.	83-1651	Filler cap/dipstick	1
7.	68-9226	Rubber washer, "Oddie" stud	3
8.	67-0042	Washer, filler cap	1
9.	42-3249	Nut for oil tank, line 11 ($\frac{1}{4}$ " British Standard Cycle)	2
10.	40-8436	Rubber bush, tank mounting	2
11.	40-8435	Bolt, tank mounting ($\frac{1}{4}$ " British Standard Cycle $\times 1\frac{3}{4}$ ")	2
12.	83-1648	Oil tank with fixed fittings	1
13.	65-9270	Tank transfer	1
14.	02-0525	Washer, tool tray bolt ($\frac{1}{4}$ " $\times \frac{1}{2}$ " $\times .048$ ")	1
15.	02-0220	Bolt, tool tray ($\frac{1}{4}$ " British Standard Cycle $\times \frac{3}{8}$ ")	1
16.	40-9187	Bracket, sidecover pad	1
17.	40-8046	Rubber pad, sidecover	2
18.	68-9337	Rivet, "Oddie" clip	2
19.	68-9115	"Oddie" clip, sidecover	1
20.	40-0414	Nut, tool tray to frame ($\frac{1}{4}$ " British Standard Cycle)	1
21.	15-7563	Spacer, tool tray	1
22.	02-1354	Bolt, tool tray to frame ($\frac{1}{4}$ " British Standard Cycle $\times 41.64$ ")	1
23.	40-9172	Tool tray	1
24.	40-0414	Nut for bolt, line 15 ($\frac{1}{4}$ " British Standard Cycle)	1
25.	21-0771	Bolt, oil tank lower mounting ($\frac{5}{16}$ " Unified Fine $\times 1\frac{3}{4}$ ")	1
26.	40-8401	Rubber sleeve, oil tank	1
27.	29-7962	Oil tank filter	1
28.	29-7971	Fibre washer, banjo union	2
29.	82-8874	Banjo union, oil feed	1
30.	68-8382	Clip, oil feed pipe	2
31.	68-8383	Oil feed pipe	1
32.	40-8382	Oil return pipe	1
33.	68-8343	Clip, oil return pipe	2
	60-2041	Sidecover transfer (not illustrated)	1





Plate 13

FRONT FORKS

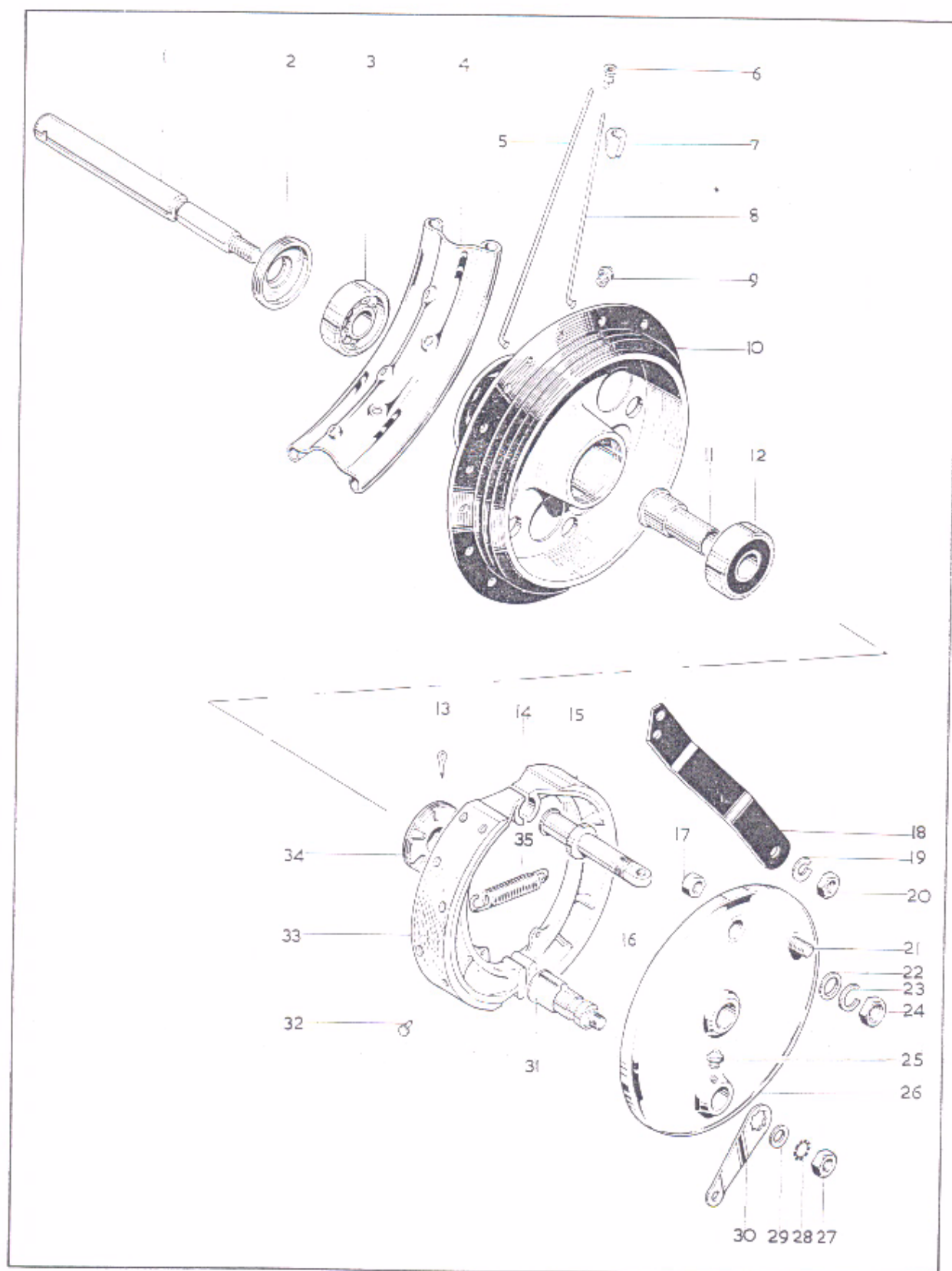
Plate Ref.	Spares No.	Description	Per Set
1.	41-5146	Top cap nut	2
2.	65-5332	Washer, top cap nut	2
3.	97-2513	Fork bellows	2
4.	89-5036	Fork spring	2
5.	97-3905	Fork shaft	2
6.	29-5347	Fork lower bush	2
7.	29-5338	Washer for shaft plug	2
8.	97-2709	Fork shaft plug	2
9.	65-5295	Pinch bolt, lower member ($3\frac{3}{8}$ " British Standard Cycle $\times 1\frac{1}{8}$ ")	1
10.	02-2903	Spring washer for bolt, line 9 ($13/32$ " $\times 9/16$ " $\times \frac{1}{16}$ ")	1
11.	68-5134	Spacer, top bearing	2
12.	40-0414	Nut, damper rod ($1/4$ " British Standard Cycle)	2
13.	41-5134	Damper valve seat	2
14.	41-5139	Damper valve	2
15.	41-5140	Damper valve collar	2
16.	41-5144	Damper tube bush	2
17.	97-3693	Fork cover (left-hand)	1
17.	97-3694	Fork cover (right-hand)	1
18.	68-5104	Washer, headlamp mounting	2
19.	97-1932	Spacer, headlamp mounting	2
19.	68-5108	Spacer, headlamp mounting	2
20.	02-0049	Nut, damper rod ($1/16$ " British Standard Cycle)	2
21.	68-5170	Oil seal	2
22.	68-5171	Oil seal retainer	2
23.	41-5135	Outer circlip, damper tube	2
24.	68-5143	Damper rod	2
25.	41-5124	Damper tube	2
26.	97-2514	Oil seal holder	2
27.	65-5451	Fork oil seal	2
28.	97-2682	"O" ring, oil seal holder	2
29.	41-5145	Washer, damper tube bolt (alloy 7/16" 21.64 " $\times 1/32$ ")	2
30.	97-2688	Damper tube bolt ($5/16$ " British Standard Fine $\times 3\frac{1}{2}$ ")	2
31.	65-5424	Fork top bush	2
32.	97-2564	Sliding tube (right-hand)	1
33.	68-5146	Sliding tube (left-hand)	1



FRONT FORKS

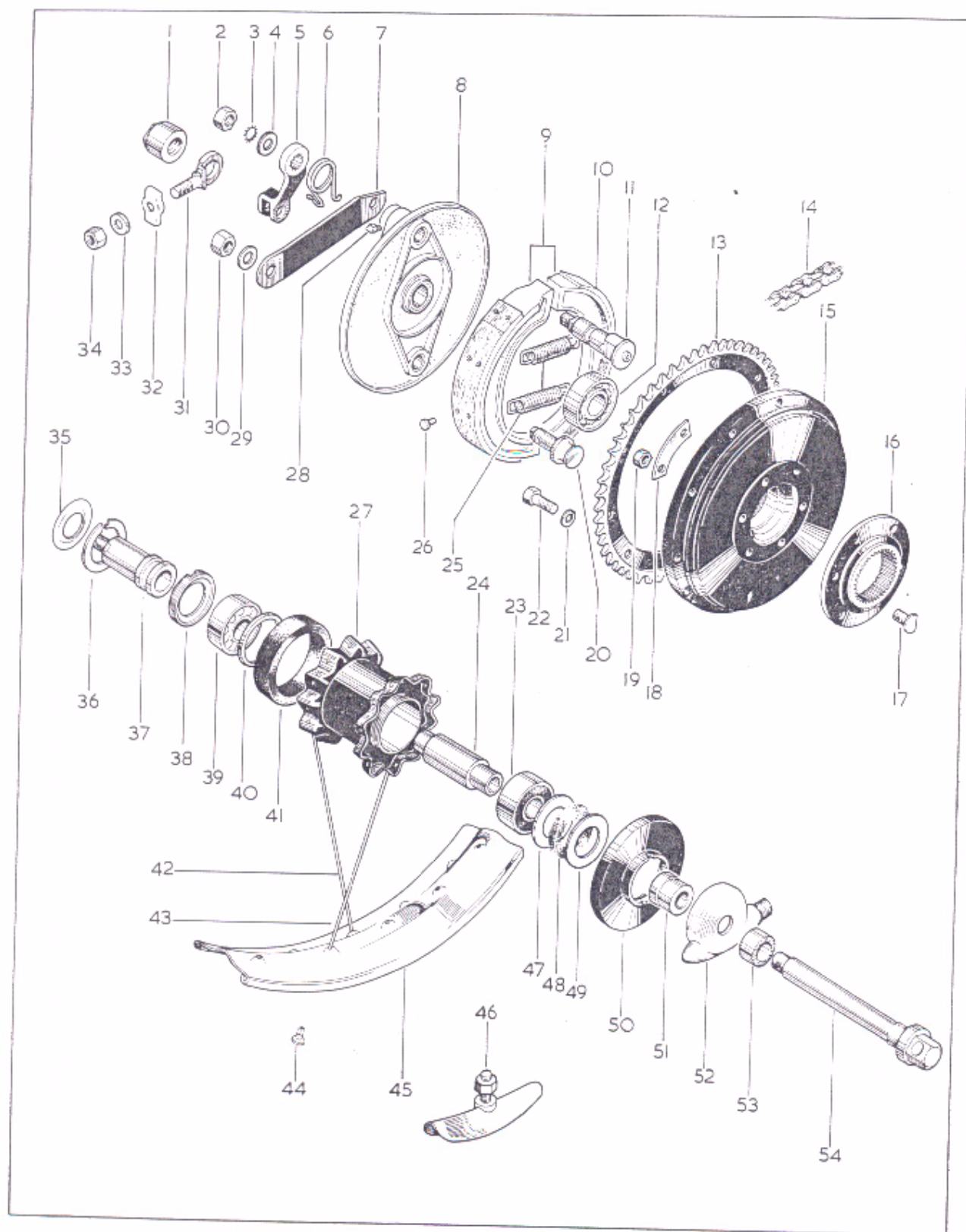
Plate Ref.	Spares No.	Description	Per Set
34.	41-5141	Fork drain plug	2
35.	68-5197	Washer, drain plug	2
36.	75-3144	Nut, heat sink bolt ($\frac{5}{16}$ " British Standard Cycle)	1
37.	68-9429	Diode retaining clip	1
38.	36-0382	Lockwasher, heat sink	1
39.	29-9388	Spacer, heat sink	1
40.	02-0923	Washer, heat sink	1
41.	40-9134	Bolt, heat sink ($\frac{5}{16}$ " British Standard Cycle \times 3")	1
42.	14 0303	Nut for bolt, line 59 ($\frac{3}{8}$ " Unified Fine)	2
43.	02-2138	Washer, pinch bolt nut	2
44.	97-2526	Fork bottom yoke	1
45.	40-5144	Steering bottom cone	1
46.	97-2704	Steel ball, steering head	40
47.	40-5143	Steering top cone	1
48.	40-5145	Top cone dust cover	1
49.	97-2525	Fork top yoke	1
50.	64-6016	Nut for bolt, line 58 ($\frac{3}{8}$ " British Standard Cycle)	1
51.	41-5143	Inner circlip, damper tube	2
52.	65-5333	Handlebar clip	2
53.	15-5155	Washer for bolt, line 54 (21 64" \times $\frac{1}{2}$ " \times .048")	4
54.	68-5056	Bolt, handlebar clip ($\frac{5}{16}$ " British Standard Cycle \times 1 $\frac{1}{8}$ ")	4
55.	40-5018	Steering head cap nut	1
56.	76-9325	Grommet, guide bracket	2
57.	68-5137	Cable guide bracket	2
58.	27-5135	Pinch bolt, top yoke ($\frac{3}{8}$ " British Standard Cycle)	1
59.	21-0785*	Pinch bolt, bottom yoke ($\frac{3}{8}$ " Unified Fine \times 2-7/16")	2
60.	40-5090	Cable guide clip	1
61.	47-5065	Oil seal	2
62.	47-5064	Oil seal retainer	4
63.	68-9428	Heat sink	1
64.	02-0049	Nut, heat sink bolt ($\frac{5}{16}$ " British Standard Cycle)	1
65.	02-0923	Washer, heat sink ($\frac{5}{16}$ " \times $\frac{5}{8}$ " \times $\frac{1}{16}$ ")	1
	97-3903	Front fork complete	1

*Special material: 59.—EN15.



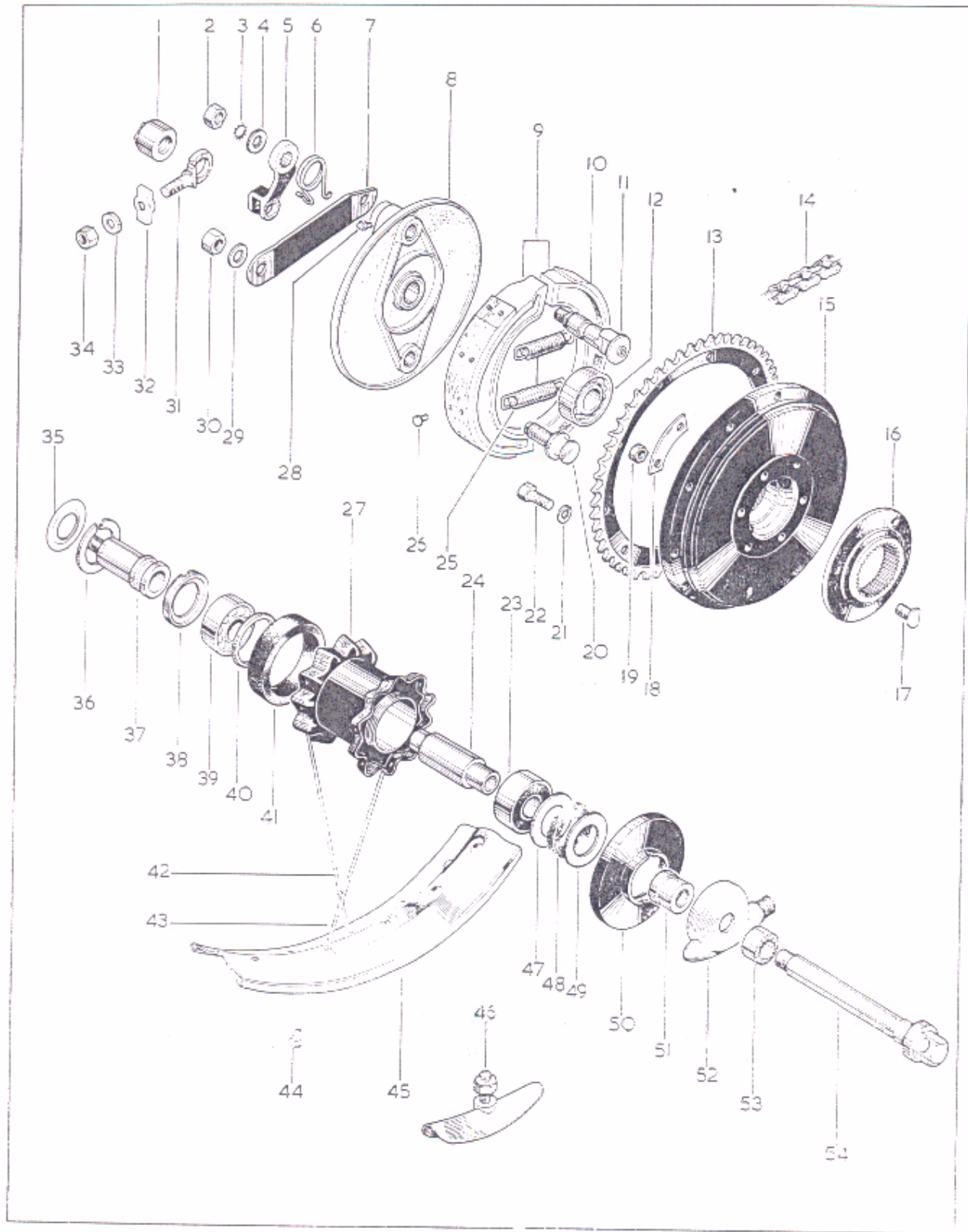
FRONT WHEEL

Plate Ref.	Spares No.	Description	Per Set
1.	67-5566	Wheel spindle	1
2.	68-5551	Bearing retainer (left-hand)	1
3.	41-6016	Bearing (Hoffman LS9RS)	1
4.	68-5556	Wheel rim (WM2-19)	1
5.	67-5545	Spoke (long)	20
6.	27-6810	Spoke nipple	40
7.	42-5873	Balance weight ($\frac{3}{4}$ ")	as reqd.
7.	42-5875	Balance weight (1")	as reqd.
8.	67-5544	Spoke (short)	20
9.	28-2080	Hub grease nipple	1
10.	68-5535	Hub with spindle and bearings	1
11.	67-5565	Spindle sleeve	1
12.	41-6016	Bearing (Hoffman LS9RS)	1
13.	60-2683	Split pin, bearing retainer ($\frac{1}{16}$ " \times $\frac{3}{8}$ ")	2
14.	68-5543	Trailing brake shoe	1
15.	19-7732	Brake lining	2
16.	67-5576	Fulcrum pin	1
17.	24-5860	Nut, anchor strap stud ($\frac{7}{16}$ " British Standard Cycle)	1
18.	42-5520	Anchor strap	1
19.	15-0716	Spring washer, anchor strap ($29/64$ " \times $15/16$ " \times $\frac{1}{16}$ ")	1
20.	15-0541	Nut, anchor strap ($\frac{7}{16}$ " British Standard Cycle)	1
21.	67-5577	Stud, anchor strap ($\frac{7}{16}$ " British Standard Cycle)	1
22.	25-6014	Washer, fulcrum pin	1
23.	35-0037	Spring washer, fulcrum pin	1
24.	42-5883	Nut, fulcrum pin ($\frac{5}{8}$ " British Standard Cycle)	1
25.	28-2080	Grease nipple, cam spindle	1
26.	67-5555	Brake anchor plate	1
27.	02-0440	Nut, brake lever ($\frac{7}{16}$ " British Standard Cycle)	1
28.	66-4708	Lockwasher, brake lever ($\frac{7}{16}$ ")	1
29.	15-0431	Washer, brake lever ($\frac{7}{16}$ " \times $\frac{3}{4}$ " \times $\frac{1}{16}$ ")	1
30.	65-5907	Brake lever	1
31.	37-2243	Cam spindle	1
32.	67-5575	Rivet, brake lining	14
33.	68-5541	Leading brake shoe	1
34.	68-5552	Bearing retainer (right-hand)	1
35.	65-5904	Spring, brake shoe	2
	68-5554	Wheel with spindle and bearings	1



REAR WHEEL

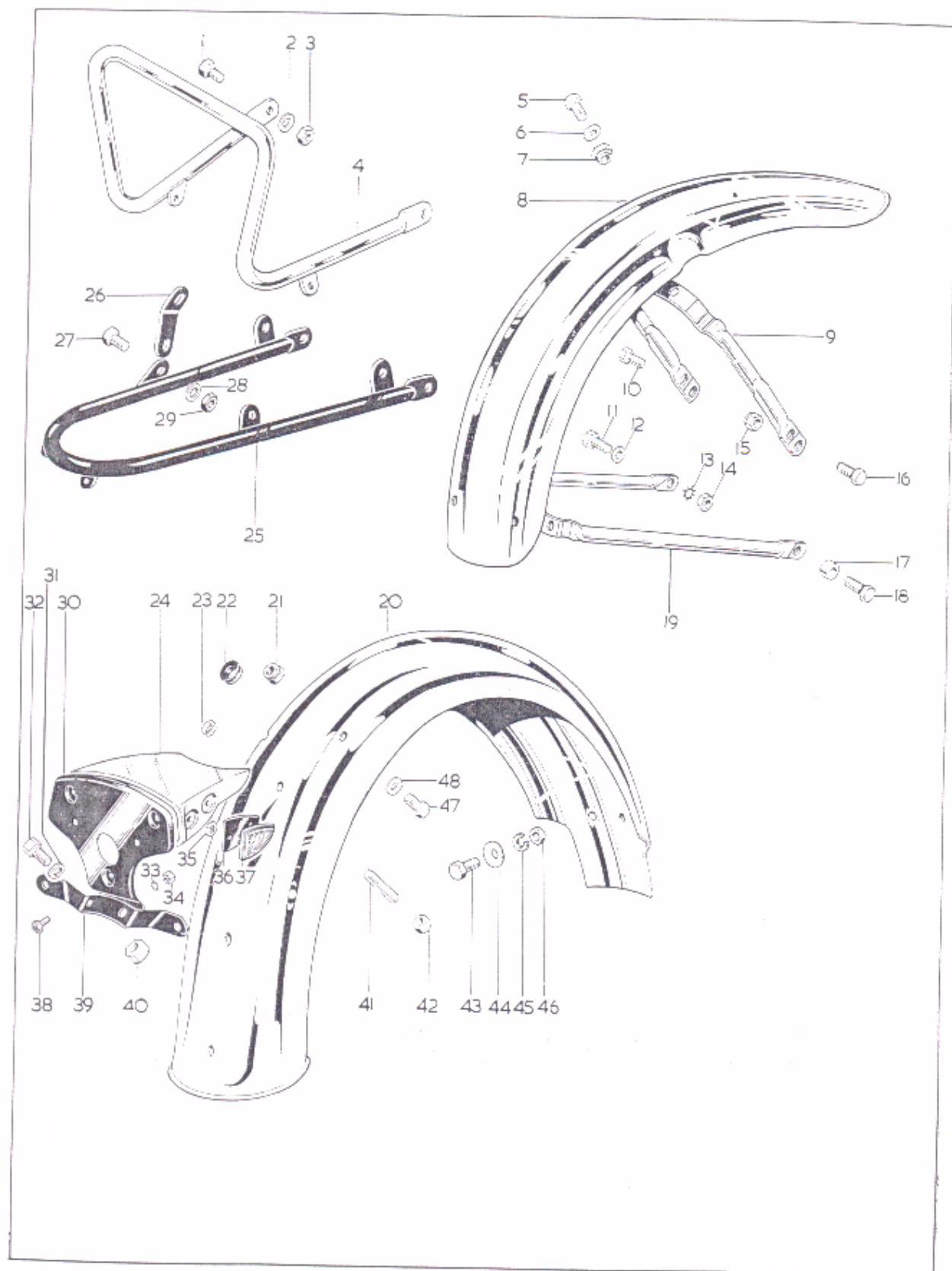
Plate Ref.	Spares No.	Description	Per Set
1.	68-6066	Spindle nut (left-hand)	1
2.	02-0440	Nut, brake lever (7/16" British Standard Cycle)	1
3.	66-4708	Lockwasher, brake lever,	1
4.	15-0431	Washer, brake lever (7/16" \times 3/4" \times 1/16")	1
5.	42-6045	Brake lever	1
6.	68-6134	Return spring, brake lever	1
7.	41-6094	Anchor strap	1
8.	41-6093	Brake anchor plate	1
9.	65-5940	Brake shoe complete	2
10.	19-7717	Brake lining	2
11.	37-2226	Brake cam spindle	1
12.	65-5883	Brake drum bearing (Hoffman LS9)	1
13.	41-6091	Rear chainwheel (49 teeth)	1
14.	19-8687	Rear chain (5/8" \times 1/4" \times 100 pitch)	1
15.	41-6090	Brake drum	1
16.	42-6019	Driving flange	1
17.	67-6038*	Bolt, flange to drum (5/8" British Standard Cycle)	6
18.	68-6135	Lockplate for nut, line 19	3
19.	02-0452	Nut, flange to drum	6
20.	68-6133	Fulcrum pin, brake shoe	1
21.	24-8784	Spring washer, chainwheel bolt	10
22.	68-6095*	Bolt, chainwheel to drum (5/16" Unified Fine \times 13/32")	10
23.	41-6016	Hub bearing (Hoffman LS9RS)	1
24.	67-6027	Spindle sleeve	1
25.	65-5904	Return spring, brake shoe	2
26.	35-6436	Rivet for brake linings	14
27.	41-6022	Hub with spindle and bearings	1
28.	28-2080	Grease nipple, cam spindle	1
29.	65-5111	Spring washer, fulcrum pin	1



REAR WHEEL

Plate Ref.	Spares No.	Description	Per Set
30.	24-7000	Nut, fulcrum pin ($\frac{1}{2}$ " British Standard Cycle)	1
31.	40-6033	Wheel adjuster	2
32.	40-6040	Adjuster cap	2
33.	02-0923	Washer, wheel adjuster	2
34.	42-4476	Nut, wheel adjuster	2
35.	67-6033	Bearing shim	1
36.	67-6034	Bearing circlip	1
37.	41-6032	Fixed spindle	1
38.	68-6081	Bearing retainer	1
39.	41-6016	Hub bearing (Hoffman LS9RS)	1
40.	65-5884	Bearing thrust ring	1
41.	67-6051	Rubber seal	1
42.	42-6011	Spoke (left-hand)	20
43.	42-6012	Spoke (right-hand)	20
44.	27-6810	Spoke nipple	40
45.	42-6371	Wheel rim (WM3-18)	1
46.	37-3468	Security bolt	2
47.	65-5887	Retainer (inner)	1
48.	65-5886	Felt washer	1
49.	41-6021	Retainer (outer)	1
50.	68-6142	End cover	1
51.	41-6019	Inner spacer (right-hand)	1
52.	19-9217	Speedometer gearbox, m.p.h. (Smiths BG5330/171)	1
52.	19-9212	Speedometer gearbox, k.p.h. (Smiths BG5330/31)	1
53.	41-6082	Outer spacer (right-hand)	1
54.	41-6098	Wheel spindle	1
	41-6009	Rear wheel with spindle and bearings	1

*Special material: 17.—EN14B. 22.—EN14B.



MUDGUARDS

Plate Ref.	Spares No.	Description	Per Set
1.	28-2338	Bolt, handrail to support rail ($\frac{5}{16}$ " British Standard Cycle \times 23/32") ..	2
2.	02-0923	Washer, handrail to support rail ($\frac{5}{16}$ " \times $\frac{5}{8}$ " \times $\frac{1}{16}$ " ..	2
3.	75-6594	Nut, handrail to support rail ($\frac{5}{16}$ " British Standard Cycle) ..	2
4.	41-9152	Handrail ..	1
5.	02-0204	Bolt, stay to mudguard ($\frac{1}{4}$ " British Standard Cycle \times $\frac{1}{2}$ " ..	4
6.	27-8560	Washer, stay to mudguard ($\frac{1}{4}$ " \times $\frac{5}{8}$ " \times .048") ..	4
7.	40-0414	Nut, stay to mudguard ($\frac{1}{4}$ " British Standard Cycle) ..	4
8.	41-6533	Front mudguard ..	1
9.	82-8394	Centre stay, front mudguard ..	1
10.	03-1156	Bolt, stay to fork leg, left-hand ($\frac{5}{16}$ " British Standard Cycle \times $\frac{7}{8}$ " ..	2
11.	15-7354	Bolt, stay to fork end, left-hand ($\frac{5}{16}$ " British Standard Cycle \times $\frac{5}{8}$ " ..	1
12.	02-0923	Washer, stay to fork end ($\frac{5}{16}$ " \times $\frac{5}{8}$ " \times $\frac{1}{16}$ " ..	2
13.	36-0382	Lockwasher, stay to fork end ($\frac{5}{16}$ " ..	2
14.	02-1616	Nut, stay to fork end ($\frac{5}{16}$ " British Standard Cycle) ..	2
15.	75-3144	Nut, stay to fork leg ($\frac{5}{16}$ " British Standard Cycle) ..	2
16.	64-6054*	Bolt, stay to fork leg, right-hand ($\frac{5}{16}$ " British Standard Cycle \times 1-7/64") ..	2
17.	02-0370	Spacer, stay to fork end ..	1
18.	40-6022	Bolt, stay to fork end, right-hand ($\frac{5}{16}$ " British Standard Cycle \times $\frac{7}{8}$ " ..	1
19.	40-6570	Bottom stay, front mudguard ..	1
20.	82-9989	Rear mudguard ..	1
21.	42-4476	Nut, guard to support rail ($\frac{5}{16}$ " British Standard Cycle) ..	2
22.	67-6839	Wiring grommet ..	2
23.	57-3638	Spacer, tail lamp support ..	1
24.	83-0270	Tail lamp support complete ..	1
25.	41-6782	Support rail ..	1
26.	68-6802	Bracket, support rail to guard ..	2
27.	27-6742	Bolt, bracket to support rail ($\frac{5}{16}$ " British Standard Cycle \times 37/64") ..	2
28.	02-0923	Washer, bracket to support rail ($\frac{5}{16}$ " \times $\frac{5}{8}$ " \times $\frac{1}{16}$ " ..	2
29.	02-0049	Nut, bracket to support rail ($\frac{5}{16}$ " British Standard Cycle) ..	2
30.	68-6835	Tail lamp support plate ..	1
31.	27-8560	Washer for bolt, line 32 ($\frac{1}{4}$ " \times $\frac{5}{8}$ " \times .048") ..	2
32.	02-0204	Bolt, number plate bracket ($\frac{1}{4}$ " British Standard Cycle \times $\frac{1}{2}$ " ..	2
33.	54-0170	Lockwasher, support plate bottom screw ..	1
34.	21-5161	Nut, support plate bottom screw (2 British Association) ..	1
35.	82-8195	Push-fix rear reflector ..	4
36.	82-8140	Rubber pad, rear reflector ..	2
37.	19-0943	Rear reflector (Lucas 57111) ..	2
38.	54-9012	Screw, support plate to support (2 British Association \times 13/32") ..	3
39.	68-6834	Number plate bracket ..	2
40.	40-0414	Nut for bolt, line 32 ($\frac{1}{4}$ " British Standard Cycle) ..	2
41.	70-2980	Stud, tail lamp support ..	1
42.	42-3249	Nut, tail lamp support stud ($\frac{1}{4}$ " British Standard Cycle) ..	1
43.	02-0204	Bolt, mudguard to frame ($\frac{1}{4}$ " British Standard Cycle \times $\frac{1}{2}$ " ..	2
44.	40-6790	Washer, mudguard to frame ..	2
45.	82-9020	Spring washer, mudguard to frame ($\frac{1}{4}$ " \times 19/32" \times .040") ..	2
46.	02-2395	Nut, mudguard to frame ($\frac{1}{4}$ " British Standard Cycle) ..	2
47.	28-2338	Bolt, mudguard to top frame ($\frac{5}{16}$ " British Standard Cycle \times 23/32") ..	2
48.	02-0923	Washer, mudguard to top frame ($\frac{5}{16}$ " \times $\frac{5}{8}$ " \times $\frac{1}{16}$ " ..	2

*Special material: 16.—EN15.

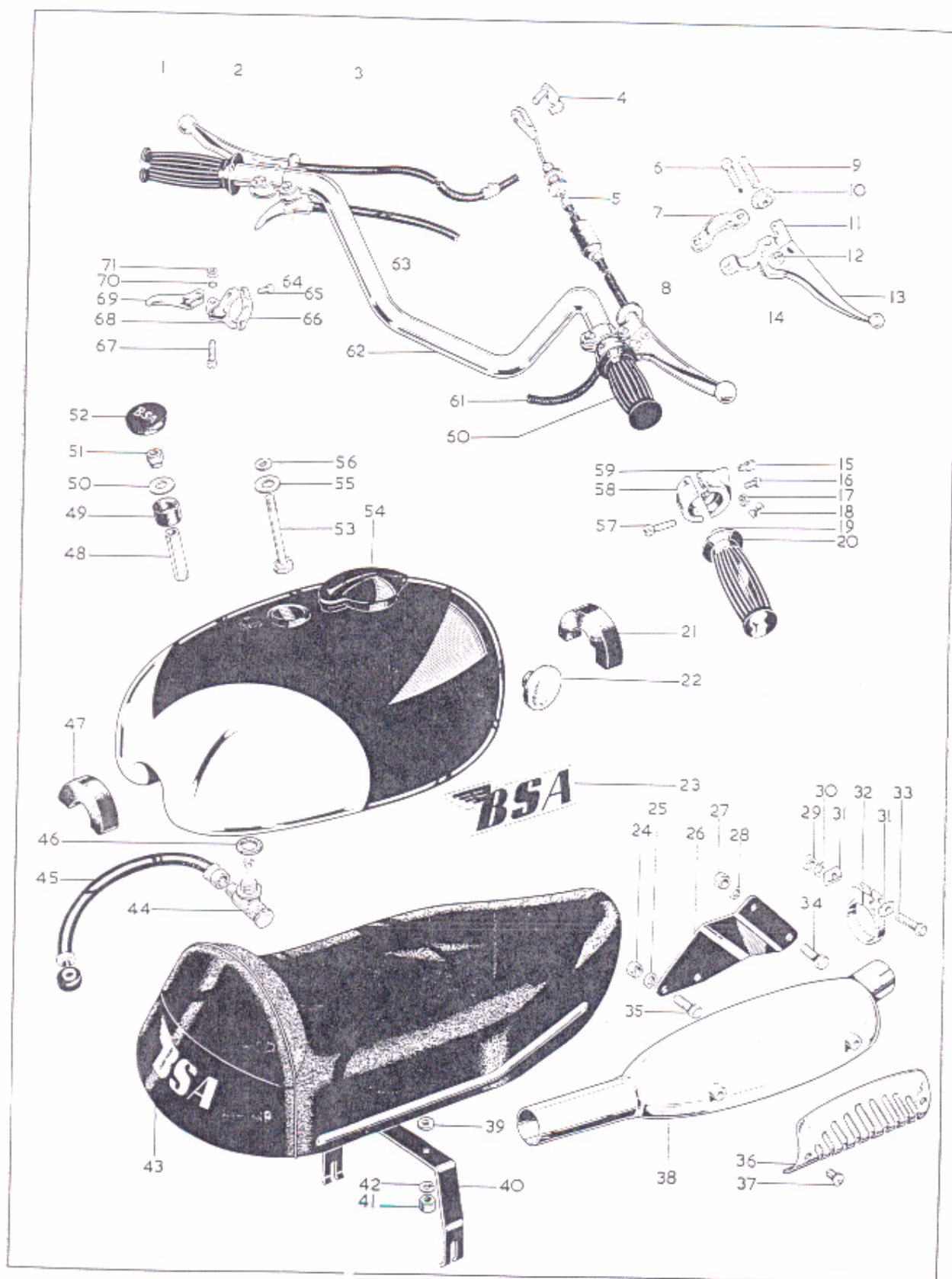


Plate 17

PETROL TANK, TWINSEAT, HANDLEBAR AND CONTROLS

Plate Ref.	Spares No.		Description	Per Set
	B.S. No.	Makers No.		
1.	19-7221		Rubber grip (left-hand)	1
2.	60-2242	19/952M	Clutch control complete	1
3.	60-2083		Clutch control cable	1
4.	37-2006		Spring pin for brake cable	1
5.	60-2119		Front brake cable complete with stop switch	1
6.		11/014	Clamp screw, brake and clutch controls	4
7.		12/595	Clamp, brake and clutch controls	2
8.	60-2243	19/1098M	Brake control complete	1
9.	60-2071	18/1708	Cable adjuster, brake and clutch	2
10.	60-2072	18/1709	Adjuster nut, brake and clutch	2
11.		19/002	Bracket, clutch control	1
11.		19/003	Bracket, brake control	1
12.		18/087	Fulcrum screw, brake and clutch controls	2
13.		18/752	Clutch lever only	1
13.		18/754	Brake lever only	1
14.		18/053	Nut for fulcrum pin	2
15.		16/011	Throttle cable stop	1
16.		16/009	Screw, friction spring	1
17.		16/010	Nut, friction spring screw	1
18.		16/008	Friction spring, twist grip	1
19.		16/091	Twist grip rotor	1
20.	19-7222		Rubber grip (right-hand)	1
21.	40-8121		Tank mounting rubber (front)	1
22.	42-8052		Anti-roll rubber	2
23.	41-8051		Petrol tank side transfer	2
24.	02-2395		Nut, silencer to bracket ($\frac{1}{4}$ " British Standard Cycle)	2
25.	82-9020		Spring washer, silencer to bracket ($\frac{1}{4}$ " \times 19/32" \times .040")	2
26.	82-9945		Silencer bracket	1
27.	14-0302		Nut, bracket to frame ($\frac{5}{16}$ " Unified Fine)	2
28.	24-8784		Spring washer, bracket to frame ($\frac{5}{16}$ " \times $\frac{5}{8}$ " \times .040")	2
29.	21-1908		Nut, silencer clip ($\frac{5}{16}$ " Unified Fine)	1
30.	54-8003		Spring washer, silencer clip	1
31.	75-2719		"D" washer, silencer clip	2
32.	70-5874		Silencer clip complete	1
33.	14-0219		Bolt, silencer clip ($\frac{5}{16}$ " Unified Fine \times 1 $\frac{1}{2}$ ")	1
34.	14-0115		Bolt, bracket to frame ($\frac{5}{16}$ " Unified Fine \times $\frac{7}{8}$ ")	2
35.	02-0204		Bolt, silencer to bracket ($\frac{1}{4}$ " British Standard Cycle \times $\frac{1}{2}$ ")	2
36.	54-9003		Screw, heat shield	2

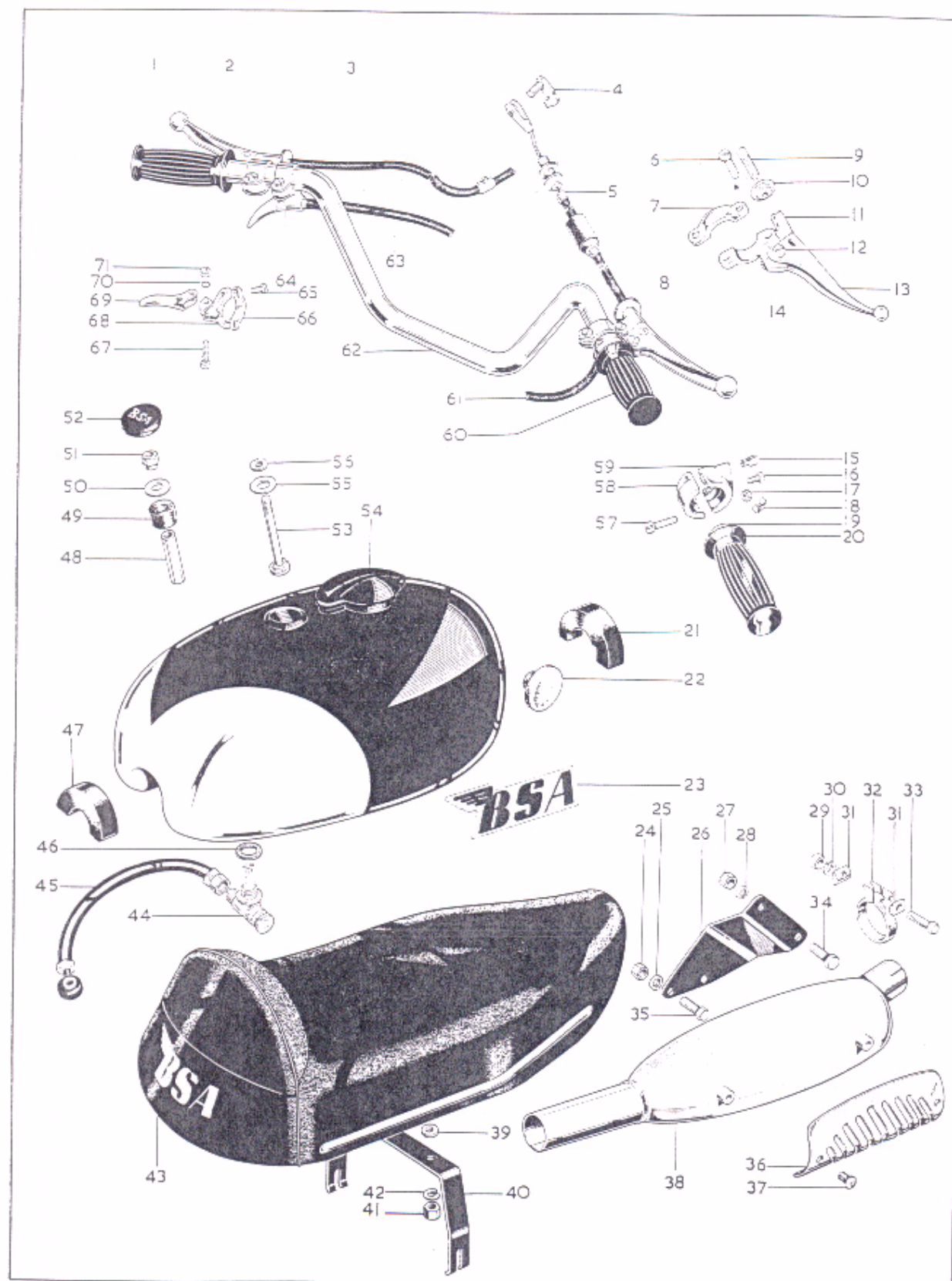
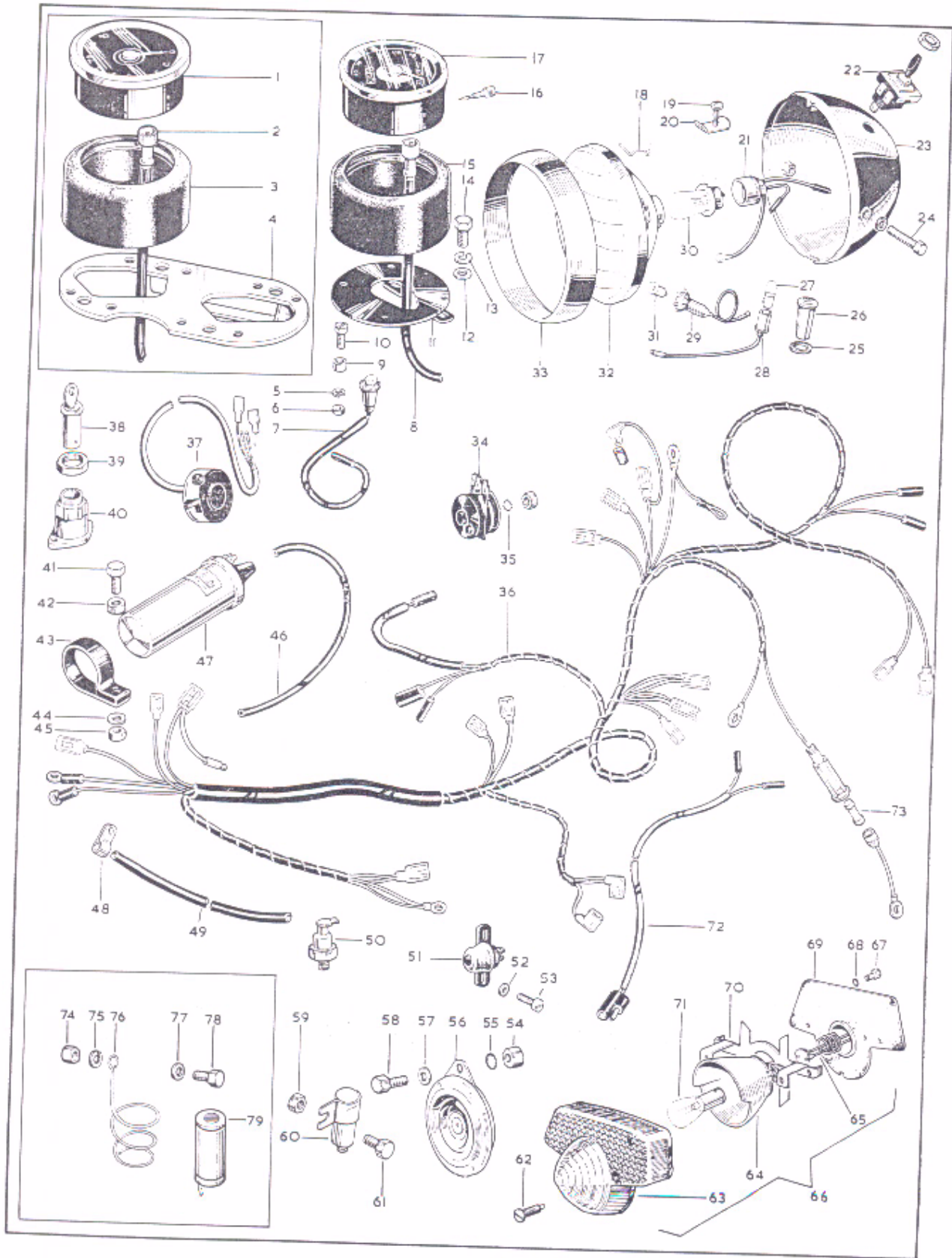


Plate 17—continued

PETROL TANK, TWINSEAT, HANDLEBAR AND CONTROLS

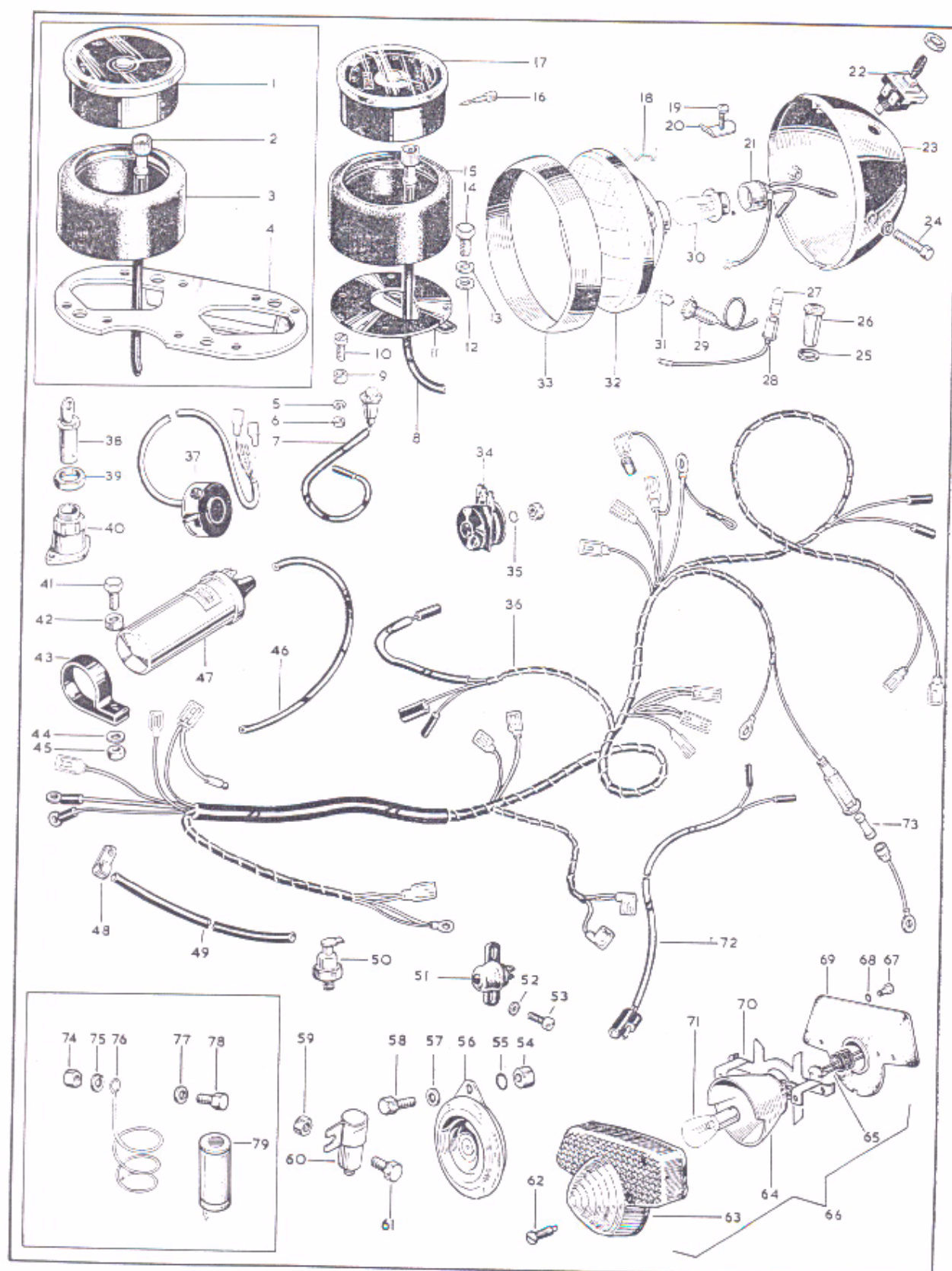
Plate Ref.	Spares No.		Description	Per Set
	B.S. No.	Makers No.		
37.	70-8960		Heat shield	1
38.	70-9654		Silencer	1
39.	27-8560		Spacer, twinseat	2
40.	41-9131		Rear bracket, twinseat	1
41.	02-0051		Nut, twinseat ($\frac{1}{4}$ " British Standard Cycle)	2
42.	82-9020		Spring washer, twinseat ($\frac{1}{4}$ " \times 19/32" \times .040")	2
43.	82-9732		Twinseat complete	1
44.	68-8024		Petrol tap	1
45.	82-8718		Petrol pipe assembly complete	1
46.	82-9204		Seal washer for petrol tap	as reqd.
46.	65-8218		Seal washer for petrol tap	as reqd.
47.	40-8140		Tank mounting rubber (rear)	1
48.	68-8046		Spacer tube, tank mounting	1
49.	42-8017		Rubber sleeve, tank mounting	1
50.	68-8016		Washer, tank mounting	1
51.	68-8014		Nut, tank mounting ($\frac{5}{16}$ " British Standard Cycle)	1
52.	42-8010		Grommet, tank mounting	1
53.	68-8045		Bolt, tank mounting ($\frac{5}{16}$ " British Standard Cycle \times 2 $\frac{7}{8}$ ")	1
54.	40-8101		Petrol tank with fixed fittings	1
55.	29-5655		Washer, tank mounting ($\frac{7}{16}$ " \times 25/32" \times .104")	1
56.	02-0923		Washer, tank mounting ($\frac{5}{16}$ " \times $\frac{5}{8}$ " \times $\frac{1}{16}$ ")	1
57.		11 013	Body screw, twist grip	2
58.		16 328	Body (top-half), twist grip	1
59.		16 329	Body (bottom-half), twist grip	1
60.	19-7223	16 364	Twist grip control complete	1
61.	40-8657		Throttle cable complete	1
62.	40-4960		Handlebar	1
63.	41-8548		Exhaust lifter control cable	1
64.	42-8611	18 864	Exhaust lifter control complete	1
65.	19-3082	376 079	Clamp screw, exhaust lifter	2
66.	19-3083	12 064	Handlebar clamp, exhaust lifter	1
67.	19-3084	11 014	Lever fulcrum pin, exhaust lifter	1
68.	19-3086	18 869	Bracket, exhaust lifter	1
69.	19-3085	18 871	Lever, exhaust lifter	1
70.	19-3087		Lockwasher for nut, line 71	1
71.	19-2763	18 060	Fulcrum pin nut, exhaust lifter	1

Note:—Where no B.S.A. Part Number is quoted, the part is only available from the makers.



ELECTRICAL EQUIPMENT

Plate Ref.	Spares No.		Description	Per Set
	<i>B.S.A. No.</i>	<i>Makers No.</i>		
1.	19-8944	RSM3003/01	Tachometer head (<i>to order only</i>)	1
2.	19-9094		Tachometer cable (<i>to order only</i>)	1
3.	83-0281		Mounting cup, tachometer head (<i>to order only</i>)	1
4.	97-3689		Mounting bracket, speedometer and tachometer (<i>to order only</i>)	1
5.	24-7068		Spring washer, speedometer or tachometer mounting ..	4
6.	02-0047		Nut, speedometer or tachometer mounting	4
7.	19-1166	54953389	Speedometer light lead	1
8.	19-9089	DF9110/00/63	Speedometer cable	1
9.	68-9418		Spacer, speedometer or tachometer mounting	4
10.	76-0543		Screw, speedometer or tachometer mounting	4
11.	82-8283		Mounting bracket, speedometer head only	1
12.	02-0525		Washer, speedometer or tachometer bracket mounting ..	2
13.	24-0978		Spring washer, speedometer or tachometer bracket mounting	2
14.	02-1354		Bolt, speedometer or tachometer bracket mounting ..	2
15.	83-0281		Mounting cup, speedometer head	1
16.	19-9080	41-148-203-10	Speedometer trip shaft	1
17.	19-8936	SSM5001/05	Speedometer head (m.p.h.)	1
17.	19-2183	SSM5001/04	Speedometer head (k.p.h.)	1
18.		504665	Wire clip, headlight light unit	5
19.		144921	Screw, headlamp rim	1
20.		534296	Plate, headlamp rim fixing screw	1
21.		554602	Main bulb holder	1
22.	19-0964	35710	Light switch	1
23.	19-1320	59965	Headlamp complete (standard)	1
23.	19-1321	59966	Headlamp complete (Europe, with 410 bulb)	1
23.	19-1322	59966	Headlamp complete (France, with 411 bulb)	1
24.		112201	Bolt, headlamp mounting	2
25.		54140331	Seal washer, warning light body	2
26.	19-0982	38191	Warning light body (green)	1
26.	19-0965	38189	Warning light body (red)	1
27.		281	Bulb, warning light	2
28.		54945043	Bulb holder, warning light	2
29.		54573590	Pilot bulb holder, headlamp	1
30.		446	Main bulb, headlamp	1
30.		410	Main bulb (Europe)	1
30.		411	Main bulb (France)	1
31.		989	Pilot bulb, headlamp	1
32.		54524526	Light unit, headlamp	1
33.		534343	Headlamp rim	1
34.	19-1715	49072	Rectifier	1
35.	29-0541		Lockwasher, rectifier earth	1
36.	19-1323	54957308	Wiring harness	1
37.	19-0214		Horn push and dipper switch	1
38.	68-9304	1/24089	Ignition lock and key	1
39.	19-1247	54130041	Nut, ignition switch	1



ELECTRICAL EQUIPMENT

Plate Ref.	Spares No.		Description	Per Set
	B.S.A. No.	Makers No.		
40.	19-1775	31899	Ignition switch	1
41.	14-0204		Bolt, coil clip mounting	1
42.	66-9262		Spacer, coil clip mounting	1
43.	83-1603		Coil clip	1
44.	27-8560		Washer, coil clip mounting	1
45.	14-0801		Nut, coil clip mounting	1
46.	19-1885	54956469	High-tension lead (resistive cable)	1
46.	19-1886	54956427	High-tension lead (U.S.A.)	1
47.	19-1881	45221	Ignition coil	1
48.	66-8340		Clip, battery vent pipe	1
49.	68-9163		Battery vent pipe	1
50.	19-1735	49345	Zener diode	1
51.	19-0916	34815	Rear stop light switch	1
52.	02-1096		Washer, stop switch mounting	2
53.	42-4574		Screw, stop switch mounting	2
54.	42-4475		Nut, horn mounting	1
55.	66-4707		Lockwasher, horn mounting	1
56.	19-2064		Horn	1
57.	02-2138		Washer, horn mounting	1
58.	75-4813		Bolt, horn mounting	1
59.	40-0414		Nut, condenser mounting	1
60.	19-1747	54441582	Condenser, ignition	1
61.	02-0220		Bolt, condenser mounting	1
62.		144921	Screw, tail lamp lens	2
63.		54577109	Tail lamp lens	1
64.		54578213	Bulb holder assembly, tail lamp	1
65.		573828	Bulb holder interior, tail lamp	1
66.	19-1245	53973	Stop/tail lamp complete	1
67.		110714	Screw, lamp fixing	2
68.		188330	Lockwasher, lamp fixing	2
69.		54571677	Gasket, lamp seating	1
70.		54578212	Base assembly, tail lamp	1
71.		380	Bulb, stop/tail lamp	1
72.	82-8314	54953386	Tail lamp lead	1
73.	19-1249		Fuse (12 volt, 35 amp.)	1
74.	02-2395		Nut, capacitor mounting (to order only)	1
75.	82-9020		Spring washer, capacitor mounting (to order only)	1
76.	82-8320	54483156	Spring, capacitor mounting (to order only)	1
77.	02-0525		Washer, capacitor mounting (to order only)	1
78.	02-1354		Bolt, capacitor mounting (to order only)	1
79.	82-8319	54170009	Capacitor (to order only)	1
	19-1776	54027029	Battery (not illustrated)	1
	00-5195		Tachometer kit complete (to order only)	1
	00-4403		Capacitor kit complete (to order only)	1

Note:—Where no B.S.A. part number is quoted, the part is only available from the makers.


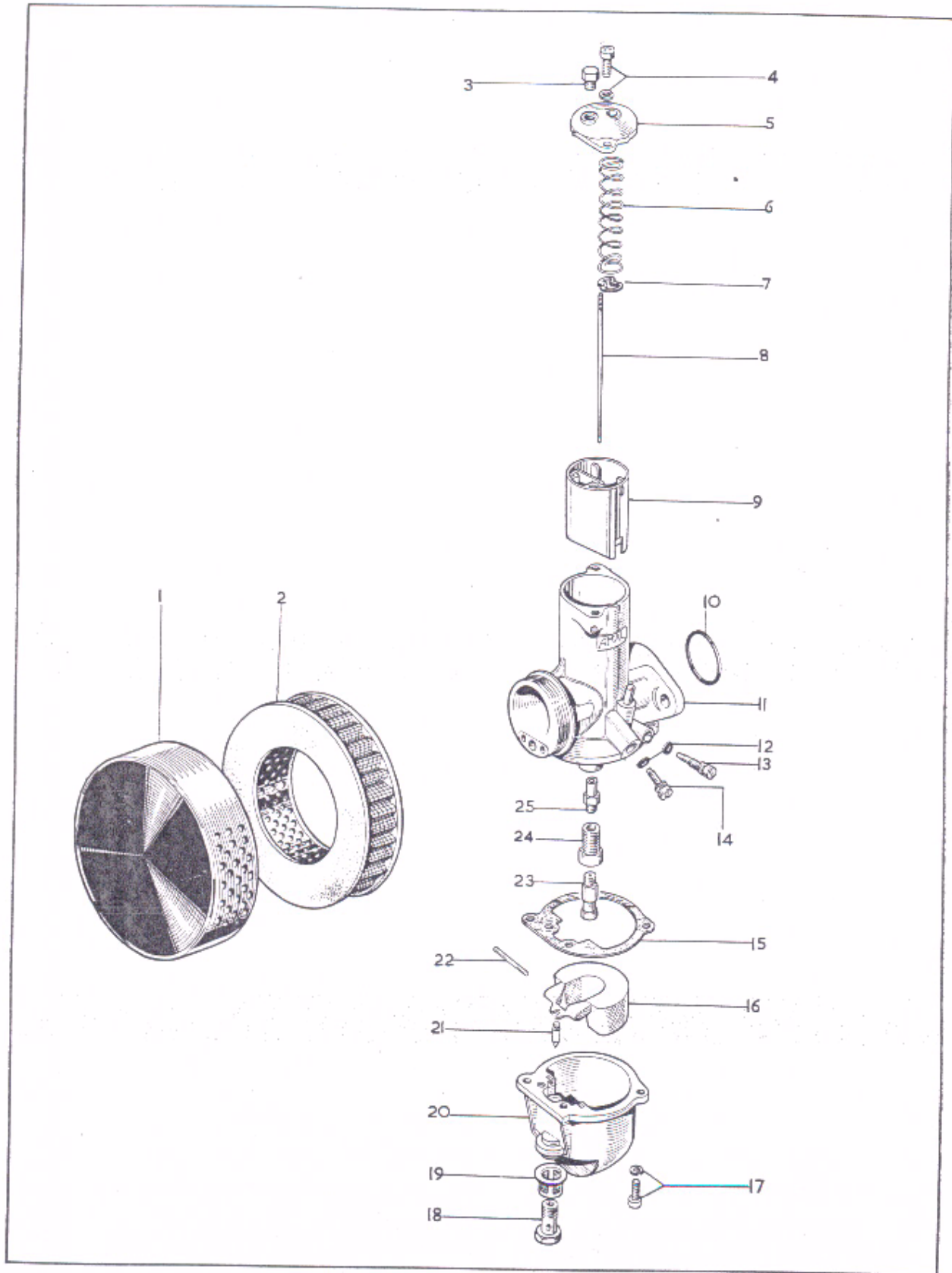


Plate 19

TOOLS AND SUNDRIES

<i>Plate Ref.</i>	<i>Spares No.</i>	<i>Description</i>	<i>Per Set</i>
1.	60-0767	Screwdriver set	1
2.	68-9462	"C" spanner, rear damper	1
3.	60-0801	Tyre lever/tommy bar	1
4.	65-9132	Tappet spanner	1
5.	67-9026	Ring spanner	1
6.	68-9464	Plug spanner	1
7.	29-9252	Tyre lever	1
8.	40-9017	Double box spanner	1
9.	68-9461	Tool roll	1
10.	76-9136	Cable clip	5
11.	90-9024	Rubber cable clip.. .. .	2
12.	75-9045	Cable clip	3
13.	68-9467	Tyre valve key	1
	60-2114	Toolkit complete	1



CARBURETTER AND AIR CLEANER

Plate Ref.	Spares No.		Description	Per Set
	B.S.A. No.	Amal No.		
1.	60-1053		Air cleaner complete	1
2.	19-7115		Air cleaner element	1
3.		4/137A	Screw plug for top cap	1
4.	19-3093	622/086	Screw and washer for top cap	2
5.		928/097	Mixing chamber top cap	1
6.		622/131	Throttle slide spring	1
7.	19-3095	622/067	Throttle needle clip	1
8.	19-3137	622/124	Throttle needle	1
9.	19-3127	928/060	Throttle slide (number 3½ cut-away)	1
10.	19-3090	622/101	"O" ring, carburetter flange	1
11.		R930/005	Carburetter body	1
12.	19-3098	622/082	"O" ring, pilot air and throttle stop screws	2
13.		622/076	Pilot air adjusting screw	1
14.		622/077	Throttle stop screw	1
15.	19-3106	622/073	Float chamber gasket	1
16.	19-3102	622/069	Float	1
17.	19-3093	622/086	Screw and washer, float chamber to body	2
18.	19-3103	622/078	Banjo bolt	1
19.	19-3048	376/093	Petrol filter	1
20.		622/050	Float chamber	1
21.	19-3105	622/068	Float needle	1
22.		622/071	Float spindle	1
23.	19-2884	376/100	Main jet (240 c.c.)	1
24.		622/128	Jet holder	1
25.	19-3136	622/122	Needle jet (.106")	1
	19-2425	R930/38	Carburetter complete	1

Note:—Where no B.S.A. part number is quoted, the part is only available from the makers.

NUMERICAL INDEX

NUMBER	PAGE	PLATE	CODE	NUMBER	PAGE	PLATE	CODE	NUMBER	PAGE	PLATE	CODE
00-3171	5	—	—	02-2395	51	17	24	18-0869	53	17	68
00-3171	9	—	—	02-2395	57	18	74	18-0871	53	17	69
00-3313	5	—	—	02-2578	23	7	35	18-1708	51	17	9
00-3313	9	—	—	02-2579	23	7	33	18-1709	51	17	10
00-3463	5	—	—	02-2580	23	7	34				
00-3464	5	—	—	02-2903	39	13	10	19-0002	51	17	11
00-3465	5	—	—					19-0003	51	17	11
00-3474	5	—	—	03-0111	29	9	2	19-0214	55	18	37
00-3475	5	—	—	03-1156	49	16	10	19-0916	57	18	51
00-3476	5	—	—					19-0943	49	16	37
00-4403	57	—	—	04-0137	61	20	3	19-0952	51	17	2
00-5195	57	—	—	04-2276	35	11	25	19-0964	55	18	22
								19-0965	55	18	26
02-0046	29	9	27	11-0013	53	17	57	19-0982	55	18	26
02-0046	35	11	2	11-0014	51	17	6	19-1035	29	9	28
02-0047	55	18	6	11-0014	53	17	67	19-1098	51	17	8
02-0049	29	9	20					19-1166	55	18	7
02-0049	39	13	20	12-0064	53	17	66	19-1245	57	18	66
02-0049	41	13	64	12-0595	51	17	7	19-1247	55	18	39
02-0049	49	16	29					19-1249	57	18	73
02-0051	53	17	41	14-0113	33	10	11	19-1262	15	3	52
02-0204	49	16	5	14-0113	35	11	15	19-1320	55	18	23
02-0204	49	16	32	14-0115	51	17	34	19-1321	55	18	23
02-0204	49	16	43	14-0116	35	11	26	19-1322	55	18	23
02-0204	51	17	35	14-0204	57	18	41	19-1323	55	18	36
02-0220	33	10	18	14-0208	23	7	24	19-1715	55	18	34
02-0220	37	12	15	14-0219	51	17	33	19-1735	57	18	50
02-0220	57	18	61	14-0302	17	4	1	19-1747	57	18	60
02-0370	49	16	17	14-0302	17	4	6	19-1775	57	18	40
02-0440	43	14	27	14-0302	21	6	22	19-1776	57	—	—
02-0440	45	15	2	14-0302	51	17	27	19-1849	23	7	19
02-0443	9	1	37	14-0303	41	13	42	19-1852	23	7	25
02-0449	33	10	3	14-0304	11	2	43	19-1853	23	7	18
02-0452	45	15	19	14-0702	29	9	7	19-1881	57	18	47
02-0522	29	9	26	14-0702	35	11	27	19-1885	57	18	46
02-0522	35	11	3	14-0801	57	18	45	19-1886	57	18	46
02-0525	9	1	1	14-0803	31	9	35	19-2064	57	18	56
02-0525	9	1	7	14-0903	33	10	20	19-2183	55	18	17
02-0525	13	3	2	14-1401	17	4	32	19-2425	6	—	—
02-0525	15	3	39	14-1901	13	3	1	19-2425	61	—	—
02-0525	17	4	33	14-1901	15	3	38	19-2763	53	17	71
02-0525	23	7	12	14-1901	17	4	18	19-2884	61	20	23
02-0525	31	9	56	14-1901	17	4	34	19-3048	61	20	19
02-0525	37	12	14	14-1902	33	10	13	19-3082	53	17	65
02-0525	55	18	12	14-6606	23	7	13	19-3083	53	17	66
02-0525	57	18	77	14-6606	25	7	48	19-3084	53	17	67
02-0861	33	10	9	14-6608	25	7	68	19-3085	53	17	69
02-0923	9	1	5	14-6610	23	7	6	19-3086	53	17	68
02-0923	13	3	21	14-6610	25	7	47	19-3087	53	17	70
02-0923	17	4	2	14-6610	27	8	2	19-3090	61	20	10
02-0923	17	4	7	14-6611	25	7	38	19-3093	61	20	4
02-0923	35	11	19	14-6611	27	8	7	19-3093	61	20	17
02-0923	41	13	40	14-6612	25	7	40	19-3095	61	20	7
02-0923	41	13	65	14-6614	25	7	41	19-3098	61	20	12
02-0923	47	15	33					19-3102	61	20	16
02-0923	49	16	2	15-0431	43	14	29	19-3103	61	20	18
02-0923	49	16	12	15-0431	45	15	4	19-3105	61	20	21
02-0923	49	16	28	15-0541	43	14	20	19-3106	61	20	15
02-0923	49	16	48	15-0716	43	14	19	19-3127	61	20	9
02-0923	53	17	56	15-5155	9	1	2	19-3136	61	20	25
02-1027	29	9	11	15-5155	41	13	53	19-3137	61	20	8
02-1096	57	18	52	15-7354	49	16	11	19-5305	33	10	7
02-1354	37	12	22	15-7563	37	12	21	19-5307	33	10	7
02-1354	55	18	14					19-7115	61	20	2
02-1354	57	18	78	16-0008	51	17	18	19-7221	51	17	1
02-1616	49	16	14	16-0009	51	17	16	19-7222	51	17	20
02-1733	33	10	2	16-0010	51	17	17	19-7223	53	17	60
02-1925	29	9	13	16-0011	51	17	15	19-7441	33	10	4
02-1967	29	9	12	16-0091	51	17	19	19-7452	33	10	6
02-2138	29	9	18	16-0328	53	17	58	19-7616	11	2	8
02-2138	29	9	30	16-0329	53	17	59	19-7625	11	2	7
02-2138	31	9	34	16-0364	53	17	60	19-7717	45	15	10
02-2138	33	10	12					19-7732	43	14	15
02-2138	35	11	29	18-0053	51	17	14	19-8019	15	3	51
02-2138	41	13	43	18-0060	53	17	71	19-8683	27	8	27
02-2138	57	18	57	18-0087	51	17	12	19-8687	45	15	14
02-2395	27	8	17	18-0752	51	17	13	19-8936	55	18	17
02-2395	49	16	46	18-0754	51	17	13	19-8944	55	18	1
				18-0864	53	17	64				

NUMERICAL INDEX—continued

NUMBER	PAGE	PLATE	CODE	NUMBER	PAGE	PLATE	CODE	NUMBER	PAGE	PLATE	CODE
19-9080	55	18	16	29-7971	37	12	28	40-0977	23	7	1
19-9089	55	18	8	29-9252	59	19	7	40-1005	27	8	6
19-9094	55	18	2	29-9388	41	13	39	40-1033	17	4	4
19-9212	47	15	52					40-1035	21	6	25
19-9217	47	15	52	30-0196	29	9	3	40-1037	11	2	6
				30-0733	31	9	43	40-3007	19	5	9
21-0771	37	12	25					40-3019	19	5	6
21-0785	41	13	59	35-0037	43	14	23	40-3020	19	5	4
21-1857	17	4	36	35-6436	45	15	26	40-3032	21	6	19
21-1872	13	3	18					40-3033	21	6	20
21-1889	17	4	8	36-0382	21	6	23	40-3042	21	6	5
21-1890	17	4	3	36-0382	29	9	21	40-3043	21	6	4
21-1891	21	6	24	36-0382	35	11	14	40-3044	21	6	7
21-1892	13	3	20	36-0382	41	13	38	40-3045	21	6	6
21-1893	17	4	20	36-0382	49	16	13	40-3051	17	4	40
21-1894	15	3	48					40-3059	21	6	13
21-1895	13	3	6	37-1798	15	3	31	40-3061	21	6	15
21-1896	13	3	5	37-2006	51	17	4	40-3073	23	7	29
21-1898	23	7	10	37-2226	45	15	11	40-3084	25	7	44
21-1899	25	7	67	37-2243	43	14	31	40-3085	25	7	45
21-1908	51	17	29	37-3468	47	15	46	40-3119	19	5	6
21-1934	31	9	36					40-3120	19	5	6
21-1943	27	8	20	40-0025	13	3	9	40-3121	17	4	39
21-1951	27	8	9	40-0028	23	7	5	40-3126	19	5	4
21-1964	11	2	41	40-0043	11	2	29	40-3127	19	5	4
21-1985	15	3	41	40-0056	9	1	8	40-3150	27	8	31
21-2002	27	8	24	40-0118	15	3	29	40-3155	21	6	14
21-5161	49	16	34	40-0124	9	1	27	40-3193	21	6	9
				40-0127	9	1	29	40-3194	21	6	11
24-0036	13	3	14	40-0129	9	1	13	40-3201	27	8	30
24-0563	11	2	10	40-0131	9	1	30	40-3203	27	8	32
24-0724	15	3	36	40-0148	11	2	11	40-3206	27	8	28
24-0732	13	3	22	40-0156	11	2	46	40-3207	27	8	33
24-0978	55	18	13	40-0157	11	2	5	40-3210	27	8	36
24-5160	11	2	17	40-0158	11	2	12	40-3220	27	8	12
24-5860	43	14	17	40-0158	11	2	15	40-3221	27	8	15
24-6040	9	1	4	40-0159	11	2	2	40-3227	27	8	16
24-7000	47	15	30	40-0162	11	2	1	40-3230	27	8	18
24-7068	55	18	5	40-0167	9	1	26	40-3233	27	8	13
24-8784	45	15	21	40-0171	9	1	25	40-3234	27	8	14
24-8784	51	17	28	40-0182	9	1	33	40-3254	19	5	10
				40-0208	9	1	9	40-3257	23	7	16
25-6014	43	14	22	40-0209	9	1	6	40-3258	19	5	11
				40-0222	23	7	4	40-3262	19	5	12
26-0650	11	2	34	40-0236	25	7	37	40-3265	19	5	20
				40-0241	15	3	43	40-3271	25	7	61
27-5135	41	13	58	40-0242	13	3	25	40-3272	25	7	60
27-5676	35	11	11	40-0243	15	3	46	40-3273	23	7	15
27-6742	49	16	27	40-0246	15	3	44	40-3275	25	7	50
27-6810	43	14	6	40-0246	33	10	15	40-3276	25	7	52
27-6810	47	15	44	40-0292	11	2	14	40-3277	25	7	51
27-8560	49	16	6	40-0294	11	2	45	40-3279	25	7	62
27-8560	49	16	31	40-0296	11	2	13	40-3282	25	7	58
27-8560	53	17	39	40-0309	9	1	11	40-3283	25	7	55
27-8560	57	18	44	40-0325	13	3	8	40-3291	21	6	18
				40-0326	13	3	8	40-3292	19	5	19
28-2080	29	9	9	40-0327	13	3	8	40-3292	25	7	54
28-2080	43	14	9	40-0375	15	3	40	40-3321	21	6	12
28-2080	43	14	25	40-0385	23	7	9	40-3323	21	6	10
28-2080	45	15	28	40-0394	19	5	1	40-3330	27	8	37
28-2338	35	11	17	40-0414	17	4	9	40-4077	29	9	25
28-2338	49	16	1	40-0414	33	10	17	40-4081	31	9	33
28-2338	49	16	47	40-0414	37	12	20	40-4241	33	10	26
				40-0414	37	12	24	40-4524	31	9	41
29-0541	17	4	10	40-0414	39	13	12	40-4524	31	9	46
29-0541	29	9	10	40-0414	49	16	7	40-4530	31	9	45
29-0541	55	18	35	40-0414	49	16	40	40-4733	33	10	24
29-2053	15	3	54	40-0414	57	18	59	40-4734	33	10	23
29-2054	15	3	53	40-0415	9	1	32	40-4735	33	10	22
29-3319	23	7	27	40-0417	9	1	3	40-4820	35	11	23
29-3319	33	10	14	40-0455	15	3	32	40-4960	53	17	62
29-3857	19	5	2	40-0572	11	2	35	40-5018	41	13	55
29-5293	35	11	7	40-0679	23	7	7	40-5090	41	13	60
29-5293	35	11	22	40-0682	23	7	21	40-5143	41	13	47
29-5338	39	13	7	40-0683	23	7	22	40-5144	41	13	45
29-5347	39	13	6	40-0705	13	3	3	40-5145	41	13	48
29-5655	53	17	55	40-0723	23	7	20	40-6022	49	16	18
29-7962	37	12	27	40-0948	29	9	16	40-6030	29	9	1

NUMERICAL INDEX—continued

NUMBER	PAGE	PLATE	CODE	NUMBER	PAGE	PLATE	CODE	NUMBER	PAGE	PLATE	CODE
40-6033	47	15	31	41-3068	19	5	17	42-6554	23	7	31
40-6040	47	15	32	41-3070	19	5	16	42-8010	53	17	52
40-6570	49	16	19	41-3072	19	5	18	42-8017	53	17	49
40-6790	49	16	44	41-3074	19	5	18	42-8052	51	17	22
40-6910	33	10	1	41-3078	19	5	15	42-8611	53	17	64
40-8046	37	12	17	41-3089	19	5	8				
40-8101	53	17	54	41-3091	27	8	21	47-4214	31	9	52
40-8121	51	17	21	41-3092	17	4	38	47-5064	41	13	62
40-8140	53	17	47	41-3209	27	8	35	47-5065	41	13	61
40-8382	37	12	32	41-3210	27	8	34	47-7003	29	9	8
40-8401	37	12	26	41-3212	27	8	26	47-7013	29	9	5
40-8435	37	12	11	41-3215	27	8	22				
40-8436	37	12	10	41-4105	33	10	19	49-9010	35	11	18
40-8657	53	17	61	41-4105	35	11	4				
40-9017	59	19	8	41-4105	35	11	30	53-3049	25	7	71
40-9134	41	13	41	41-4835	35	11	28				
40-9172	37	12	23	41-5124	39	13	25	54-0170	49	16	33
40-9187	37	12	16	41-5134	39	13	13	54-8003	51	17	30
40-9188	37	12	5	41-5135	39	13	23	54-9003	51	17	36
40-9190	15	3	47	41-5139	39	13	14	54-9012	49	16	38
				41-5140	39	13	15				
41-0031	9	1	34	41-5141	41	13	34	57-0948	17	4	5
41-0044	11	2	19	41-5143	41	13	51	57-2166	27	8	1
41-0092	6	—	—	41-5144	39	13	16	57-2641	25	7	39
41-0092	11	2	39	41-5145	39	13	29	57-2642	25	7	49
41-0092	11	2	40	41-5146	39	13	1	57-2646	25	7	43
41-0093	6	—	—	41-6009	5	—	—	57-2750	25	7	56
41-0098	6	—	—	41-6009	47	—	—	57-2759	25	7	42
41-0098	11	2	38	41-6016	43	14	3	57-2764	23	7	32
41-0099	6	—	—	41-6016	43	14	12	57-3638	49	16	23
41-0101	11	2	22	41-6016	45	15	23	57-3763	21	6	16
41-0102	6	—	—	41-6016	47	15	39	57-3764	25	7	65
41-0104	6	—	—	41-6019	47	15	51	57-3850	21	6	8
41-0143	15	3	49	41-6021	47	15	49	57-3854	21	6	21
41-0146	15	3	50	41-6022	5	—	—	57-3872	19	5	3
41-0175	29	9	23	41-6022	45	15	27	57-3874	19	5	13
41-0176	9	1	36	41-6032	47	15	37	57-3876	19	5	5
41-0183	11	2	25	41-6082	47	15	53	57-3877	19	5	14
41-0548	11	—	—	41-6090	45	15	15	57-3951	27	8	19
41-0549	11	2	20	41-6091	45	15	13	57-4017	5	—	—
41-0551	11	2	26	41-6093	45	15	8	57-4017	27	—	—
41-0554	11	2	28	41-6094	45	15	7	57-4019	27	8	11
41-0560	15	3	30	41-6098	47	15	54	57-4070	25	7	53
41-0564	11	2	27	41-6533	49	16	8				
41-0565	15	3	35	41-6782	49	16	25	60-0767	59	19	1
41-0567	15	3	34	41-7007	29	9	6	60-0801	59	19	3
41-0569	15	3	33	41-7037	31	9	53	60-1053	61	20	1
41-0579	11	2	31	41-8051	51	17	23	60-2041	37	—	—
41-0586	11	2	23	41-8548	53	17	63	60-2071	51	17	9
41-0588	11	2	24	41-9131	53	17	40	60-2072	51	17	10
41-0603	17	4	11	41-9152	49	16	4	60-2083	51	17	3
41-0605	17	4	23					60-2114	59	—	—
41-0609	17	4	21	42-3249	37	12	9	60-2119	51	17	5
41-0615	13	3	7	42-3249	49	16	42	60-2242	51	17	2
41-0624	17	4	29	42-4343	31	9	37	60-2243	51	17	8
41-0632	9	1	22	42-4364	31	9	38	60-2683	31	9	57
41-0633	9	1	10	42-4475	29	9	17	60-2683	43	14	13
41-0638	11	2	44	42-4475	29	9	24	60-2724	21	6	17
41-0639	11	2	42	42-4475	29	9	29				
41-0673	13	3	4	42-4475	31	9	42	62-0263	11	2	4
41-0706	17	4	26	42-4475	57	18	54				
41-0713	17	4	15	42-4476	9	1	16	64-6016	41	13	50
41-0714	17	4	16	42-4476	31	9	48	64-6054	49	16	16
41-0715	23	7	3	42-4476	35	11	9				
41-0784	9	1	15	42-4476	35	11	24	65-1417	9	1	18
41-0787	11	2	37	42-4476	47	15	34	65-2494	9	1	23
41-0788	9	1	20	42-4476	49	16	21	65-2495	9	1	24
41-0789	9	1	12	42-4574	57	18	53	65-2593	25	7	59
41-0790	13	3	26	42-4926	35	11	8	65-4917	35	11	6
41-0793	6	—	—	42-5520	43	14	18	65-4917	35	11	23
41-0793	11	2	33	42-5873	43	14	7	65-5111	45	15	29
41-0795	6	—	—	42-5875	43	14	7	65-5295	39	13	9
41-0797	6	—	—	42-5883	43	14	24	65-5332	39	13	2
41-0804	17	4	25	42-6011	47	15	42	65-5333	41	13	52
41-0807	11	2	3	42-6012	47	15	43	65-5424	39	13	31
41-3045	19	5	21	42-6019	45	15	16	65-5451	39	13	27
41-3054	19	5	22	42-6045	45	15	5	65-5883	45	15	12
41-3063	19	5	7	42-6371	47	15	45	65-5884	47	15	40

NUMERICAL INDEX—continued

NUMBER	PAGE	PLATE	CODE	NUMBER	PAGE	PLATE	CODE	NUMBER	PAGE	PLATE	CODE
65-5886	47	15	48	68-5551	43	14	2	70-9548	5	—	—
65-5887	47	15	47	68-5552	43	14	34	70-9548	11	—	—
65-5904	43	14	35	68-5554	5	—	—	70-9549	11	2	30
65-5907	45	15	25	68-5554	43	—	—	70-9654	53	17	38
65-5940	43	14	30	68-5556	43	14	4	70-9677	9	1	14
65-6274	45	15	9	68-6066	45	15	1	70-9737	21	6	2
65-8218	31	9	54	68-6081	47	15	38	70-9800	27	8	1
65-8326	53	17	46	68-6095	45	15	22	70-9979	17	4	35
65-9132	31	9	39	68-6133	45	15	20				
65-9132	59	19	4	68-6134	45	15	6				
65-9270	37	12	13	68-6135	45	15	18				
				68-6142	47	15	50	71-1058	27	8	8
66-0102	11	2	9	68-6802	49	16	26	71-1060	25	7	69
66-0492	11	2	21	68-6834	49	16	39	71-1065	27	8	23
66-0954	11	2	32	68-6835	49	16	30	71-1090	5	—	—
66-3074	9	1	28	68-8014	53	17	51	71-1120	5	—	—
66-3074	19	5	24	68-8016	53	17	50	71-1120	15	3	37
66-3074	25	7	66	68-8024	53	17	44	71-1134	5	—	—
66-3074	27	8	10	68-8045	53	17	53	71-1134	17	—	—
66-4149	29	9	14	68-8046	53	17	48	71-1136	17	4	17
66-4705	31	9	31	68-8343	37	12	33	71-1139	17	4	12
66-4707	57	18	55	68-8382	37	12	30	71-1141	17	4	13
66-4708	43	14	28	68-8383	37	12	31	71-1143	17	4	24
66-4708	45	15	3	68-9115	37	12	19	71-1147	17	4	14
66-8340	57	18	48	68-9163	57	18	49	71-1148	17	4	27
66-9262	57	18	42	68-9223	37	12	1	71-1276	15	3	28
				68-9226	37	12	7	71-1327	21	6	3
67-0042	37	12	8	68-9227	37	12	4				
67-1171	33	10	8	68-9287	37	12	2	75-0257	25	7	70
67-1236	21	6	1	68-9304	55	18	38	75-2719	51	17	31
67-1286	17	4	31	68-9337	37	12	18	75-3144	41	13	36
67-1288	17	4	30	68-9418	55	18	9	75-3144	49	16	15
67-1391	17	4	22	68-9428	41	13	63	75-4813	29	9	19
67-5544	43	14	8	68-9429	41	13	37	75-4813	31	9	32
67-5545	43	14	5	68-9461	59	19	9	75-4813	57	18	58
67-5555	43	14	26	68-9462	59	19	2	75-6594	49	16	3
67-5565	43	14	11	68-9464	59	19	6	75-6595	35	11	20
67-5566	43	14	1	68-9467	59	19	13	75-9045	59	19	12
67-5575	43	14	32								
67-5576	43	14	16	70-2980	49	16	41	76-0012	11	2	18
67-5577	43	14	21	70-3789	15	3	45	76-0271	23	7	17
67-6027	45	15	24	70-5874	51	17	32	76-0528	25	7	63
67-6033	47	15	35	70-6026	19	5	23	76-0543	55	18	10
67-6334	47	15	36	70-7354	23	7	28	76-4116	27	8	3
67-6038	45	15	17	70-7727	11	2	36	76-9136	59	19	10
67-6051	47	15	41	70-7739	13	3	27	76-9325	41	13	56
67-6839	49	16	22	70-7821	9	1	17				
67-9026	59	19	5	70-7856	27	8	29	82-8140	49	16	36
				70-7857	9	1	31	82-8195	49	16	35
68-0018	9	1	19	70-7882	23	7	36	82-8283	55	18	11
68-0155	11	2	16	70-8202	6	—	—	82-8285	31	9	44
68-0289	23	7	2	70-8203	6	—	—	82-8314	57	18	72
68-0289	9	1	35	70-8204	6	—	—	82-8319	57	18	79
68-0331	23	7	23	70-8259	21	6	26	82-8320	57	18	76
68-0383	15	3	42	70-8291	6	—	—	82-8394	49	16	9
68-0839	27	8	4	70-8293	6	—	—	82-8614	37	12	3
68-0840	27	8	5	70-8295	6	—	—	82-8718	53	17	45
68-0931	9	1	21	70-8312	6	—	—	82-8819	35	11	16
68-0938	17	4	19	70-8313	6	—	—	82-8874	37	12	29
68-3168	17	4	37	70-8314	6	—	—	82-8933	33	10	5
68-4081	35	11	10	70-8315	17	4	28	82-9004	31	9	49
68-4577	31	9	50	70-8737	23	7	26	82-9008	31	9	47
68-4597	31	9	51	70-8782	27	8	25	82-9020	49	16	45
68-4835	35	11	21	70-8896	13	3	19	82-9020	51	17	25
68-5056	41	13	54	70-8960	53	17	37	82-9020	53	17	42
68-5104	39	13	18	70-9381	13	3	11	82-9020	57	18	75
68-5108	39	13	19	70-9382	13	3	10	82-9204	53	17	46
68-5134	39	13	11	70-9383	13	3	16	82-9210	33	10	25
68-5137	41	13	57	70-9384	13	3	24	82-9214	5	—	—
68-5143	39	13	24	70-9428	13	—	—	82-9214	29	9	15
68-5146	39	13	33	70-9429	13	3	17	82-9603	35	11	13
68-5170	39	13	21	70-9430	13	3	12	82-9608	35	11	12
68-5171	39	13	22	70-9431	13	3	15	82-9732	53	17	43
68-5197	41	13	35	70-9432	13	3	23	82-9945	51	17	26
68-5535	5	—	—	70-9433	25	7	57	82-9952	33	10	16
68-5535	43	14	10	70-9517	13	3	13	82-9953	33	10	10
68-5541	43	14	33	70-9526	23	7	14	82-9958	29	9	4
68-5543	43	14	14					82-9989	49	16	20

NUMERICAL INDEX—continued

NUMBER	PAGE	PLATE	CODE
83-0270	.. 49	.. 16	.. 24
83-0281	.. 55	.. 18	.. 3
83-0281	.. 55	.. 18	.. 15
83-1426	.. 35	.. 11	.. 1
83-1428	.. 35	.. 11	.. 5
83-1460	.. 29	.. 9	.. 22
83-1603	.. 57	.. 18	.. 43
83-1604	.. 33	.. 10	.. 21
83-1648	.. 37	.. 12	.. 12
83-1651	.. 37	.. 12	.. 6
89-3208	.. 23	.. 7	.. 30
89-5036	.. 39	.. 13	.. 4
90-0011	.. 25	.. 7	.. 64
90-4294	.. 31	.. 9	.. 40
90-5268	.. 23	.. 7	.. 11
90-6074	.. 17	.. 4	.. 41
90-7029	.. 31	.. 9	.. 55
90 9024	.. 59	.. 19	.. 11
97-1932	.. 39	.. 13	.. 19
97-2513	.. 39	.. 13	.. 3
97-2514	.. 39	.. 13	.. 26
97-2525	.. 41	.. 13	.. 49
97-2526	.. 41	.. 13	.. 44
97-2564	.. 39	.. 13	.. 32
97-2682	.. 39	.. 13	.. 28
97-2688	.. 39	.. 13	.. 30
97-2704	.. 23	.. 7	.. 8
97-2704	.. 25	.. 7	.. 46
97-2704	.. 41	.. 13	.. 46
97-2709	.. 39	.. 13	.. 8
97-3689	.. 55	.. 18	.. 4
97-3693	.. 39	.. 13	.. 17
97-3694	.. 39	.. 13	.. 17
97-3903	.. 5	.. —	.. —
97-3903	.. 41	.. —	.. —
97-3905	.. 39	.. 13	.. 5
281	.. 55	.. 18	.. 27
380	.. 57	.. 18	.. 71

NUMBER	PAGE	PLATE	CODE
410	.. 55	.. 18	.. 30
411	.. 55	.. 18	.. 30
446	.. 55	.. 18	.. 30
989	.. 55	.. 18	.. 31
31899	.. 57	.. 18	.. 40
34815	.. 57	.. 18	.. 51
35710	.. 55	.. 18	.. 22
38189	.. 55	.. 18	.. 26
38191	.. 55	.. 18	.. 26
45221	.. 57	.. 18	.. 47
49072	.. 55	.. 18	.. 34
49345	.. 57	.. 18	.. 50
53973	.. 57	.. 18	.. 66
59965	.. 55	.. 18	.. 23
59966	.. 55	.. 18	.. 23
110714	.. 57	.. 18	.. 67
112201	.. 55	.. 18	.. 24
144921	.. 55	.. 18	.. 19
144921	.. 57	.. 18	.. 62
188330	.. 57	.. 18	.. 68
504665	.. 55	.. 18	.. 18
534296	.. 55	.. 18	.. 20
534343	.. 55	.. 18	.. 33
554602	.. 55	.. 18	.. 21
573828	.. 57	.. 18	.. 65
54027029	.. 57	.. —	.. —
54130041	.. 55	.. 18	.. 39
54140331	.. 55	.. 18	.. 25
54170009	.. 57	.. 18	.. 79
54441582	.. 57	.. 18	.. 60
54483156	.. 57	.. 18	.. 76
54524526	.. 55	.. 18	.. 32
54571677	.. 57	.. 18	.. 69
54573590	.. 55	.. 18	.. 29
54577109	.. 57	.. 18	.. 63
54578212	.. 57	.. 18	.. 70
54578213	.. 57	.. 18	.. 64
54945043	.. 55	.. 18	.. 28
54953386	.. 57	.. 18	.. 72
54953389	.. 55	.. 18	.. 7
54956427	.. 57	.. 18	.. 46
54956469	.. 57	.. 18	.. 46

NUMBER	PAGE	PLATE	CODE
54957308	.. 55	.. 18	.. 36
1-24089	.. 55	.. 18	.. 38
41-148-203-10	55	.. 18	.. 16
DT9110:00:63	55	.. 18	.. 8
RSM3003:01	55	.. 18	.. 1
SSM5001:04	.. 55	.. 18	.. 17
SSM5001:05	.. 55	.. 18	.. 17
376:093	.. 61	.. 20	.. 19
376:100	.. 61	.. 20	.. 23
622:050	.. 61	.. 20	.. 20
622:061	.. 61	.. 20	.. 7
622:068	.. 61	.. 20	.. 21
622:069	.. 61	.. 20	.. 16
622:071	.. 61	.. 20	.. 22
622:073	.. 61	.. 20	.. 15
622:076	.. 61	.. 20	.. 13
622:077	.. 61	.. 20	.. 14
622:078	.. 61	.. 20	.. 18
622:082	.. 61	.. 20	.. 12
622:086	.. 61	.. 20	.. 4
622:086	.. 61	.. 20	.. 17
622:101	.. 61	.. 20	.. 10
622:122	.. 61	.. 20	.. 25
622:124	.. 61	.. 20	.. 8
622:128	.. 61	.. 20	.. 24
622:131	.. 61	.. 20	.. 6
928:060	.. 61	.. 20	.. 9
928:097	.. 61	.. 20	.. 5
R930:005	.. 61	.. 20	.. 11
R930:38	.. 61	.. —	.. —

B.S.A. STOCKISTS

BEDFORDSHIRE:	
Bryants, The Rider Agents, 25-31 Shortmead Street, Biggleswade	<i>Biggleswade 3108</i>
B. G. England (Luton) Ltd., 352 Leagrave Road, Luton	<i>Luton 51241</i>
BERKSHIRE:	
Fortesque Bros. Ltd., 1-2 West Street, Reading	<i>Reading 54143</i>
Peter Stirland Ltd., 17-19 Bridge Street, Hungerford	<i>Hungerford 2279</i>
BUCKINGHAMSHIRE:	
Sid Moram Ltd., Wexham Road Corner, Slough	<i>Slough 23767</i>
A. W. Mayle, 13 Victoria Road, Bletchley	<i>Bletchley 2211</i>
CAERNARVONSHIRE:	
Gareth Jones, 39 Pool Street, Caernarvon	<i>Caernarvon 2653</i>
CAMBRIDGESHIRE:	
Hallens of Cambridge Ltd., Union Lane, Cambridge	<i>Cambridge 56225</i>
CARMARTHENSHIRE:	
Eddie Stephens Motors Ltd., 22-23 Water Street, Carmarthen	<i>Carmarthen 6235</i>
CHESHIRE:	
Davies Bros. (Chester) Ltd., Pierpoint Lane, Bridge Street, Chester	<i>Chester 20644</i>
Alex Parker, 117 Cross Street, Sale,	
H. D. Cartwright (Motor Cycles) Ltd., 74 Buxton Road, Heaviley, Sockport	<i>Stockport 5180</i>
Spanns Garage, Daleford Lane, Whitegate, Nr. Northwich	<i>Sandiway 2219</i>
J. Griffiths (Motor Cycles) Ltd., 1 Westminster Street, Crewe	<i>Crewe 2165</i>
CORNWALL:	
J. Wooldridge & Son, Western Road, Launceston	<i>Launceston 2521</i>
W. H. Collins & Son (Motors) Ltd., Kenwyn Mews, Kenwyn Street, Truro	<i>Truro 4334</i>
CUMBERLAND:	
W. T. Tiffen & Son, Irishgate Brow, Carlisle	<i>Carlisle 25024</i>
J. R. Milburn Ltd., Middlegate, Penrith	<i>Penrith 2038</i>
DENBIGHSHIRE:	
Border Motorcycle Works Ltd., 15 Town Hill, Wrexham	<i>Wrexham 3788</i>
DERBYSHIRE:	
W. Wragg Ltd., 95 Lordsmill Street, Chesterfield	<i>Chesterfield 3622</i>
David Tye Ltd., 16-18 Water Lane, Comford, Nr. Matlock	<i>Worksworth 2149</i>
Wilemans Motors, 99-105 Siddals Street, Derby	<i>Derby 42813</i>
Ingles Provincial Garages Ltd., Walbrook Road, Derby	<i>Derby 22920</i>
H. E. Butler, 68-72 Tamworth Road, Long Eaton	<i>Long Eaton 2930</i>
DEVONSHIRE:	
P. Pike & Co. Ltd., Alphington Street, Exeter	<i>Exeter 58241</i>
P. Pike & Co. (Plymouth) Ltd., Rendle Street, Plymouth	<i>Plymouth 68451</i>
Godfrey Sampson, 129 Boutport Street, Barnstaple	<i>Barnstaple 2952</i>
DORSETSHIRE:	
Huxhams (Motor Cycles) Ltd., 149-155 Ashley Road, Parkstone, Poole	<i>Parkstone 4532</i>
Tilleys (Dorset) Ltd., 9 Fredrick Place, Weymouth	<i>Weymouth 5672</i>

